

**CONDITION
CONTROL**

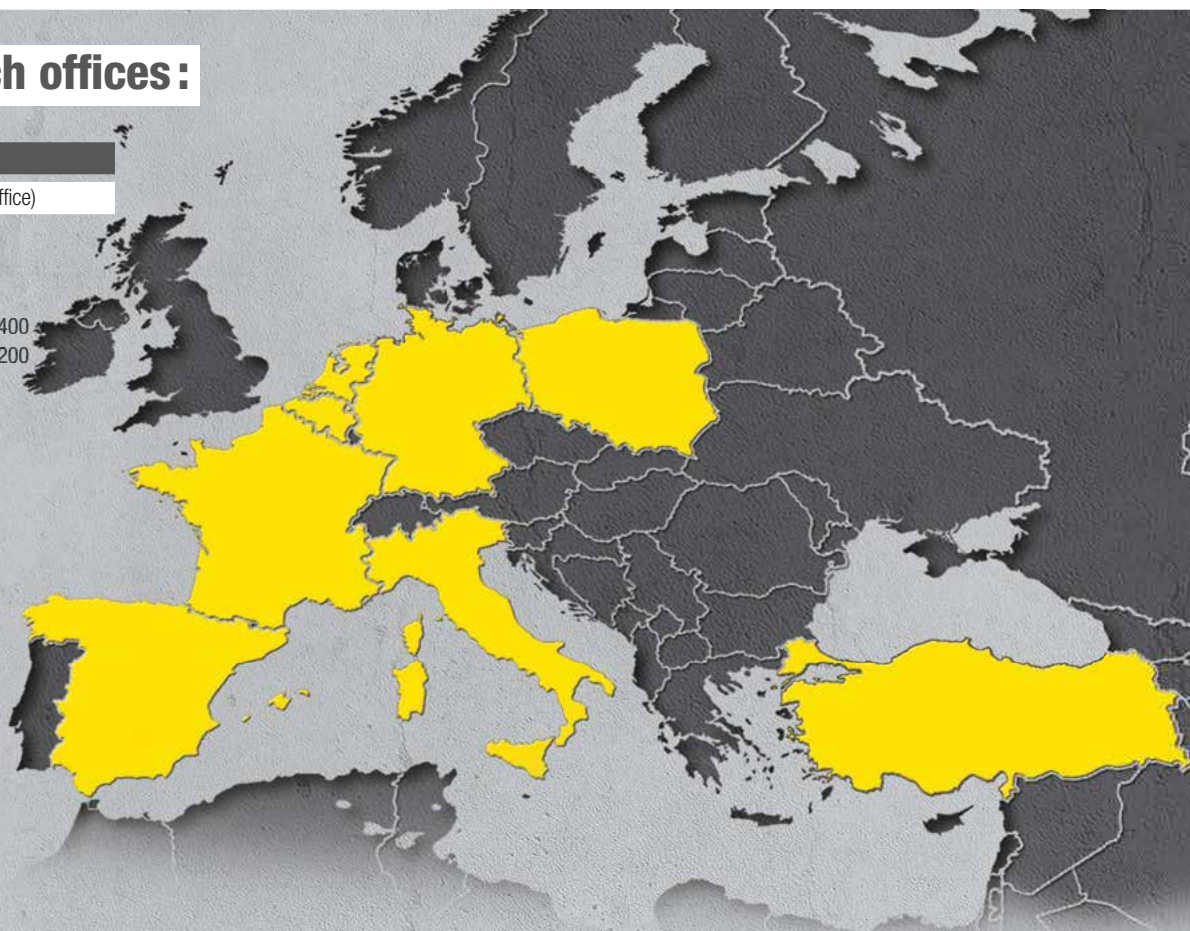
AIR HANDLING
SOLUTIONS

Our branch offices:

GERMANY

Heinsberg (Our head office)

Trotec GmbH
Grebbeener Straße 7
52525 Heinsberg
Phone +49 2452 962-400
Fax +49 2452 962-200
info@trotec.de
www.trotec.de



GERMANY

Schwerin

Trotec GmbH
Werkstraße 721/7
19061 Schwerin
Phone +49 385 773350-80
Fax +49 385 773350-83

NETHERLANDS

Rotterdam

Trotec C.V.
Kreekweg 22
3133 AZ Vlaardingen
Phone +31 103 135250
Fax +31 103 135251

BELGIUM

Overpelt

Trotec C.V.
Klein Siberiëstraat 1C
3900 Overpelt
Phone +32 78 482807
Fax +32 78 482812

FRANCE

Strasbourg

Trotec GmbH
Rue du Dépôt
10 Les Parcs de l'Europe
67207 Niederhausbergen
Phone +33 390 2948-18
Fax +33 390 2948-19

ITALY

Verona

Trotec International GmbH & C.S.a.s.
Via Marconi, 27
37010 Affi
Phone +39 045 6200-905
Phone +39 045 6201-668
Fax +39 045 6200-895

POLAND

Warsaw

Trotec Sp. z o.o. Sp. k
Ul. Olszynowa 9
Podolszyn Nowy, 05-090 Raszyn
Phone +48 22 30753-60
Fax +48 22 30753-61

CHILE

Santiago

Trotec CHILE SA
AV Andrés Bello 2777,
Of 904. Las Condes,
Santiago
Phone +56 222 4120791

SPAIN

Madrid

Trotec Comercio SL S.COM.
Avenida de la Industria, 85
Polígono Industrial el Lomo
28970 Humanes de Madrid
Phone +34 91 187 349-0
Fax +34 91 187 349-1

TURKEY

Istanbul

Trotec End.Ürn.Tic.Ltd.Şti.
Oruçreis Mh. Giyimkent Cd.
14. Sok. No. 61
Giyimkent Sitesi
34235 Esenler - İstanbul
Phone +90 212 4385655
Fax +90 212 4385651



Contents

TROTEC	The Company4 - 5	Trotec
DEHUMIDIFICATION	Industrial desiccant dehumidifiers.....6 - 11 HEPA filter box and Drybox.....12 - 13 Desiccant dehumidifiers.....14 - 21 Industrial condensed dryers22 - 29 Dehumidifiers of the Value Protection Range30 - 33 Construction dryers34 - 37 Commercial dehumidifiers38 - 49 Pool dehumidifiers50 - 53	Dehumidification
HUMIDIFICATION	Air humidifiers54 - 57	Humidification
HEATING	Oil heating units.....58 - 65 Infrared radiant oil heaters.....66 - 67 Gas heater fans68 - 69 Multi air handler70 - 73 Electric heating units74 - 75 Electric heaters.....76 - 79 Electrical fan heaters80 - 83 Electrical space heaters84 - 85 Ceramic fan heaters86 - 91 Infrared heating panels92 - 95	Heating
VENTILATION	High performance axial fans96 - 99 Conveying fans100 - 101 Wind machines102 - 107 High-pressure radial fans.....108 - 113 Turbo fans114 - 119 Surface dryers120 - 121	Ventilation
AIR CONDITIONING	Commercial air conditioners.....122 - 127 Spot cooler air conditioners.....128 - 129	Air conditioning
AIR CLEANING	High-performance air purifier for large rooms and public facilities130 - 139 Air purifiers for building sites and renovation areas140 - 149 High-performance air purifier for smaller shops, offices or practices150 - 155	Air cleaning
DISINFECTION / ODOUR NEUTRALIZATION	Ozone disinfectors and oxygen regenerators156 - 163 Plasma field ionizers164 - 165	Disinfection and Odour neutralization
ACCESSORIES	General accessories.....166 - 175 Air transport hoses.....176 - 184	Accessories

This publication replaces all previous announcements. No part of this publication may be reproduced, processed using electronic systems, replicated or distributed in any form, without our written authorisation. Subject to technical changes. All rights reserved. Names of goods are used without guarantee of free usage keeping to the manufacturer's syntax. The names of goods used are registered and should be considered as such. We reserve the right to modify design in the interest of on-going product improvement, such as shape and colour modifications. The scope of delivery may vary from that in the product description. All due care has been taken in compiling this document. We accept no liability for errors or omissions. © Trotec®

Trotec: Innovations made in Germany. We establish best conditions for your success.



Success has a story. And trust has a name. Trotec.

We have been an owner-managed company from the time we started. We work efficiently thanks to short decision-making paths. Our roots are deeply anchored in the craft sector and on the construction site where our company history began almost three decades ago. In the craft sector and on the construction site, solidity and reliability are just as important as speed and endurance. The practical experience we have gained there taught us that a project will only be perfectly successful if good team players are on board. Coordinating all trades and seeing which machines, which materials, which climatic conditions lead to which result is something Trotec has in its DNA. We simply know what works because our knowledge is based on experience from real life.

Experience and competence "at work"

We place great emphasis on experience-based product development. Our experience is based on life practice, and we know that every product has to solve a problem that has been an obstacle for a smooth workflow. Innovative technology with real relevance for everyday life that has to prove successful again and again – under the toughest conditions and in very different situations. Only when we get positive feedback from the working world that everything is alright, we are sure that we have kept our Trotec promise: Selling solutions, not just products.

International, German quality and technology.

Nowadays, Trotec and its subsidiaries on different continents supply industry, tradesmen and craft enterprises worldwide with professional product solutions for climate conditioning. The assortment of innovative solutions we offer ranges from machines for climate conditioning and measuring devices to special work tents and screen fences.

In the past decades our leitmotif of offering innovative technology at the best possible rates has not only made us one of the leading industrial equipment suppliers but by now also a successful provider of corresponding product solutions for private usage.

Our constant incentive? Being measurably better.

In the fields of portable measuring equipment, too, we are one of the global prime addresses. Trotec develops, produces and distributes innovative measuring devices for climate, building technology, quality and emission control, industrial maintenance as well as detection and localisation.

Trotec turn money into ideas: 10 % for research

We have become big as high-quality supplier – and would like to keep it that way. Therefore, we rely on qualified and motivated employees and invest in a

future-proof development. 10 % of our turnover is principally reinvested in research and development. Employing this strategy, Trotec ensures its customers a brisk pace of product innovation as well as future-proof technology of tomorrow's problem solvers.

More than 90 % in-house production – and always 100 % problem solving

As long as there are problems without solutions, we will continue to develop new products. Each of them must be uncompromisingly easy to use and always deliver consistent performance while withstanding a wide range of conditions. This is the Trotec standard: precision and effectiveness. That is why our focus is on the continuously growing number of products we develop and manufacture in-house – everything from a single source. Upon opening our Heinsberg production facility in 2013, 70 % of the machines of the professional range had already been developed and produced along the lines of "made in Germany". Today's rate is more than 90 %.

We like to share what we know

Our experts are not only here to advise you; as part of the Trotec Academy, they also offer you active know-how transfer for many tasks: In our training courses and seminars we convey theoretical and practical expertise.



Whether it's a new model you are looking for or a reconditioned one, whether you are thinking of buying or leasing – Trotec provides you the ideal solution for every demand: Visit the Trotec Shop to find out more about great deals on our new products, our super special offers and our wide selection of demonstration, reconditioned and specially-priced products. For more information go to www.trotec.com or directly use the QR Code.

Because we are working hand in hand, your advantages with Trotec are not far to seek and can be counted on the fingers of two hands ...

1 Field-tested engineering

Heinsberg accommodates the R&D department, prototype construction and state-of-the-art test rooms on 1,500 m² where more than 20 employees develop new products whilst closely working together with users and specialised suppliers. This allows us to offer you solutions that are field-tested to 100 %.

3 Manufactured in Germany

Think globally – act locally! In case of many measuring devices, too, we have deliberately decided in favour of manufacturing in Germany, because here we can rely on outstandingly qualified employees and a well-organised workflow. And only these factors guarantee the development of high-quality products!

5 Everything directly from the manufacturer

Because all of our devices, components and accessories are coming from a single source Trotec solutions are highly functional: They are exceedingly well-matched in terms of appearance and technology. These sophisticated products make an impression – on our users and also on your clients.

7 Independent repair and maintenance service

You can rely on qualified service staff – no matter where you are. Trotec has their own service vehicle fleet and specialist workshops in Germany, the Netherlands, Belgium, Poland, France, Italy, Spain and Turkey.

9 Optimum value-for-money ratio

For nearly 30 years now our customers have bought our products, which are giving a good return. What is more: Trotec also offers fiscal solutions when purchasing, renting or leasing. Benefit from solely Trotec financing – without involvement of a bank.

Solutions at the click of a mouse – twenty-four-seven ...

Via our online portals (www.trotec.com) you can benefit from our various offers 24/7.

Make use of the convenient shopping opportunity in the Trotec shop: Here industrial customers, craftsmen and private users equally get their money's worth, for in the Trotec shops you'll find new equipment for all needs with an optimum value-for-money ratio, promotional offers at particularly favourable budget prices, attractive package combinations and inexpensive samples or remaining stock. Always worth a visit:

www.trotec.com

2 10 % for research – 100 % for you

With Trotec you have always cutting-edge technology, since 10 % of our turnover goes into research and development. Which means that every year you can benefit from clearly more product innovations than many a competitor has launched throughout his entire company history.

4 German industrial design

Trotec solutions are impressive in every respect: They stand out from the crowd by the visually appealing clarity, practicality and functionality of German industrial designs and impress with technical superiority and outstanding quality.

6 Permanent availability

It is normal for us to ship 15,000 parcels a day. That's why we basically have everything in stock all the time. Whatever you need from the Trotec range, quick delivery is no problem for us: 250,000 machines and measuring devices are permanently available for you.

8 Long-term availability of spare parts

We guarantee the value retention of your investments. Trotec can supply you now and in future with spare parts for all requirements. We have more than 100,000 spare parts constantly in stock. Count on it!

10 Comprehensive services

Along with our products you obtain important services, which ensure the functionality of your devices: Training, testers, trial operation, consultancy service and more. Furthermore available for you is the on-site service in all Trotec subsidiaries.



A FEW PRACTICAL BENEFITS:

Professional quality
"made in Germany" –
originally produced by Trotec

Configurable air direction reversal
for all models

Equipped with manifold functions and
extensive features as standard

High economic efficiency due to
modular assembly design

Can be configured individually for any
application due to a wide range of
equipment options

TTR industrial desiccant dehumidifiers

Durable, low-maintenance, extremely flexible and modularly configurable with high dehumidification performance even at low dew points



Online Capacity Calculation



Which dehumidifier optimally fits your room moisture? Simply use our professional online capacity calculator for exact calculations!

With our robust high-performance dehumidifiers you constantly benefit from a perfect solution with regard to drying applications. The TTR units ensure efficient and permanent dehumidification with a high capacity, even at low dew points.

The application possibilities for these industrial desiccant dehumidifiers are as versatile as their comprehensive standard equipment and the numerous additional equipment options facilitate a virtually custom-tailored adaptation of these devices to meet any requirement.



All industrial dehumidifiers of the TTR series are developed and manufactured in Germany according to the highest quality standards. They exclusively consist of efficient branded components of the latest generation of technology supplied by leading component manufacturers.

Thanks to the internal heat recycling process as well as the high level of resilience and performance of their special sorption rotors, the desiccant dehumidifiers of the TTR series are among the most economical dehumidifiers of their kind!



Whether it's a new model you are looking for or a reconditioned one, whether you are thinking of buying or leasing – Trotec provides you the ideal solution for every demand: Visit the Trotec Shop to find out more about great deals on our new products, our super special offers and our wide selection of demonstration, reconditioned and specially-priced products. For more information go to www.trotec.com or directly use the QR Code.

Standard equipment features of the TTR industrial desiccant dehumidifiers

	TTR 800	TTR 1400	TTR 2000	TTR 2800	TTR 3700	TTR 5200	TTR 6600	TTR 8200	TTR 10000	TTR 12000	TTR 13500
Stainless steel housing	■	■	■	■	■	□	□	□	□	□	□
Steel housing, galvanized and painted	–	–	–	–	–	■	■	■	■	■	■
Wide-range voltage	■	■	■	■	■	■	■	■	■	■	■
Rotor rotation control (rotor and drive)	■	■	■	■	■	■	■	■	■	■	■
Overtemperature protection system with restart lock (regeneration air)	■	■	■	■	■	■	■	■	■	■	■
Operating temperature management (regeneration air)	■	■	■	■	■	■	■	■	■	■	■
Filter monitoring (per air current and collective warning light)	■	■	■	■	■	■	■	■	■	■	■
Duoventic control ¹	■	■	■	■	■	■	■	■	■	■	■
PLC control module Millennium	□	□	□	□	□	■	■	■	■	■	■
FlowMatic volumetric flow control	□	□	□	□	□	■	■	■	■	■	■
Configurable air direction reversal	■	■	■	■	■	■	■	■	■	■	■
Terminals external On/Off	■	■	■	■	■	■	■	■	■	■	■
Terminals hygrostat	■	■	■	■	■	■	■	■	■	■	■
Potential-free contacts (operation, fault, filter)	■	■	■	■	■	■	■	■	■	■	■

¹ Duoventic allows the independent adjustment of each fan's performance via a potentiometer without the need for customer-provided throttle units;

■ standard equipment; □ optional equipment

As standard, all TTR units are equipped with numerous functions and features guaranteeing reliable operation, easy handling and long lifetime with low maintenance effort.

Both air volume and the degree of humidity can also be adjusted independently for all devices as required by means of the integrated Duoventic control.



All TTR units operate according to the TTR Trisorp Dual principle with dual air circulation for pressure-neutral recirculation operation. Each of these air circuits has a separate fan that can be adjusted independently via an infinitely variable electronic regulation.

This enables the fine adjustment of moisture content and volumetric flow of the dry air required without the need to e.g. install energy-wasting throttle valves to regulate the air volume as has often been customary so far.

Due to Duoventic you can configure the device to meet any requirement quickly and in line with demand without the need for conversions: Extremely dry air with a low air flow rate, larger volumes of dry air or maximum circulating air performance with a moderate ratio of dry air.

Further available to optimally adjust the devices to your specific application requirements is a comprehensive range of additional equipment options.

An overview of all options is listed in tabular form on the catalogue pages 10 and 11.



The TTR platform strategy consisting of four construction modules with altogether eleven devices of different performance classes ensures a maximum of quality and cost-effectiveness.



On request, we also readily provide custom-tailored special solutions:

- TTR industrial desiccant dehumidifiers with hygienic design
- TTR industrial desiccant dehumidifiers for PWIS-free dry air
- TTR industrial desiccant dehumidifiers for extremely low dew points

You can find more information at www.trotec.com/ttr-special-models or via the QR code on the right.





Technical data		TTR 800	TTR 1400	TTR 2000	TTR 2800	TTR 3700
Article number		1.110.000.150	1.110.000.160	1.110.000.171	1.110.000.175	1.110.000.177
Dry air	Dehumidification performance ¹ [kg/h]	3.6	7.4	10.8	15.7	20.5
	Air volume free-blowing [m³/h]	950	1,750	2,350	3,150	4,300
	Air volume nominal [m³/h]	750	1,450	2,000	2,800	3,700
	Compression [Pa]	300	300	300	300	400
Regeneration air	Air volume [m³/h]	130	270	380	570	740
	Compression [Pa]	300	300	250	300	200

Principle of operation (see page 14)

TTR Trisorp Dual

Operation range [°C/% RH]		-20 °C to +40 °C / 0 to 100 % RH (other operating ranges upon request)				
Heating [kW]		4.1	9.0	12.5	18.9	24.5
Electrical values	Power input [kW]	4.9	9.8	15	21.6	28.8
	Voltage [V, Hz]	3 x 380 ... 480, 50/60 + PE		3 x 380 ... 480, 50/60 + PE		
	Current consumption (@ 3 x 400 V) [A]	7.5	15.0	23.0	31.7	42.8
	Electrical connection [A]	16	16	32	32	63
Length [mm]		734	734	1,348	1,348	1,348
Width [mm]		649	649	769	769	769
Height [mm]		942	942	1,323	1,323	1,323
Weight [kg]		85	100	230	250	270
Connections dry air input/output ø [mm]		250 / 250	250 / 250	315 / 315	315 / 315	315 / 315
Connections regeneration air input/output ø [mm]		160 / 160	160 / 160	200 / 200	200 / 200	200 / 200
Available accessories		TTR 800	TTR 1400	TTR 2000	TTR 2800	TTR 3700
G4 Z-line filter	Process air	2 x Art. no. 7.160.000.404	2 x Art. no. 7.160.000.404	1 x Art. no. 7.160.000.428	1 x Art. no. 7.160.000.428	1 x Art. no. 7.160.000.428
	Regeneration air	1 x Art. no. 7.160.000.404	1 x Art. no. 7.160.000.404	1 x Art. no. 7.160.000.404	1 x Art. no. 7.160.000.404	1 x Art. no. 7.160.000.404
F7 pleated filter cartridge	Process air	2 x Art. no. 7.160.000.409	2 x Art. no. 7.160.000.409	1 x Art. no. 7.160.000.429	1 x Art. no. 7.160.000.429	1 x Art. no. 7.160.000.429
	Regeneration air	1 x Art. no. 7.160.000.409	1 x Art. no. 7.160.000.409	1 x Art. no. 7.160.000.409	1 x Art. no. 7.160.000.409	1 x Art. no. 7.160.000.409
Air transport hoses		For suitable air transport hoses, please refer to the connectivity schedule on page 178				
Optional additional equipment		We have compiled an overview of all equipment options for you on pages 10/11				

¹ Nominal data at 20 °C/60 % RH

Configurable air direction reversal

Another practical detail for stationary industrial applications, especially with pipe connections, is the configurable air direction reversal of the TTR units, for especially in those cases it must be possible to integrate new or additional devices flexibly into existing process sequences.

With the operator side always facing the user, the air flow direction can easily be adjusted to your individual procedures as needed by means of a modular conversion. Blowing out dry air to the right and discharging humid air to the left – or the other way round – not a problem thanks to the air direction reversal.

All models are optionally also available with a stackable transport frame – up to and including the TTR 3700 also with castors. Optionally, wheels can be supplied for the larger models and, on demand, every TTR unit can also be delivered in a special weather-proof design. An overview of all equipment options is provided on the following catalogue pages.



Whether it's a new model you are looking for or a reconditioned one, whether you are thinking of buying or leasing – Trotec provides you the ideal solution for every demand: Visit the Trotec Shop to find out more about great deals on our new products, our super special offers and our wide selection of demonstration, reconditioned and specially-priced products. For more information go to www.trotec.com or directly use the QR Code.



Technical data		TTR 5200	TTR 6600	TTR 8200	TTR 10000	TTR 12000	TTR 13500
Article number		1.110.000.182	1.110.000.187	1.110.000.190	1.110.000.192	1.110.000.195	1.110.000.197
Dry air	Dehumidification performance ¹ [kg/h]	29.1	37.2	46.2	55.1	66.5	74.6
	Air volume free-blowing [m³/h]	5,800	7,200	9,000	10,500	12,500	14,700
	Air volume nominal [m³/h]	5,200	6,600	8,200	9,800	11,800	13,300
	Compression [Pa]	400	400	400	300	300	400
Regeneration air	Air volume [m³/h]	1,050	1,330	1,660	1,970	2,380	2,670
	Compression [Pa]	300	300	300	300	300	200

Principle of operation (see page 14)

TTR Trisorp Dual

Operation range [°C/% RH]		-20 °C to +40 °C / 0 to 100 % RH (other operating ranges upon request)					
Heating [kW]		36.0	45.0	57.0	66.0	81.0	90.0
Electrical values	Power input [kW]	40	50.5	64.5	74.0	89.0	103.0
	Voltage [V, Hz]	3 x 380 ... 480, 50/60 + PE			3 x 380 ... 480, 50/60 + PE		
	Current consumption (@ 3 x 400 V) [A]	60	73.5	93.5	108.0	129.0	150.0
	Electrical connection [A]	63	100	125	160	160	250
Length [mm]		1,919	1,919	1,919	2,032	2,032	2,032
Width [mm]		1,100	1,100	1,100	1,460	1,460	1,460
Height [mm]		1,680	1,680	1,680	1,802	1,802	1,802
Weight [kg]		680	720	750	900	1,000	1,100
Connections dry air input/output ø [mm]		500 / 500	500 / 500	500 / 500	Rectangular duct connection (optional 2 x 500 ²)		
Connections regeneration air input/output ø [mm]		300 / 300	300 / 300	300 / 300	400 / 400	400 / 400	400 / 400
Available accessories		TTR 5200	TTR 6600	TTR 8200	TTR 10000	TTR 12000	TTR 13500
G4 Z-line filter	Process air	2 x Art. no. 7.160.000.448	2 x Art. no. 7.160.000.448	2 x Art. no. 7.160.000.448	2 x Art. no. 7.160.000.495	2 x Art. no. 7.160.000.495	2 x Art. no. 7.160.000.495
	Regeneration air	1 x Art. no. 7.160.000.448	1 x Art. no. 7.160.000.448	1 x Art. no. 7.160.000.448	1 x Art. no. 7.160.000.475	1 x Art. no. 7.160.000.475	1 x Art. no. 7.160.000.475
F7 pleated filter cartridge	Process air	2 x Art. no. 7.160.000.449	2 x Art. no. 7.160.000.449	2 x Art. no. 7.160.000.449	2 x Art. no. 7.160.000.496	2 x Art. no. 7.160.000.496	2 x Art. no. 7.160.000.496
	Regeneration air	1 x Art. no. 7.160.000.449	1 x Art. no. 7.160.000.449	1 x Art. no. 7.160.000.449	1 x Art. no. 7.160.000.476	1 x Art. no. 7.160.000.476	1 x Art. no. 7.160.000.476
Air transport hoses		For suitable air transport hoses, please refer to the connectivity schedule on page 178					
Optional additional equipment		We have compiled an overview of all equipment options for you on pages 10/11					

¹ Nominal data at 20 °C/60 % RH

² 2 x ø 500 mm with accessory hose adapter, see equipment options page 11



All TTR units comes equipped ex works with separate G4 air filters in Z-line design, both for process and regeneration air. A corresponding filter monitoring unit with warning light is also fitted as standard.



The service-friendly design of the TTR industrial desiccant dehumidifiers invariably accommodates efficient branded components of the latest generation of technology supplied by leading component manufacturers and leaves room for numerous extension options. We have compiled an overview of all additional equipment options for you on the following catalogue pages.

← *Industrial desiccant dehumidifiers – further information...*

Trotec's TTR industrial desiccant dehumidifiers allow for customer-tailored optional configurations

PLC control module Millenium (1)

Microprocessor control with four-line plain text display for status or fault messages. Enables precise energy management as well as humidity and temperature control of the dry air (sensors optional).

FlowMatic S (2)

Registers and compensates sensor-supported automatic pressure losses and maintains a constant pressure / volume flow as per nominal value pre-set. Two fixed nominal values can be stored for this purpose. Starting with the TTR 2000, the volume flow and pressure regulation can be freely adjusted via the control signal (0 ... 10 V).

Humidity (3) and temperature control (4)

Extension modules for Millenium (1) for the signal conversion of connected humidity (3) and temperature sensors (4) including controller programming.

Dew point sensor (5)

Together with the Millenium control (1) and the humidity control unit (3) it allows to control the dry air depending on the dew point.

Dew point +20 °C ... -80 °C,
4 - 20 mA.

Pt100 temperature sensor (6)

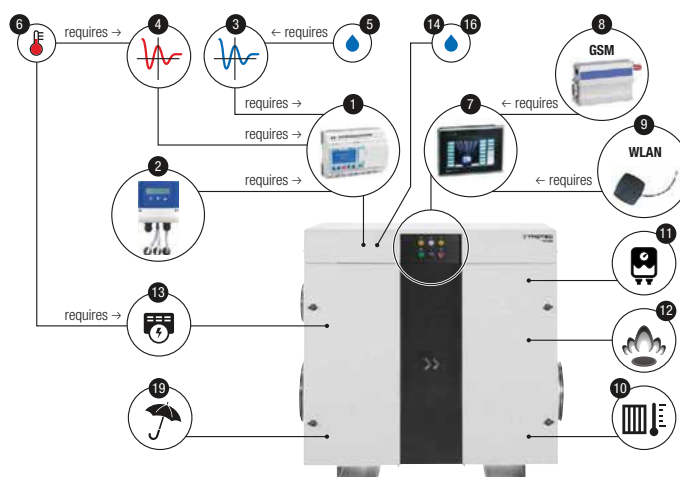
With transmitter 4 - 20 mA. Combined with recoolers/reheater (13), Millenium control (1) and temperature control unit (4) this sensor permits the regulation of the dry air temperature.

Touchscreen (7)

Enables a convenient control of the entire unit via touchscreen instead of manual control.

GSM remote connection (8)

Enables the control of the TTR industrial desiccant dehumidifiers via GSM.



WLAN remote connection (9)

Enables the control of the TTR industrial desiccant dehumidifiers via WLAN.

**Heat exchanger module
stainless steel (10)**

Integrated module for cooling or heating dry air by means of cold or hot water available on site; requires an indication of the media's temperature.

Steam heater (11)

For heating the regeneration air by means of saturated vapour.

Gas heater (12)

For heating the regeneration air by means of a gas burner.

Electric reheater (13)

For heating the dry air additionally.

Additional equipment options (Article number)		TTR 800	TTR 1400	TTR 2000	TTR 2800	TTR 3700
1	PLC control module Millenium	6.100.010.401	6.100.010.401	6.100.010.401	6.100.010.401	6.100.010.401
2	FlowMatic S <i>(requires 1)</i>	6.100.010.405	6.100.010.405	6.100.010.405	6.100.010.405	6.100.010.405
3	Humidity control <i>(requires 1)</i>	6.100.010.415	6.100.010.415	6.100.010.415	6.100.010.415	6.100.010.415
4	Temperature control <i>(requires 1)</i>	6.100.010.416	6.100.010.416	6.100.010.416	6.100.010.416	6.100.010.416
5	Dew point sensor, -80 °C ... +20 °C <i>(requires 3)</i>	6.100.010.455	6.100.010.455	6.100.010.455	6.100.010.455	6.100.010.455
6	Pt100 temperature sensor <i>(requires 4 and 14)</i>	6.100.010.460	6.100.010.460	6.100.010.461	6.100.010.461	6.100.010.461
7	Touchscreen for device operation <i>(requires 1)</i>	on request	on request	on request	on request	on request
8	GSM remote connection <i>(requires 7)</i>	on request	on request	on request	on request	on request
9	WLAN remote connection <i>(requires 7)</i>	on request	on request	on request	on request	on request
10	Integrated heat exchanger module stainless steel	—	—	6.100.010.437	6.100.010.437	6.100.010.437
11	Steam heater for regeneration air	—	—	6.100.010.440	6.100.010.440	6.100.010.440
12	Gas heater for regeneration air	—	—	6.100.010.445	6.100.010.445	6.100.010.445
13	Electric reheater for dry air	6.100.010.450	6.100.010.450	6.100.010.451	6.100.010.451	6.100.010.451
14	External hygrostat HG 120	6.100.002.040	6.100.002.040	6.100.002.040	6.100.002.040	6.100.002.040
15	4-pin connector coupling for HG 120	6.100.002.039	6.100.002.039	6.100.002.039	6.100.002.039	6.100.002.039
16	External thermohygrostat HG 125, electronic	6.100.002.042	6.100.002.042	6.100.002.042	6.100.002.042	6.100.002.042
17	7-pin connector coupling for HG 125	6.100.002.046	6.100.002.046	6.100.002.046	6.100.002.046	6.100.002.046
18	Wheels <i>(4 swivel castors with brake)</i>	6.100.010.510	6.100.010.510	6.100.010.511	6.100.010.511	6.100.010.511
19	Weather protection equipment	6.100.010.520	6.100.010.520	6.100.010.521	6.100.010.521	6.100.010.521
20	Protective and transport frame, stackable, without castors	—	—	—	—	—
21	Castors for transport frame	—	—	—	—	—
22	Transport frame, stackable, with castors	6.100.010.480	6.100.010.480	6.100.010.485	6.100.010.485	6.100.010.485
23	Filterbox (external) for HEPA air filtration	7.240.000.015	7.240.000.015	7.240.000.015	7.240.000.015	7.240.000.015

■ standard equipment; □ optional equipment; further equipment available upon request, e.g. frost-protected version for outdoor installation, cold room insulation and much more





Hygrostat control (14, 16)

External hygrostat HG 120 (14) for humidity-dependent control of the TTR industrial desiccant dehumidifiers, optionally with or without permanent ventilation. A 4-pin coupling is required for connecting the HG 120 (15).

The electronic thermohygrostat HG 125 (16) is also available. It can be used starting at a temperature of -30 °C and is also suited for continuous control if combined with the Millenium control (1). A 7-pin coupling is required for connecting the HG 125 (17).

Both connector couplings (15, 17) come with cable and cable inlet for the connection to the terminal.

Weather protection equipment (19)

Weather protection grids at air inlets, additional seals, exhaust pipe arc for humid air, Plexiglas flap protecting the operating elements.



TTR filter box 610 (23)

For HEPA filtration of process or dry air. Can be combined with all TTR drying units. Max. Air flow 4,000 m³/h per filter box. A detailed description can be found on catalogue page 12.

Hose adapter (24)

Attachment plate with 2 x ø 500 mm connecting piece (A) from TTR 10000 upwards. Can be screwed on to the standard grille (B) on the dry air outlet and process air intake side.



Additional equipment options (Article number)		TTR 5200	TTR 6600	TTR 8200	TTR 10000	TTR 12000	TTR 13500
1	PLC control module Millenium	■	■	■	■	■	■
2	FlowMatic S (requires 1)	■	■	■	■	■	■
3	Humidity control (requires 1)	6.100.010.415	6.100.010.415	6.100.010.415	6.100.010.415	6.100.010.415	6.100.010.415
4	Temperature control (requires 1)	6.100.010.416	6.100.010.416	6.100.010.416	6.100.010.416	6.100.010.416	6.100.010.416
5	Dew point sensor, -80 °C ... +20 °C (requires 3)	6.100.010.455	6.100.010.455	6.100.010.455	6.100.010.455	6.100.010.455	6.100.010.455
6	Pt100 temperature sensor (requires 4 and 14)	6.100.010.462	6.100.010.462	6.100.010.462	6.100.010.463	6.100.010.463	6.100.010.463
7	Touchscreen for device operation (requires 1)	on request	on request	on request	on request	on request	on request
8	GSM remote connection (requires 7)	on request	on request	on request	on request	on request	on request
9	WLAN remote connection (requires 7)	on request	on request	on request	on request	on request	on request
10	Integrated heat exchanger module stainless steel	6.100.010.438	6.100.010.438	6.100.010.438	6.100.010.439	6.100.010.439	6.100.010.439
11	Steam heater for regeneration air	6.100.010.441	6.100.010.441	6.100.010.441	6.100.010.442	6.100.010.442	6.100.010.442
12	Gas heater for regeneration air	6.100.010.445	6.100.010.445	6.100.010.445	6.100.010.445	6.100.010.445	6.100.010.445
13	Electric reheater for dry air	6.100.010.452	6.100.010.452	6.100.010.452	6.100.010.453	6.100.010.453	6.100.010.453
14	External hygrostat HG 120	6.100.002.040	6.100.002.040	6.100.002.040	6.100.002.040	6.100.002.040	6.100.002.040
15	4-pin connector coupling for HG 120	6.100.002.039	6.100.002.039	6.100.002.039	6.100.002.039	6.100.002.039	6.100.002.039
16	External thermohygrostat HG 125, electronic	6.100.002.042	6.100.002.042	6.100.002.042	6.100.002.042	6.100.002.042	6.100.002.042
17	7-pin connector coupling for HG 125	6.100.002.046	6.100.002.046	6.100.002.046	6.100.002.046	6.100.002.046	6.100.002.046
18	Wheels (4 swivel castors with brake)	6.100.010.512	6.100.010.512	6.100.010.512	6.100.010.513	6.100.010.513	6.100.010.513
19	Weather protection equipment	6.100.010.522	6.100.010.522	6.100.010.522	6.100.010.523	6.100.010.523	6.100.010.523
20	Protective and transport frame, stackable, without castors	6.100.010.490	6.100.010.490	6.100.010.490	6.100.010.495	6.100.010.495	6.100.010.495
21	Castors for transport frame	6.100.010.501	6.100.010.501	6.100.010.501	6.100.010.502	6.100.010.502	6.100.010.502
22	Transport frame, stackable, with castors	—	—	—	—	—	—
23	Filterbox (external) for HEPA air filtration	7.240.000.015	7.240.000.015	7.240.000.015	7.240.000.015	7.240.000.015	7.240.000.015
24	Hose adapter (2 x ø 500 mm)	—	—	—	6.100.010.524	6.100.010.524	6.100.010.524

A FEW PRACTICAL BENEFITS:

Professional quality
"made in Germany" –
originally produced by Trotec

Flexible and relocatable solution for
HEPA filtration of process air

Trouble-free parallel operation of
several filter boxes connected to one
industrial desiccant dehumidifier with
a higher air flow rate

HEPA filter level indication for
external voltage supply

TTR filter box 610

For HEPA filtration of process air –
can be combined with TTR industrial desiccant
dehumidifiers and other air treatment units



The TTR filter box 610 is an ideal solution for all applications involving the emission of process air into environments with special air purity requirements.



The filter box with its hygiene-friendly stainless steel design accommodates two filter compartments: an H13 HEPA filter and a pre-filter. Additionally, it is equipped with a HEPA filter level indication for external voltage supply.



The filter box was specially developed for use with industrial desiccant dehumidifiers of the TTR series. However, it can also be combined with other dry air generators as well as with all air treatment units the air of which is released into rooms with specific purity requirements.

Each TTR filter box is designed for a maximum air flow rate of 4,000 m³/h and can easily be complemented with additional TTR filter boxes installed in parallel to allow for operation with more powerful air treatment units.










Device side with HEPA pre-filter



Device side with HEPA filter

Technical data		TTR filter box 610
Article number		7.240.000.015
Max. air flow rate [m³/h]		4,000
Air transport hose connector [ø mm]	Suction side	500
	Blow-out side	500
Dimensions L x W x H [mm]		605 x 655 x 730
Weight (without filters) [kg]		33
Filter elements (accessory consumables)		TTR filter box 610
G4 Z-line filter		Article number 7.160.000.454
F7 pleated filter cartridge		Article number 7.160.000.476
H13 high-efficiency particulate air filter		Article number 7.160.000.478
Available accessories		TTR filter box 610
Air transport hose Tronect SP-T ¹ , length 7.6 m		Article number 6.100.001.216
Reducer from 500 mm to 300 mm		Article number 6.100.001.445

¹ These and other air transport hoses are described starting on catalogue page 176.



Drybox

Weatherproof outdoor installation of the desiccant dehumidifiers TTR 400 D and TTR 500 D for drying indoor air through circulation



With the Drybox desiccant dehumidifiers can also be used out of doors, so as to enable an undisturbed dry keeping of accommodations or storage facilities via air circulation.

To avoid the formation of condensate and consequential problems, the air in accommodations and storage facilities needs to be permanently dehumidified to a level below dew point.

Powerful desiccant dehumidifiers such as Trotec's high-quality devices TTR 400 D or TTR 500 D with separate internal air flow ducts are the ideal solution for these requirements.

In many cases an indoor installation of the devices is not permitted, undesirable due to the noise, or impossible to realize for other reasons. In such cases, the Drybox, which was specially developed for the TTR 400 D and TTR 500 D, allows for the weatherproof outdoor installation of the dehumidifiers.

Via an air transport hose, the humid indoor air is sucked in, reliably dehumidified to below the interior dew point and then transported back into the room as dry air via a second connected hose in the recirculation air cycle.

Drybox: L 600 x W 590 x H 490 mm, 10 kg, EDP-coated sheet metal, Art. no. 6.100.010.350

A FEW PRACTICAL BENEFITS:

Professional quality
"made in Germany" –
originally produced by Trotec

Especially developed for drying indoor air from outside by way of circulation using the desiccant dehumidifiers TTR 400 D and TTR 500 D

Weatherproof construction with lockable service flap



The Drybox has a lockable service flap for configuring the devices.



Optionally available for the connection to the dryer's humid air outlet is a flue pipe with rain cap which can be screwed to the Drybox (Art. no. 6.100.010.351).

A FEW PRACTICAL BENEFITS:

Professional quality
"made in Germany" –
originally produced by Trotec

Electronic regulation of air amount –
infinitely adjustable

Duoventic principle:
Separate, infinite adjustment of
moisture content and volumetric flow
of the required dry air (TTR-D models)

Two separate air circuits for a
pressure-neutral circulatory air
operation (TTR-D models)

Up to 30 % lighter than competitive
models with the same performance

Maximum of performance with
minimum of dimensions and weight

Extremely low in maintenance

Stackable to save space

Practice-optimized German industrial
design – protected design patent

Desiccant dehumidifiers of the TTR series



*All the desiccant dehumidifiers
of the TTR series are devel-
oped and manufactured
according to the highest of
quality standards in
Germany.*



*Weatherproof Drybox for the interior
convection drying with TTR 400 D and
500 D TTR for when outdoor installa-
tion required. All information about the
Drybox on catalogue page 13...*

Dry air on or off.

**Conventional desiccant dehumidifiers often have no other options on offer.
However, the TTR series does – significantly more:**

Due to high-quality components and an innovative
housing design our TTR dehumidifiers are the
lightest devices of their performance class.
The powder-coated steel sheet construction
is extremely durable.

The combination of smart equipment features and
remarkable performance data turns these devices
into universal all-purpose desiccant dehumidifiers
for industry and construction.

The TTR dehumidifiers achieve far lower dew points
than refrigerator dryers and ensure a high
dehumidification performance even at low air and
component temperatures. Competitive machines
cannot keep up with them when directly compared
with regard to performance and weight.

The infinitely electronically adjustable air amount
regulation allows the variable definition of the
dehumidification performance and therefore,
of the power consumption and noise emission.



*Whether it's a new model you are looking for or a reconditioned one, whether you are thinking of buying or leasing –
Trotec provides you the ideal solution for every demand:* Visit the **Trotec Shop** to find out more about great deals on our new products, our super special offers
and our wide selection of demonstration, reconditioned and specially-priced products. For more information go to www.trotec.com or directly use the QR Code.

D marking: professional quality “made in Germany” with twice the flexibility due to Duoventic

Monoventic:



The Duoventic principle of the TTR-D models allows the separate electronic regulation of both fans of the separate air circuits. This enables the fine adjustment of the moisture content (C1) and volume flow (C2) of the required dry air.

This is how you can configure any climate scenario in a fast and needs-oriented way. Extremely dry air with a low air flow rate, larger volumes of dry air or maximum circulating air performance with a moderate ratio of dry air.

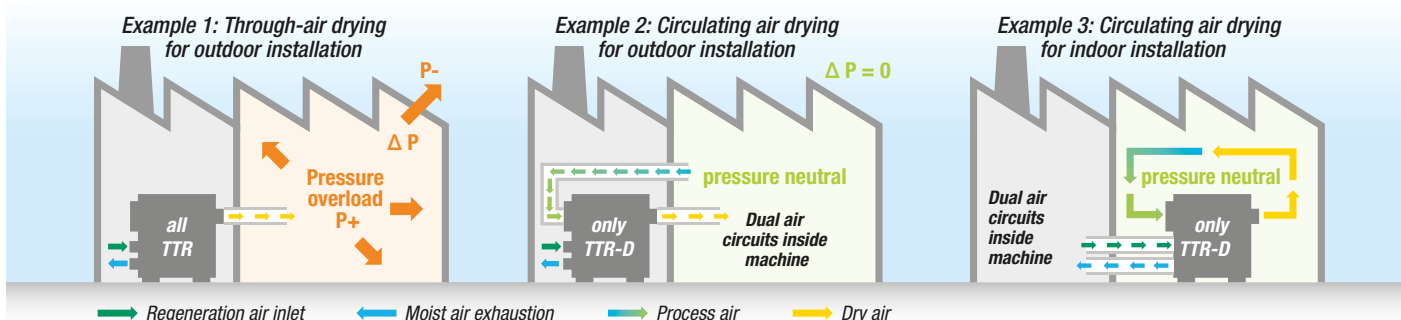


Duoventic:



The model differences at a glance: On the left: a TTR 400 with Monoventic air volume regulation (A) and a common inlet for both air flows (B); on the right: a TTR 400 D with Duoventic regulation (C1, C2) and separate inlets for dry air (D) and regeneration air (E).

Convincing process advantages through the TTR Trisorp Dual principle – application examples:



Basically, conventional desiccant dehumidifiers are equipped with a common air inlet (mono) for dry and regeneration air, e.g. all Trotec devices operating according to the Trisorp-mono or Bisorp-mono principle.

These dehumidifiers are not suitable for through-air drying directly in the respective room as a process-related low pressure is generated and therefore drawing air from the outside is blown into the room, whose moisture content cannot be controlled.

An outdoor installation, e.g. in near rooms can be done with all TTR models (example 1). Due to the ventilation with drier fresh air, a pressure overload is generated, which leads moist air to the outside.

However, with this version the dehumidification rate always depends on the moisture content of the sucked “outdoor air”. With a nominal amount of dry air it achieves a reduction in the dew point temperature by approx. 5 to 10 °C (depending on the device).

Power-saving dehumidification and higher drying rates thanks to circulatory air operation with dual air circuits

The D models operate according to the TTR Trisorp Dual principle with two separate air flows and separate fans for each circuit.

This means that circulatory air operation is also possible with an outdoor installation supplied by a process air circuit that is separated from the “outdoor air” (example 2).

Even if the D models are installed indoor in a room that is to be treated with dry air, a pressure-neutral circulatory air operation is possible by streaming incoming regeneration air and outgoing moist air out of the room by means of a hose or pipe connection (example 3).

Variable circulating air drying with TTR-D models have decisive advantages for users:

If there is a nominal amount of dry air, up to 30 °C lower dew point temperatures can be achieved compared to the “outdoor air” that supplies the regeneration air, in contrast to conventional through-air operation.

Therefore, dew points far below 0 °C can be achieved, which results in considerably low drying stages and in a significantly energy-efficient operation!

Smart equipment options – comprehensive system accessories

As standard, all TTR desiccant dehumidifiers are on the suction side equipped with plug-on filter covers with a handy clip fastener for quick filter changes without having to open the device.

For a separate air supply a matching hose adapter is available as accessory for each filter cover. It can simply be attached to the filter cover.

A complete overview of all TTR system accessories incl. a schematic representation of all configuration options can be found on the subsequent catalogue pages 18 and 19.



Thanks to the clip fastener, the filter cover at the rear of the device with inserted filter mat can be removed quickly and without the need for tools.



On the left: a TTR 400 with standard filter cover at the rear and a connected hose for the discharge of humid air.
On the right: a TTR 400 D with optional hose adapters for the separate process air and regeneration air supply.

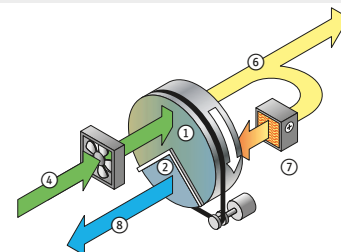
Also available as order option instead of the standard operating hours counter is an MID-compliant⁵⁾ dual counter with additional recording of the energy consumption.



Optionally, all filter covers can be replaced by filter boxes with integrated pipe connection – also ideal for fixed installations. In addition, the filter boxes enable the flexible usage of different Z-line filters of class G4 or F7. For a filter change the filter box can be opened quickly and easily via the screw cap.

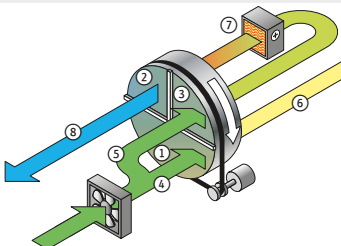
Operation principles of the TTR desiccant dehumidifiers:

TTR Bisorp Mono



A fan located in front of the rotor for process and regeneration air. For regeneration a partial flow of the dry air is used.

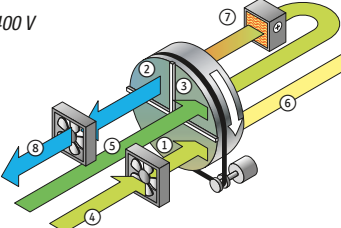
TTR Trisorp Mono



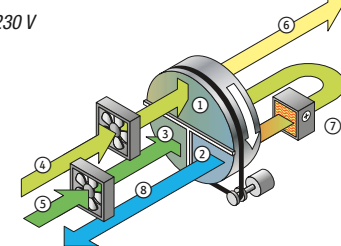
A fan located in front of the rotor for both air circuits. With purging sector for the heat recycling process for incoming regeneration air.

TTR Trisorp Dual

400 V



230 V



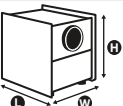
Separate air flows of process and regeneration air implemented by one fan each. With purging sector for the heat recycling process for incoming regeneration air.

Key for operation principles:

- | | |
|-------------------------------------|---------------------|
| 1. Dehumidification sector | 4. Process air |
| 2. Regeneration sector | 5. Regeneration air |
| 3. Purging sector for heat recovery | 6. Dry air |
| | 7. Heating |
| | 8. Damp air |





Technical data		TTR 200	TTR 300	TTR 400	TTR 400 D	TTR 500 D
Article number		1.110.000.010	1.110.000.015	1.110.000.020	1.110.000.021	1.110.000.025
Dry air	Dehumidification ¹ [kg/h]	0.35	0.7	1.2	1.6	2.2
	Range [m³/h]	40 - 120	80 - 280	130 - 450	130 - 450	180 - 550
	Air volume ² [m³/h]	80	200	350	350	480
	Ext. Compression [Pa]	50	100	150	200	150
Regeneration air	Air volume [m³/h]	15	30	50	65	80
	Ext. Compression [Pa]	30	50	80	80	80
Principle of operation (for details see page 16)		TTR Bisorp Mono		TTR Trisorp Mono	TTR Trisorp Dual	
Operating range	Temperature [°C]	-15 to +35	-15 to +35	-15 to +35	-15 to +35	-15 to +35
	Humidity [RH]	0 to 100	0 to 100	0 to 100	0 to 100	0 to 100
Connection voltage [V / Hz]		230 / 50/60	230 / 50/60	230 / 50/60	230 / 50/60	230 / 50/60
Power input	Total [kW]	0.45	0.9	1.5	2.2	3.0
	Heating [kW]	0.4	0.85	1.35	1.95	2.7
Sound level (distance 1 m) [dB(A)]		60	61	63	63	74
Length [mm]		305	355	400	400	443
Width [mm]		260	310	350	350	400
Height [mm]		285	355	405	405	452
Weight [kg]		9	12	17	20	25
Connection	Dry air outlet ø [mm]	80	100	125	125	125
	Humid air outlet ø [mm]	38 / 50	50	80	80	80
Equipment features		TTR 200	TTR 300	TTR 400	TTR 400 D	TTR 500 D
Powder-coated steel sheet housing		■	■	■	■	■
Stainless steel housing		□	□	□	□	□
Fan		1 x	1 x	1 x	2 x	2 x
Air volume regulation	Monoventic ³	■	■	■	–	–
	Duoventic ⁴	–	–	–	■	■
Operating hours counter		■	■	■	■	■
Dual counter (MID-compliant ⁵) [h/kWh]		–	□	□	□	□
Hose adapter	Process air	□	□	□	□	□
	Regeneration air	–	–	–	□	□
Filter box	Process air	□	□	□	□	□
	Regeneration air	–	–	–	□	□
Function monitoring		–	–	○	○	○
Ammeter		■	■	■	■	■
DIN socket for external switchings		4-pin	4-pin	4-pin	4-pin	4-pin
Hygrostat		□	□	□	□	□
Self-regulating PTC electric heating		■	■	■	■	■
Additional heating process air		–	–	□	□	□
Integrated heat recovery		■	■	■	■	■
Ex-proof version		–	–	–	–	–

■ Standard equipment; □ optional equipment; ○ equipment option to be stated at the time of order, not subsequently installable; further versions upon request

¹ Nominal data at 20 °C/60 % RH; ² nominal

³ **Monoventic:** Advanced control electronics allow a precise and infinite adjustment of the dry air volume

⁴ **Duoventic:** Both air flows can be infinitely electronically regulated, independently of each other. This enables a separate adjustment of the moisture content and volume flow of the required dry air.

⁵ **What does MID-compliant mean?** In some areas, the Measuring Instruments Directive (MID) replaces the previous regulation of national authorization and subsequent calibration. As a result, all energy meters in Europe used for energy consumption-based billing have to be MID-compliant from now on.

← Desiccant dehumidifiers – further information ...

1 Function monitoring

Microprocessor control with multi-line plain text display for status or fault messages. With potential-free contacts for external indication. Available as configuration option at the time of order, not subsequently installable.

2, 3 Hose adapter

For assembly onto the standard filter cover; comes with a supply air hose connection.

4, 5 Filter box

Permits the usage of G4 / F7 filters and the connection of supply air hoses at the process air or regeneration air inlet. Also ideal for fixed installations with pipe connections.

6, 7 Filter mat

For filtering process or regeneration air (included in the scope of delivery).

8 Z-line filter G4 process air

9 Z-line filter G4 regeneration air

10 Z-line filter F7 process air

11 Z-line filter F7 regeneration air

12 Dry air heating

Heating system mountable to the dry air outlet for the additional heating of dry air. Adjustable between 30 and 90 °C. Integrated hose connection ø 125 mm.

13 Quad distributor

Connection for up to four 50 mm hoses that can be mounted to the dry air outlet using a reducer fitting (14), also with ø 38 mm. For a dry air supply specifically directed at different areas. Incl. sealing caps.

14 Reducer fitting

With screw thread so as to be screwed onto the quad distributor (13). Permits the connection of 38 mm hoses.

15 Sealing caps 50 mm

For sealing the air outlets of the quad distributor.

16 Sealing caps 38 mm

Air outlet seal for the mounted reducer fitting (14) in case no hose is connected.

17 Hygrostat control

External hygrostat HG 120 with 4-pin plug and 2 m connecting cable for the humidity-dependent two-point control of the devices. (Alternatively: external thermohygrostat HG 125, Art. number 6.100.002.042, with additional adapter transformer, Art. number 6.100.002.043)

Air transport hoses:

18 For standard dry air exhaust.

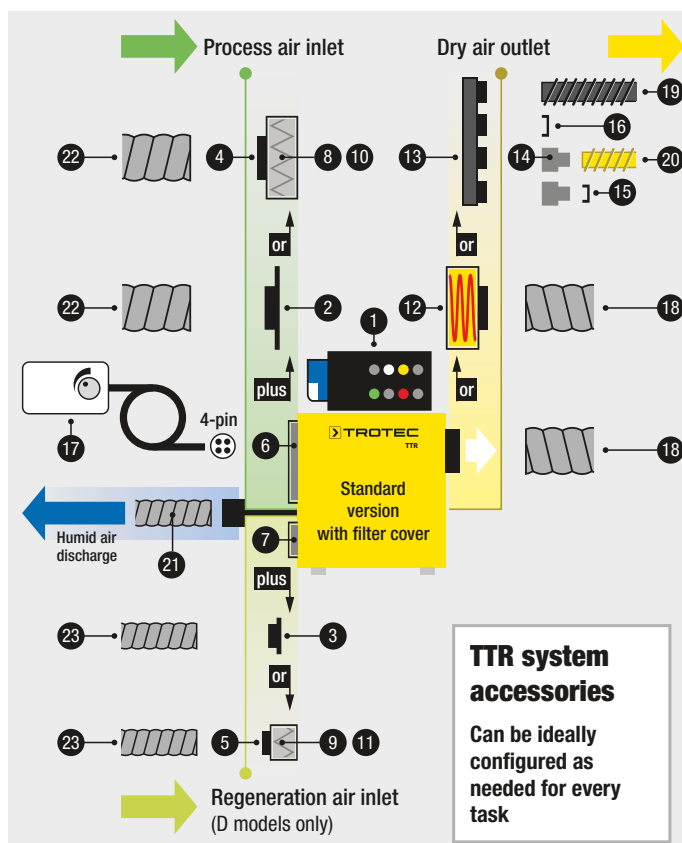

19 For standard dry air exhaust with mounted quad distributor (13).


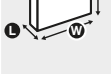


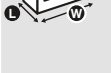







20 For standard dry air exhaust with mounted quad distributor (13) and screwed-on reducer fitting (14).

21 For humid air discharge.

22 For process air intake.

23 For regeneration air intake.



System accessories			TTR 200	TTR 300	TTR 400	TTR 400 D	TTR 500 D		
1	Function monitoring	Article number		–	–	6.100.010.346	6.100.010.346	6.100.010.346	Trotec
2	Hose adapter	Process air inlet ø [mm]		80	100	125	125	125	
		Article number		6.100.010.001	6.100.010.005	6.100.010.010	6.100.010.010	6.100.010.010	
Regeneration air inlet ø [mm]		–	–	–	80	80			
Article number		–	–	–	6.100.010.101	6.100.010.105			
4	Filter box	Process air inlet ø [mm]		80	100	125	125	125	Dehumidification
		Article number		6.100.010.201	6.100.010.205	6.100.010.210	6.100.010.210	6.100.010.210	
Regeneration air inlet ø [mm]		–	–	–	80	80			
Article number		–	–	–	6.100.010.301	6.100.010.305			
6	Process air filter mat	L x W x H [mm]		20 x 130 x 140	20 x 205 x 185	20 x 230 x 240	20 x 230 x 240	20 x 230 x 240	Humidification
		Article number		7.160.000.680	7.160.000.681	7.160.000.682	7.160.000.682	7.160.000.682	
7	Regeneration air filter mat	L x W x H [mm]		–	–	–	20 x 110 x 130	20 x 135 x 150	
		Article number		–	–	–	7.160.000.683	7.160.000.684	
8	Z-line filter G4 process air (requires 4)	L x W x H [mm]		48 x 125 x 135	48 x 205 x 180	48 x 200 x 225	48 x 200 x 225	48 x 200 x 225	Heating
		Article number		7.160.000.602	7.160.000.603	7.160.000.604	7.160.000.604	7.160.000.604	
9	Z-line filter G4 regeneration air (requires 5)	L x W x H [mm]		–	–	–	48 x 123 x 117	48 x 170 x 152	
		Article number		–	–	–	7.160.000.605	7.160.000.606	
10	Z-line filter F7 process air (requires 4)	L x W x H [mm]		48 x 125 x 135	48 x 205 x 180	48 x 200 x 225	48 x 200 x 225	48 x 200 x 225	Ventilation
		Article number		7.160.000.630	7.160.000.631	7.160.000.632	7.160.000.632	7.160.000.632	
11	Z-line filter F7 regeneration air (requires 5)	L x W x H [mm]		–	–	–	48 x 123 x 117	48 x 170 x 152	
		Article number		–	–	–	7.160.000.633	7.160.000.634	
12	Dry air heating	Dry air outlet ø [mm]		–	–	125	125	125	
		Article number		–	–	6.100.010.345	6.100.010.345	6.100.010.345	
Further accessories				TTR 200	TTR 300	TTR 400	TTR 400 D	TTR 500 D	
13	Quad distributor	Dry air outlet ø [mm]		–	4 x 50 (38)	4 x 50 (38)	4 x 50 (38)	4 x 50 (38)	Air conditioning
		Article number		–	6.100.010.340	6.100.010.340	6.100.010.340	6.100.010.340	
14	Reducer fitting from ø 50 to 38 mm for quad distributor			7.200.000.002	7.200.000.002	7.200.000.002	7.200.000.002	7.200.000.002	
15	Spare sealing caps for quad distributor	ø 38 mm		7.310.000.021	7.310.000.021	7.310.000.021	7.310.000.021	7.310.000.021	
16		ø 50 mm		7.310.000.101	7.310.000.101	7.310.000.101	7.310.000.101	7.310.000.101	
17		Hygrostat HG 120		6.100.002.040	6.100.002.040	6.100.002.040	6.100.002.040	6.100.002.040	Air cleaning
		Thermohygrostat HG 125		6.100.002.042	6.100.002.042	6.100.002.042	6.100.002.042	6.100.002.042	
		Adapter transformer for HG 125		6.100.002.043	6.100.002.043	6.100.002.043	6.100.002.043	6.100.002.043	
Recommended air transport hoses *				TTR 200	TTR 300	TTR 400	TTR 400 D	TTR 500 D	
18	Dry air outlet			Tronect TF-L (L 6 m) 6.100.001.110	Tronect TF-L (L 6 m) 6.100.001.115	Tronect TF-L (L 6 m) 6.100.001.120	Tronect TF-L (L 6 m) 6.100.001.120	Tronect TF-L (L 6 m) 6.100.001.120	Disinfection and Odour neutralization
19	Dry air outlet with quad distributor ø 50 mm			–	Tronect PV-A 51 (L 15 m) 6.100.001.020	Tronect PV-A 51 (L 15 m) 6.100.001.020	Tronect PV-A 51 (L 15 m) 6.100.001.020	Tronect PV-A 51 (L 15 m) 6.100.001.020	
20	Dry air outlet with quad distributor reduced to ø 38 mm			–	Tronect PV-A 38 (L 15 m) 6.100.001.010	Tronect PV-A 38 (L 15 m) 6.100.001.010	Tronect PV-A 38 (L 15 m) 6.100.001.010	Tronect PV-A 38 (L 15 m) 6.100.001.010	
21	Humid air outlet			Tronect PV-A 51 (L 15 m) 6.100.001.020	Tronect PV-A 51 (L 15 m) 6.100.001.020	Tronect TF-L (L 6 m) 6.100.001.110	Tronect TF-L (L 6 m) 6.100.001.110	Tronect TF-L (L 6 m) 6.100.001.110	Accessories
22	Process air inlet (requires 2 or 4)			Tronect TF-L (L 6 m) 6.100.001.110	Tronect TF-L (L 6 m) 6.100.001.115	Tronect TF-L (L 6 m) 6.100.001.120	Tronect TF-L (L 6 m) 6.100.001.120	Tronect TF-L (L 6 m) 6.100.001.120	
23	Regeneration air inlet (requires 3 or 5)			–	–	–	Tronect TF-L (L 6 m) 6.100.001.110	Tronect TF-L (L 6 m) 6.100.001.110	

* The air transport hoses recommended as accessory and others, too, are described starting on catalogue page 176.

A FEW PRACTICAL BENEFITS:

Professional quality
"made in Germany" –
originally produced by Trotec

Corrosion-resistant stainless
steel housing

Space-saving and stackable



Desiccant dehumidifiers made of stainless steel from the TTR series



TTR 160

TTR 250

Noble, steel and good: Low-maintenance compact items with high dehumidification performance also in low-temperature ranges

These low-maintenance desiccant dehumidifiers are made of stainless steel and do not only guarantee high dehumidification values especially at low dew-points. Their housings are known for a high resistance to corrosion and good hygiene characteristics.

Therefore, these machines are perfectly suitable for operational environments where special hygienic standards apply or for extremely material-straining atmospheres.

This is why TTR stainless steel models are the perfect solution for numerous drying applications in the chemical, pharmaceutical, food and candy manufacturing industry. Furthermore, it can also be used

to prevent condensation and corrosion during painting and sandblasting works in ships' holds or tank facilities.

As a standard the dehumidifiers have an integrated heat recovery and a connecting socket with protective cap for external switchings (TTR 160 / 250) to which the optionally available hygrostat HG 120 TTR can be connected for moisture-dependent controlling.

The standard equipment includes also a self-regulating, electronic regeneration air heating consisting of thermistor elements (PTC) whose performance capacity depends on the air intake temperature and the regeneration air volume.

The advantage of this solution lies for one in an optimal performance matching and in the fact that overheating is not possible, making a safety thermostat superfluous.

All stainless steel desiccant dehumidifiers in the TTR series are developed and manufactured according to the highest of quality standards in Germany.



**Also suitable
for application in
ex-proof zones**

Ex protection: ATEX zone 22
(Ex II 3D Ex c T240 °C)



Whether it's a new model you are looking for or a reconditioned one, whether you are thinking of buying or leasing –

Trotec provides you the ideal solution for every demand: Visit the **Trotec Shop** to find out more about great deals on our new products, our super special offers and our wide selection of demonstration, reconditioned and specially-priced products. For more information go to www.trotec.com or directly use the QR Code.



External hygrostat HG 120 TTR with 4-pin DIN socket for connection to TTR 160 and TTR 250, available as accessory.

Article number 6.100.002.040

Model HP for use over long distances in combination with specially constructed hoses ...



TTR 250 HP

The TTR 250 HP is not only standard-equipped with a radial fan but also with an additional extra-powerful fan motor which allows an especially high compression.

This makes this air dehumidifier especially well-suited for applications where air has to be transported over long distances or several levels, for example ships' rooms, cellars or bunkers.

The standard ex factory configuration of the TTR 250 HP is designed for the transportation of moist air. The dryer can be set by the customer to a different configuration, should the need arise for high-pressure dry air to be conducted away instead of moist.

*** What does MID compliant mean?** The European Measuring Instruments Directive (MID) has replaced the existing rules of national approval and subsequent calibration in some areas. As a result, all power meters, which are used for energy consumption billing, must be MID compliant in the future.



Operation panel of the models TTR 160 and TTR 250 with standard ampere meter, operating hours counter and with a DIN socket with protective cap for external switchings.



Instead of the standard operating hours counter, a dual counter with additional MID-compliant * acquisition of the current consumption is available as an option.

Technical data		TTR 160	TTR 250	TTR 250 Ex	TTR 250 HP ³⁾
Article number		1.110.000.120	1.110.000.130	1.110.000.132	1.110.000.135
Dry air	Dehumidification ¹⁾ [kg/h]	0.5	1.1	1.1	1.0
	Range [m ³ /h]	60 - 160	130 - 300	130 - 200	130 - 220 (80 - 140) ³⁾
	Amount of air ²⁾ [m ³ /h]	155	250	180	200 (120) ³⁾
	Ext. Compression [Pa]	50	100	400	200 (2,500) ³⁾
Regeneration air	Amount of air [m ³ /h]	35	50	50	100 (50) ³⁾
	Ext. Compression [Pa]	25	100	100	5,500 (100) ³⁾
Principle of operation (for details see page 16)		TTR-Bisorp-Mono			
Operation range [°C / % RH]		-20 to +35 / 0 to 100			
Connection voltage [V / Hz]		230 / 50/60	230 / 50/60	230 / 50/60	230 / 50/60
Power input	Total [kW]	0.65	1.3	1.3	3.0 (2.1) ³⁾
	Heating [kW]	0.6	1.2	1.2	2.0 (1.1) ³⁾
Sound level (distance 1 m) [dB(A)]		56	57	57	62
Length [mm]		375	410	500	410
Width [mm]		300	350	350	350
Height [mm]		385	435	435	850
Weight [kg]		14	19	21	45
Connection dry air output ø [mm]		100	100	100	100 (50) ³⁾
Connection moist air output ø [mm]		63	80	80	50 (100) ³⁾
Filter mat (accessories consumable article)		TTR 160	TTR 250	TTR 250 Ex	TTR 250 HP
L x W x H [mm]		20 x 210 x 295	20 x 210 x 345	—	20 x 210 x 345
Article number		7.710.000.060	7.710.000.061	—	7.710.000.061
Recommended air transport hoses		TTR 160	TTR 250	TTR 250 Ex	TTR 250 HP
Dry air output		6.100.001.115 ⁴⁾	6.100.001.115 ⁴⁾	on request	6.100.001.115 ⁴⁾
Moist air output		6.100.001.105 ⁴⁾	6.100.001.110 ⁴⁾	on request	6.100.001.020 ⁵⁾

¹⁾ Nominal data at 20 °C / 60 % r.H.; ²⁾ nominal;

³⁾ The values in brackets comply with the alternative configuration for dry air transportation with high compression;

⁴⁾ Article number for air transport hose Tronect TF-L (length 6 m); ⁵⁾ Article number for air transport hose Tronect PV-A 51 (length 15 m); You can find the recommended as well as additional air transport hoses beginning on catalogue page 176 ...

Special Features		TTR 160	TTR 250	TTR 250 Ex	TTR 250 HP
Powder-coated steel sheet housing		—	—	—	—
Stainless steel housing		■	■	■	■
Fan		1 x	1 x	1 x	1 x
High-pressure fan		—	—	—	1 x
Air volume regulation	Monoventic	—	—	—	—
	Duoventic	—	—	—	—
Operating hours counter		■	■	■	■
Dual counter h/kWh (MID compliant*)		□	□	□	□
Hose adapter	Process air	—	—	—	—
	Regeneration air	—	—	—	—
Filter box	Process air	—	—	—	—
	Regeneration air	—	—	—	—
Ampere meter		■	■	■	■
DIN socket for external switchings		4-pin	4-pin	—	—
Hygrostat		□	□	—	—
Self-regulating PTC electric heating		■	■	■	■
Internal heat recycling process		■	■	■	■
Ex protection version		—	—	■	—
■ Standard equipment; □ Optional equipment; further versions upon request					

A FEW PRACTICAL BENEFITS:

Development, Design, Production:
100 % Trotec

Independent drying systems for
recirculation operation

High dehumidification performance
even at low temperatures

Robust, corrosion-protected
construction

Fully automatic operation

Professional hot gas automatic
defrosting

Can be used starting at -0.5 °C
(depending on the model)

Subsequently installable

High level of efficiency with simulta-
neously low energy consumption

Reduction of energy costs by means
of process heat-assisted air heating

Industrial Condenser Dryer of the DH Series

Professional drying systems for permanent stationary
operation in industrial and utility companies



***Trotec's best solution for a perfect
humidity control in the industrial sector***

**Strong drying performance, hardwearing exterior, long lifetime,
low operating costs – and can be geared up for every possible challenge...**

Industrial dryers of the DH series are professional dehumidification systems with high-quality and especially resistant components for a continuous dehumidification application in aggressive, industrial surroundings. Due to the fact that they are working based on the principle of condensation, DH devices not only feature a high dehumidification performance, but are also particularly economical.

Combined with their large operating range, the practice-oriented equipment options and the optional integration in existing production and storage surroundings, the industrial dryers of the DH series are the first choice in solving all sorts of high-capacity problems caused by humidity.

***Always going strong –
be it positioned on the floor or mounted to the wall***

In addition to the large pedestal devices DH 15, 30 and 60 can also be purchased as suspended models for wall mounting – professional industrial dryers “made in Germany” originally produced by Trotec.



Protection against moisture at its best

The condenser dryers of the DH series unite great variance with high economic efficiency in reliable dehumidification solutions for industrial demands.



The problem: *Excessive, unrestricted humidity levels*

Unless effectively controlled, humidity can lead to manifold problems for production processes, furniture and equipment, building structures or production machinery – even jeopardize the health of the persons present.

For not only rust, rot, material decomposition or a reduced quality in processing and storing goods can be the direct consequences of an excessively high humidity level; mould, too, thrives and prospers chiefly in humid surroundings.

Consequences of uncontrolled humidity are:

- Corrosion
- Condensate formation
- Decline in product quality
- Biocontamination of food and lubricants (cooling lubricants)
- Quality problems during the storage and dry keeping of hygroscopic material
- Increased maintenance effort on machines and buildings
- Faster damaging of the building structure
- Higher heating costs caused by reduced insulation values of the structural shell
- Reduced employee productivity
- Unwelcome odours



The solution: *Flexible equipment options or retrofitting with DH drying systems*

Be it as original equipment or to assist existing dehumidification systems, the industrial dryers of the DH series can be used either way without difficulty and are our best recommendation for the perfect humidity control in demanding, stationary continuous operation in commercial application environments.

Due to changed demands in terms of product quality, new manufacturing techniques and regulations or more complex logistic processes when storing and transporting, somewhat older existing installations quickly reach their limits under full load and therefore necessitate a moisture management adapted to current requirements.

With their autonomous recirculation operation and maintenance-friendly, robust design requiring only little floor space the stationary industrial dryers of the DH series can also be subsequently integrated into any working environment.

No further fresh air supply is required and they are placed directly in the rooms to be dehumidified or connected to existing ducted air systems. Many models already have a factory-provided wall installation preparation.

Besides the available basic designs and optional extras we can easily realize individual special equipment for your specific tasks. Please contact us for a personal consultation!



Your benefits: *The assets of our industrial dryers of the DH series*

- These corrosion-protected drying systems can be installed immediately without a great deal of technical effort or additional construction work – for use in hygienic areas they are also available as stainless steel version
- Very high dehumidification performance for quick and cost-efficient dry keeping in fully automatic hygrostat-controlled operation
- Compression refrigeration drying for maximum profitability in temperature surroundings from 5 to 40 °C owing to a high efficiency level and simultaneously low energy consumption



On the exhaust side the larger standing units of the DH series come with a rectangular duct connection for the simply integration in existing ventilation systems. There fan hoses can be optionally connected and upon request we can also realize individual special constructions such as ventilation shrouds.

Industrial dryers of the DH series for wall-mounted operation

Installing these dehumidifiers that are supplied prepared for wall mounting is as simple as their fully automatic operation for the permanent dry keeping of workspaces, storage facilities and productions halls. All three wall-mounted DH models are hygrostat-controlled and regulate the humidity to an ideal level at which corrosion, condensation and mould stand no chance.



DH 30 H version also with heating function

DH 60 H version also with heating function

The most compact DH version is a cost-effective solution for fully automatic humidity control in small and unheated business rooms by means of a hygrostat control. Owing to the characteristic design and the horizontally conducted recirculation air flow the ready-for-use DH 15 is particularly well suited for the assembly above doors.

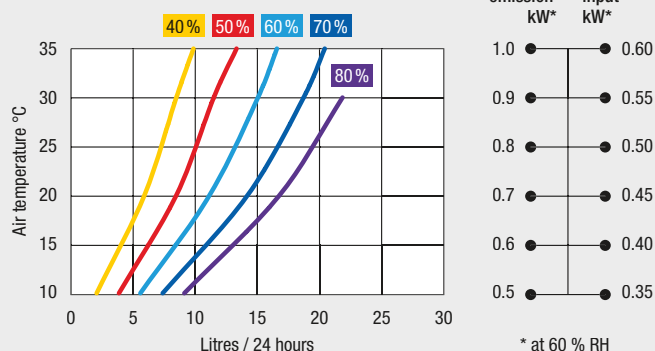
Evaporator and condenser of the extremely hardwearing DH 30 have a separate CDC coating. Therefore, the device comes optimally prepared for use in unfavourable surrounding conditions with particularly reactive air mixtures. Moreover, this model accommodates an equally powerful and silent radial fan – perfect for the dehumidification of staff or production rooms.

Thanks to the additional CDC coating of evaporator and condenser even especially reactive air mixtures cannot harm the DH 60 in any way. For this reason, the powerful DH model can withstand even the harshest of surrounding conditions and with its especially powerful, yet silent radial fan it keeps even larger rooms reliably dry.

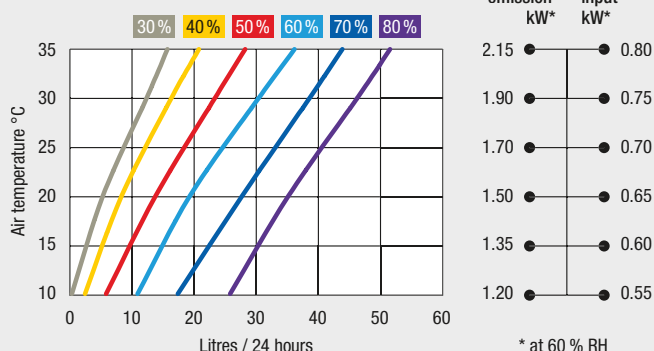
- Professional quality “made in Germany” – originally produced by Trotec
- High dehumidification performance even at low temperatures
- Corrosion-protected design
- Fully automatic operation
- Professional hot gas automatic defrosting
- Powerful air circulating radial fan (DH 30 and DH 60)
- Operating elements protected against unauthorized access
- Optionally available with condensate pump



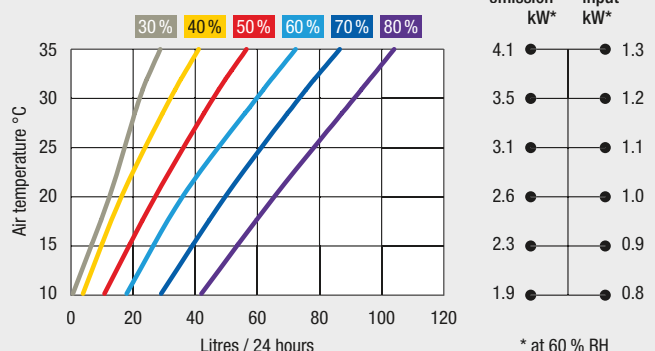
Dehumidification performance DH 15



Dehumidification performance DH 30 / DH 30 H



Dehumidification performance DH 60 / DH 60 H



Industrial dryers of the DH series for stationary operation

The industrial dryers DH 160 and DH 310 that can also be supplied in a stainless steel housing are equally characterized by a high dehumidification capacity, reliable continuous operation properties and practice-oriented equipment options. Designed for the operation whilst positioned on the floor, the devices – given on-site preparation – can also easily be used when mounted to the wall or ceiling. Also they can be connected to existing ducted air systems.



The standing models DH 160 and DH 310 come with a smoothly running scroll compressor for constant, pulsation-free pressure to ensure an energy-efficient refrigeration. Combined with the self-regulating EC radial fan these robust industrial dryers allow for a constantly high dehumidification performance during continuous operation even at low temperatures.

- **Development, Design, Production: 100 % Trotec**
- **High dehumidification performance even at low temperatures**
- **Corrosion-protected design**
- **Fully automatic operation**
- **Professional hot gas automatic defrosting**
- **Optionally usable from -0.5 °C**
- **Steplessly self-regulating EC double-flow radial fan**
- **Integrated condensate pump**



Ideal solutions for any application environment

Due to the galvanized, powder-coated steel construction even the standard version of DH 160 and DH 310 is highly resistant to corrosion and environmental influences. Furthermore, they can be adjusted for especially sensitive operating environments:

- **Stainless steel version**
Ideal for the application in hygiene-sensitive areas.
- **Heat exchanger with CDC coating**
Cathodic dip coating (CDC) resistant to solvents and corrosion as well as to acids and alkalis.



Simply switch over to permanent dehumidification

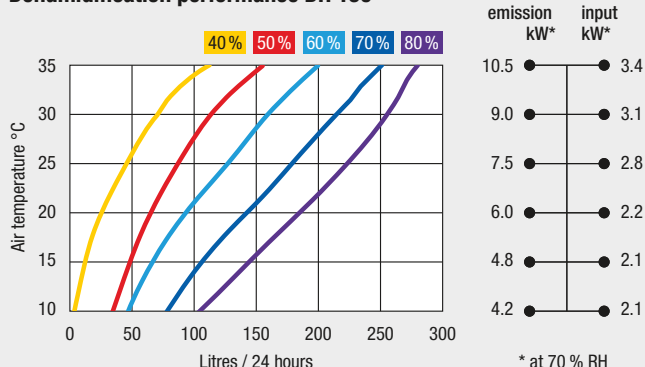
When put into operation via the central control panel the compression refrigeration systems enable a reliable, hygrostat-controlled continuous operation for permanent dry keeping with a long service life.

The hot gas automatic defrosting based on the bypass procedure guarantees extremely brief defrost phases even in cold surroundings.

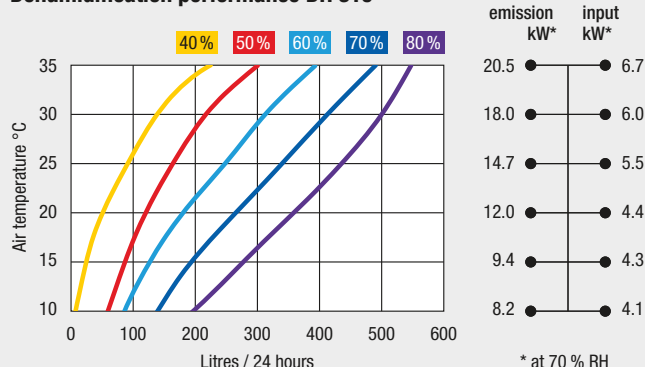


The integrated MID-compliant energy consumption meter comes equipped with and additional service menu providing information for maintenance.

Dehumidification performance DH 160




Dehumidification performance DH 310



← Stationary condenser dryers – further information...

In top form – manufactured in Germany

With the models DH 15, DH 30 and DH 60 you also benefit from professional drying devices originally produced by Trotec – quality “made in Germany” in an exclusive Trotec design.



Ex works DH 15, DH 30 and DH 60 come prepared for wall mounting and the DH 15 is optionally also available for rear panel installation.

Technical data		DH 15	DH 30	DH 30 H	DH 60	DH 60 H
Article number		1.125.000.111	1.125.000.116	1.125.000.117	1.125.000.121	1.125.000.123
Dehumidification performance		see performance charts on page 24				
Heating capacity [kW]		–	–	2.8	–	2.8
Voltage [V/Hz]		220-240/50	220-240/50	220-240/50	220-240/50	220-240/50
Nominal current consumption [A]		3.7	4.2	4.4 + 12.2	7.5	7.5 + 12.2
Starting current [A]		18	15.8	15.8	30	30
Fuse [A]		10	16	2 x 16	16	2 x 16
Electrical connection (plug)		CEE 7/7	CEE 7/7	Clamp	CEE 7/7	Clamp
Power input [kW]		0.66	0.92	0.98 + 2.8	1.52	1.73 + 2.8
Heat emission ¹ [kW]		0.9	1.9		3.5	
Coefficient of performance (COP) ¹		1.6	2.5		2.9	
Refrigerant ³	Type	R-407C		R-407C		R-407C
	Amount [g]	480		500		800
GWP factor ³		1,774		1,774		1,774
CO ₂ -equivalent ³ [t]		0.85		0.89		1.42
Air volume freely blowing [m ³ /h]		225		635		1,165
Sound level (distance 3 m) [dB(A)]		49		52		54
Operating range temperature [°C]		5 to 40		5 to 40		5 to 40
Operation range max. RH [%]		90		90		90
Length [mm]		365		255		255
Width [mm]		840		790		1,253
Height [mm]		330		651		651
Weight [kg]		37		47		70
Condensate discharge connection [mm]		10		10		10



Standard equipment and options		DH 15	DH 30	DH 30 H	DH 60	DH 60 H
Compressor		reciprocating piston	reciprocating piston	reciprocating piston	reciprocating piston	reciprocating piston
Fan		AC axial fan	EC radial fan	EC radial fan	AC radial fan	AC radial fan
Automatic hot gas defrosting		■	■	■	■	■
Integrated hygrostat / thermostat		■ / –	■ / –	■ / ■	■ / –	■ / ■
Heat exchanger with CDC coating		–	■	■	■	■
Condensate pump ⁵		pump height 10 m, Art. no. 6.100.000.015	pump height 10 m, Art. no. 6.100.000.020		pump height 15 m, Art. no. 6.100.000.025	

Design option	DH 15	DH 30	DH 30 H	DH 60	DH 60 H
Kit for rear panel installation	on request	–	–	–	–

■ Standard equipment

□ Optional equipment

¹ at 30 °C and 75 % RH

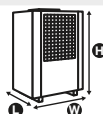
² at 30 °C and 70 % RH

³ Functionally, this device contains a hermetic system with fluorinated greenhouse gas as a refrigerant in the specified specifications and with a greenhouse gas potential corresponding to the indicated GWP factor.

⁴ **What does MID compliant mean?** The European Measuring Instruments Directive (MID) has replaced the existing rules of national approval and subsequent calibration in some areas. As a result, all power meters, which are used for energy consumption billing, must be MID compliant in the future.

⁵ Equipment options to be stated at the time of order, not subsequently installable

⁶ With hose adapter as accessory


Technical data		DH 160	DH 310
Article number		1.125.000.161	1.125.000.175
Dehumidification performance		see performance charts on page 25	
Voltage [V / Hz]		400 / 50	400 / 50
Nominal current consumption [A]		9.5	11
Starting current [A]		50	75
Fuse [A]		16	25
Electrical connection (plug)		CEE 16 A	CEE 32 A
Power input [kW]		3.5	6.9
Heat emission ¹ [kW]		9	18
Coefficient of performance (COP) ¹		2.9	3
Refrigerant ³	Type	R-407C	R-407C
	Amount [g]	2,250	3,200
GWP factor ³		1,774	1,774
CO ₂ -equivalent ³ [t]		3.99	5.68
Air volume freely blowing [m ³ /h]		2,200	4,600
Sound level (distance 3 m) [dB(A)]		59	60
Operating range temperature [°C]		1.5 to 42	1.5 to 42
Operation range max. RH [%]		95	95
	Length [mm]	560	690
	Width [mm]	700	1,080
	Height [mm]	1,355	1,715
	Weight [kg]	150	260
Condensate discharge connection [mm]		16	16
Dry air outlet connection ø [mm]		rectangular duct connection (optional 1 x ø 410 mm) ⁶	rectangular duct connection (optional x ø 510 mm) ⁶

Standard equipment and options	DH 160	DH 310
Compressor	scroll compressor	scroll compressor
Fan	EC double-flow radial fan	EC double-flow radial fan
Automatic hot gas defrosting	■	■
Integrated hygrostat	■	■
Condensate pump	■	■
Energy consumption meter, MID-compliant ⁴	■	■
DIN socket for external switchings	4-pin	4-pin
Potential-free contact for remote switching	■	■
Enhanced temperature range ⁵ for an operating range between -0.5 °C and 42 °C	Art. no. 1.125.000.164	Art. no. 1.125.000.178
Electric reheater ⁵ for heating the dry air additionally	□	□
Static pressure increase ⁵ (200 Pa)	Art. no. 1.125.000.163	Art. no. 1.125.000.177
Heat exchanger with CDC coating ⁴	□	□

Design option	DH 160	DH 310
Stainless steel AISI 316	Art. no. 1.125.000.162	Art. no. 1.125.000.176
Wheeled transport frame	Art. no. 6.100.003.120	—

Available accessories (detailed description on the right)		
External hygrostat HG 120	Art. no. 6.100.002.040	Art. no. 6.100.002.040
Hose adapter for outlet duct	Art. no. 7.299.000.008	Art. no. 7.299.000.021
Air filter (consumables)	Art. no. 7.710.000.397	Art. no. 7.710.000.398

Available accessories

External hygrostat HG 120

With 4-pin plug and 2 m connecting cable for the humidity-dependent two-point control of the devices.



Art. no.
6.100.002.040

Hose adapter

For the attachment to the rectangular duct connection of the dry air outlet.

Adapter for DH 160 ø 410 mm
Art. no. 7.299.000.008

Adapter for DH 310 ø 510 mm
Art. no. 7.299.000.021



Air transport hose Tronect SP-T

Length: 7.6 m;
for a specifically directed admission of dry air via hose adapter.



For DH 160 ø 425 mm
Art. no. 6.100.001.212

For DH 310 ø 525 mm
Art. no. 6.100.001.216

These and other air transport hoses are described starting on catalogue page 176 ...



The DH 160 is optionally available as a transportable mobile version with a wheel-equipped transport frame.

A FEW PRACTICAL BENEFITS:

Reliable dryers with high dehumidification capacity

Particularly economical solution for typical dry keeping in production facilities and storerooms

Pressure gauge indicators* for a maintenance-friendly early detection of faults

Modular refinement of electrical equipment and components containing water according to European standard – handmade in Germany

DH 25 S / DH 65 S with aluminum tube evaporator for an effective dehumidification performance also, when the humidity in the room is low

Excellent value for money

**Exclusively
at Trotec!**

Industrial condenser dryers of the DH-S series

Because the simplest solutions are often the best.



The DH-S standard series allows you the cost-effective protection of stored goods, production facilities, building structure and inventory against moisture damage ...

DH-S condenser dryers successfully combine global procurement management with local production refinement at the production location Germany. That is how they provide two decided advantages in one device:

The attractive value for money of an international standard solution for many traditional dry keeping applications and modular refinement of electrical systems and components containing water

according to European standard – all manually finished and quality-controlled at Trotec in Germany.

So with Trotec condenser dryers of the DH-S series you can benefit from reliable standard solutions for cost-effective dehumidification whenever you need it for protection against corrosion and condensation in production and storage areas for industry, logistics or supply.



Control panel DH 25 S, DH 65 S



Control panel DH 95 S, DH 105 S, DH 115 S



Control elements DH 145 SH



With DH-S condenser dryers you have humidity under complete control – easily.

The efficient humidity control allows the economical prevention of condensation, mould and corrosion damage, increased reliability of electrical systems, optimised process conditions for manufacture and production as well as stable climate conditions in storerooms and archives.

Not to forget about the fact that drier air can be heated more easily resulting in reduced heating costs.

With all condenser dryers of the DH-S series, humidity control can be humidity-dependent by means of target value specification at the internal hygrostat or humidity-independent in continuous operation. For flexible use at different locations, DH-S devices are provided with stable swivel casters* and a residual water draining function*.

The integrated hot gas automatic defrosting ensures efficient dry keeping without breaks for defrosting at certain intervals in which dehumidification pauses.

Condensate can be drained through the external outlet across stories because the standard condensate pump* is designed for a pump head of four metres.



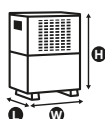
In the bigger products the pressure and the suction side of refrigerant pressure is measured separately for each compressor and is shown on an easy to read manometer*. Thanks to that all potential disorders detected early and the maintenance intervals may be planned earlier.

Thanks to their sturdy frame construction the condenser dryer of the DH-S series are distinguished by their high casing stability.

* Depending on the model, for more details see technical data



Technical data		DH 25 S	DH 65 S	DH 95 S	DH 105 S	DH 115 S	DH 145 SH
Article number		1.125.000.204	1.125.000.207	1.125.000.210	1.125.000.216	1.125.000.221	1.125.000.224
Dehumidification performance / 24 h [litres]	at 30 °C / 80 % RH	40	80	130	175	245	485
	at 20 °C / 60 % RH	16	30	35	70	97	193
Suitable for keeping dry rooms up to [m³]		600	1,200	1,600	2,500	3,200	4,500
Air volume [m³/h]		450	1,100	1,100	1,700	2,150	4,300
Hygrostat	electronic	■	■	■	■	■	—
	analog	—	—	—	—	—	■
Operation range [°C]		1 to 35	1 to 35	5 to 32	5 to 32	5 to 35	5 to 32
Input voltage [V/Hz]		230 / 50	230 / 50	230 / 50	380 / 50	380 / 50	400 / 50
Max. power input [kW]		0.7	1.48	2.77	3.0	4.9	9.8
Nominal capacity [kW]		0.57	1.05	1.7	3.3	4.2	9.4
Nominal current (Protection) [A]		3.1 (16)	7.6 (16)	13.2 (16)	5.2 (16)	8.5 (25)	16.6 (32)
Refrigerant ¹ Type / Amount [g]		R-290 / 152	R-1234yf / 750	R-410A / 1,350	R-410A / 1,400	R-410A / 1,730	R-407C / 3,200
GWP factor ¹ / CO ₂ equivalent ¹ [t]		3 / 0.000456	4 / 0.003	2,088 / 2.82	2,088 / 2.92	2,088 / 3.61	1,774 / 5.68
Refrigerant pressure		—	—	■	■	■	■
Integrated condensate pump		—	—	■	■	■	■
Residual water emptying function		—	—	■	■	■	■
Tube evaporator / Fin evaporator		■ / —	■ / —	— / ■	— / ■	— / ■	— / ■
Sound level (Distance 3 m) [dB(A)]		51	56	53	56	56	56
Mobility [wheels / forklift truck]		■ / —	■ / ■	□ / ■	□ / ■	□ / ■	□ / ■
Length [mm]		580	662	465	470	470	460
Width [mm]		350	510	600	615	775	1,195
Height [mm]		455	525	910	1,635	1,635	1,730
Weight [kg]		32	53	65	124	150	235



■ Standard equipment □ Equipment options to be stated at the time of order

¹ Functionally, this device contains a hermetic system with fluorinated greenhouse gas as a refrigerant in the specified specifications and with a greenhouse gas potential corresponding to the indicated GWP factor.

A FEW PRACTICAL BENEFITS:

Unique in the world: Active climate management with a 4-in-1 protective function fighting moisture, odour, air pollutants and dust

Professional quality
"made in Germany" –
originally produced by Trotec

Especially designed to preserve the value of precious exhibits, objects and movables.

Ideal dehumidification performance even at low temperatures of about 5 °C

Two-component filter for dust and soot – especially for the application in garages

Air filters for dust and cleaning the air from pollen and allergens

High-quality industrial ionizer for an efficient odour elimination

Corrosion-protected design

Hygrostat-controlled automatic operation

Effective hot gas automatic defrost system

Integrated condensate pump

At request also available in every variation of material and colour

DH dehumidifiers VPR+

Intelligent climate managers for the all-round protection of your valuables – ThinC!



DH 15 VPR+,
faceplate of brushed stainless steel



DH 30 VPR+,
faceplate of brushed stainless steel

Capacity calculation

Suitability for room volumes (max.)

min. Ø temp. winter*	DH 15 VPR+	DH 30 VPR+	DH 60 VPR+
> 19 °C	160 m³	320 m³	650 m³
16 - 19 °C	120 m³	270 m³	550 m³
12 - 15 °C	80 m³	200 m³	400 m³
8 - 11 °C	50 m³	120 m³	250 m³
4 - 7 °C	–	80 m³	150 m³

* When used in garages:
Average daily period of opening the garage door: max. 15 minutes

With the latest DH-VPR generation Trotec developed a series of climate managers that leaves nothing to be desired both in terms of technology and aesthetics. More multifunctionality and individual designs – et voilà: a DH-VPR+ with intelligent ThinC! climate technology.

This solution is unique in the world:
Active climate management with a 4-in-1 protective function fighting moisture, odour, air pollutants and dust.

Conservation rather than loss of value

The ThinC! climate management guarantees consistency. In favour of values and valuables. Because every material comes with special properties and every room with different conditions. Our climate managers guarantee a constant room climate in all circumstances. And so efficiently maintain various articles of value in their top condition.

What laid the foundation for the innovative ThinC! climate managers were the DH dehumidifiers from our HighPerformance product range – ensuring a reliable protection against moisture even in unheated rooms and at low temperatures of about 5°C. They were expanded with effective air purification modules and filters complying with industrial standards.

This turns every room into a climate vault: the air conditioned and cleaned from irritants, the dust formation significantly reduced and annoying smells eliminated.

Even so, all ThinC! models are characterized by simple handling, intelligent humidity regulation and odour neutralisation. Room air to suit your individual needs, achieved fully automatically via hygrostat and intensity controller. Dust-free, soot-free, hygienic and energy-efficient – always at the right level.

With ThinC! design becomes a mission. The colour and material of the faceplates can optionally be selected variably to suit a special style or your personal preferences.

Perfect room climate at its best.
For everything of value.



Whether it's a new model you are looking for or a reconditioned one, whether you are thinking of buying or leasing – Trotec provides you the ideal solution for every demand: Visit the Trotec Shop to find out more about great deals on our new products, our super special offers and our wide selection of demonstration, reconditioned and specially-priced products. For more information go to www.trotec.com or directly use the QR Code.

A perfect room climate is a fine art

With DH-VPR+ you can protect your valuables



Masterpieces

They hang on the wall and please the owner. Works of art. Paintings. VPR+ helps to preserve these unique objects of value. To avoid that the paintings have to be cleaned extensively over and over again, to prevent frames from warping and colours from fading. After all, alternating humidity values cause the materials to expand and shrink and promote craquelure.

DH-VPR+ preserves art and value ranging from van Gogh to Picasso.



First editions

For the fervent reader and collector of books every page is precious. The climate concept for bibliophiles adjusts the room air to the required storage conditions for paper and filters out corrosive pollutants. Cracks, material tensions, ink corrosion, mould and musty smells can be avoided this way. And the precious contents are retained.

DH-VPR+ preserves paper, knowledge and valuables.



Rare wines

Premium wines are characterized by their bouquet and value. In order to maintain its quality, the wine requires an ideal climate management. Ideal, that means a constant humidity of 75 to 80 %. The DH-VPR+ prevents corks from drying out, oxygen from pressing into the bottles, mould from spreading on the bottles' labels and odours from affecting the bouquet.

DH-VPR+ supports the storage of grand crus.



Antiques

Old furniture and valuable instruments create a homey atmosphere. Wood interacts with excessive humidity levels and needs consistency. Shrinkage cracks, swelling veneer, discolouration and decomposition might be a consequence of problematic room air. Antique furniture is beautiful. But it should not reek of the stench imbibed over the past centuries.

DH-VPR+ protects the values of the past for the future.

Protective climate for collectors' garages

Conservation instead of restoration



Cold surroundings, soot and oil in the air, a fluctuating humidity level, unpleasant odours, mould potential, the risk of decomposition for materials of value.

In all these conditions the ThinC! climate managers guarantee a perfect garage climate.

What takes action within is not only a high-class industrial dehumidifier defrosted by use of hot gas for operating environments from 5 °C, but also a powerful NTP air purification unit.

So, on the one hand the humidity is maintained at an ideal level in order to reliably protect against corrosion, mould, porosity and decomposition.



ThinC! climate management – complete protection against all hazards lurking in a garage:

- **Rust**
A constantly maintained ideal humidity level reliably prevents corrosion damage.
- **Dust**
The ThinC! technology effectively reduces the formation of dust.
- **Soot**
An integrated special filter reduces deposits and residues difficult to remove.
- **Bacteria**
Bacteria are harmful to health. But they also damage valuable collectibles. The principle of oxidative air purification ensures a room climate uncondusive to decomposition.
- **Mould**
Owing to an active room air management room and inventory stand no chance of going mouldy.

At the same time, the high-quality industrial ionizer creates an agreeably non-irritating environment, free from air-borne odours, pollutants and microorganisms that are corrosive to the material. The processes of air cleaning and dehumidifying may be performed independently.

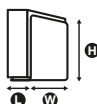
In combination with the special two-component filter for dust and soot the dehumidifier DH VPR+ becomes a perfect climate manager and an active protector of values and valuables in collector garages.



Standard version faceplates



Technical data		DH 15 VPR+	DH 30 VPR+	DH 60 VPR+
Article number		1.125.000.410	1.125.000.415	1.125.000.420
Dehumidification performance		see performance chart	see performance chart	see performance chart
Voltage [V]		230	230	230
Current [A]		3.8	4.4	7.5
Starting current [A]		18	15.8	30
Fusing [A]		10	16	16
Electrical connection (plug)		CEE 7/7, length 3.5 m	CEE 7/7, length 3.5 m	CEE 7/7, length 3.5 m
Power input [kW]		0.43	0.75	1.2
Heat emission ¹ [kW]		0.9	1.9	3.5
Refrigerant* Type / Amount [g]		R-407C / 340	R-407C / 500	R-407C / 800
GWP factor* / CO ₂ equivalent* [t]		1,774 / 0.60	1,774 / 0.89	1,774 / 1.42
Air volume freely blowing [m ³ /h]	Step 1	250	502	745
	Step 2	–	745	1,065
Sound level (distance 3 m) [dB(A)]		50	52	54
Operating range temperature [°C]		5 to 40	5 to 40	5 to 40
Operation range max. RH [%]		90	90	90
Length [mm]		395	280	280
Width [mm]		829	787	1,255
Height [mm]		339	690	690
Weight [kg] ²		47	57	90
Pump height condensate pump [m]		10	10	15
Hot gas automatic defrosting		■	■	■
Integrated hygrostat		■	■	■
Integrated NTP air purification unit		■	■	■
Condensate discharge connection [Ø outside mm]		8	8	8
Standard faceplate		Steel, white, powder-coated (RAL 9010)		



Consumable accessories		DH 15 VPR+	DH 30 VPR+	DH 60 VPR+
Combination filter dust/soot (pack of 5)		Art. no. 7.710.000.921	Art. no. 7.710.000.926	Art. no. 7.710.000.929
Standard air filter		Art. no. 7.710.000.920	Art. no. 7.710.000.925	Art. no. 7.710.000.930
Acoustic decoupling set		Art. no. 6.100.003.090	–	–

Optionally available equipment		DH 15 VPR+	DH 30 VPR+	DH 60 VPR+
Special designs faceplate	stainless steel, brushed	Art. no. 1.125.000.411	Art. no. 1.125.000.416	Art. no. 1.125.000.421
	special colour	finish in the colour of your choice available upon request		
	carbon	Art. no. 1.125.000.413	Art. no. 1.125.000.418	Art. no. 1.125.000.423
	individual	e.g. gold-plated faceplate and much else available upon request		

■ Standard equipment

¹ at 30 °C and 75 % RH

² weight incl. standard faceplate

* Functionally, this device contains a hermetic system with fluorinated greenhouse gas as a refrigerant in the specified specifications and with a greenhouse gas potential corresponding to the indicated GWP factor.





Faceplates
Brushed stainless steel
design



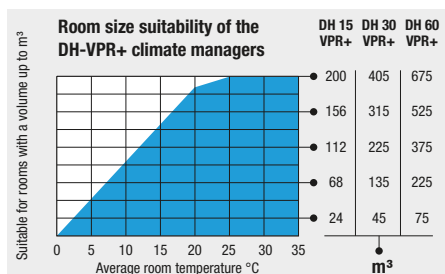
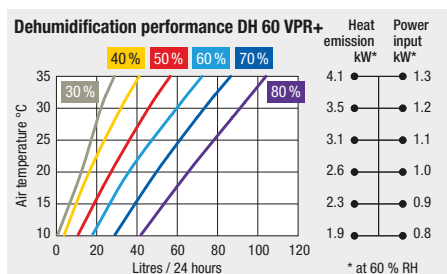
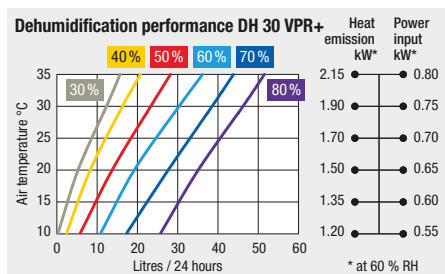
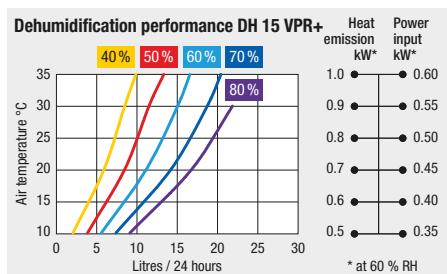
Faceplates
Carbon design



Faceplates
Special colour design



Faceplates
Individual design,
for example gold-plated



With VPR+ every room becomes a climate vault – and design becomes a mission

Whether a garage, wine cellar, museum or library, with VPR+ every room becomes a climate vault, for VPR+ conditions the air in four ways: the air is dehumidified and cleaned from irritants, while at the same time the dust formation is reduced and annoying smells are eliminated if required. Entirely individual, depending on your preferences.

With VPR+ design becomes a mission. In addition to the standard design, the faceplates can be supplied in almost every combination of colour and material upon request as shown on the left.

Special colour examples:



Other colours are available upon request.

Easy handling

Chiefly developed for the operation of climate managers in garages with sooty surroundings, a special two-component combination filter for an efficient filtration of dust and soot is also available.

When applied outside garages, the standard filter may be used for air purification.



The devices' filter compartment is easily accessible and equipped with user-friendly spring locks so that the filter can be exchanged quickly and without the need for tools. The hygrostat and ionizer can also be accessed conveniently via this compartment.



A FEW PRACTICAL BENEFITS:

Development, design, production:
100 % Trotec

High dehumidification capacity –
optimized for low temperatures of less
than 15 °C during construction drying

Powerful rotation compressor

Professional automatic hot gas defrost
system based on bypass procedure

Innovative central chassis, easy to re-
move for fast cleaning and inspections

Particularly maintenance-friendly:
Plug-in electronics modules,
easy to replace without tools

Stackable to save space

Robust and highly mobile with large
wheels – transportable both in vertical
and horizontal position

Connection for external hygrostat

Adjustable push handle

ADDITIONAL BENEFITS TTK 900 MP:

VarioDry technology – unique in the
world: The optimal setup for maximum
drying performance in any operating
environment

Two-point hot gas defrosting for ex-
tremely shortened defrosting times
and thus considerably longer drying
cycles

Construction dryers of the TTK professional series

Professional TTK type construction dryer –
synonym for pioneering drying technology,
proven for decades



100 % construction dryer: the name says it all

It's not just a name that turns a
commercial dehumidifier into a
true construction dryer. The name
is an obligation: the device must
be able to dry large amounts of air
in continuous operation, on the
construction site, in cool environments.

This is why the construction dryers
TTK 500 and TTK 900 MP have
been consistently designed for a
long lifetime and an extremely
high dehumidification perfor-
mance at low temperatures.

The air flow rate of both devices is
optimally adapted to the dehumidi-
fication requirements of construc-
tion drying. On top of that, both de-
vices are characterized by the
lowest energy factor per litre in
their class!

Trotec's standard for professional construction dryers

Durability, robustness, reliability, high dehumidi-
fication performance and value retention, these
characteristics define the coordinate system of
an outstanding construction dryer – and our
current TTK pro series follows this concept
more uncompromisingly than ever before!

**The construction dryers TTK 500 and
TTK 900 MP have everything a pro's heart de-
sires – and nothing you don't really need!**

No superfluous "bells and whistles" to increase
costs, reduce reliability or complicate mainte-
nance or cleaning. Instead we focus on the essen-

tials: robust technology that is equally character-
ized by high reliability, mobility and dehumidifica-
tion capacity, especially in cool environments.

No plastics, but an almost indestructible steel
sheet construction for tough everyday use with
optimum handling characteristics and an innova-
tive central chassis for easy disassembly – and
with plug-in electronics modules that can easily
be replaced on site.

**All contributing to maximum operating
times and minimized service times!**

Refrigerant R-454C – less GWP, more efficiency and safety



The non-toxic R-454C is ideally suited for the hermetically sealed refrigeration sys-
tems of the TTK construction dryers, is only flammable with high ignition energy
and is not only characterized by a high COP (coefficient of performance), but also by
a very low GWP (global warming potential) of less than 150 and an ODP (ozone de-
pletion potential) of 0. This means that R-454C contributes at least 10 times less to the
greenhouse effect than commonly used refrigerants.



Whether it's a new model you are looking for or a reconditioned one, whether you are thinking of buying or leasing –
Trotec provides you the ideal solution for every demand: Visit the Trotec Shop to find out more about great deals on our new products, our super special offers
and our wide selection of demonstration, reconditioned and specially-priced products. For more information go to www.trotec.com or directly use the QR Code.

Construction dryer TTK 500

Powerful even at low temperatures –
high-performance professional condenser dryer in robust carriage design



The TTK 500 has been consistently designed to provide maximum mobility for ever-changing sites of operation and to withstand rough working conditions. This is why this construction dryer features not only a carriage with adjustable push handle, but also large wheels with non-marking rubber tyres – all combined in a robust metal housing.

Universal construction dryer – newly defined

For storage or transport, the design of the TTK 500 allows the devices to be positioned closely together, so that many construction dryers can be transported to the site of operation with only one trip. In the warehouse, up to three devices can be stacked on top of one another, thus requiring even less floor space.

Effective process for high dehumidification performance of up to max. 70 l/h

For an effective dehumidification, the TTK 500 comes equipped with a powerful automatic hot gas defrost system based on the bypass procedure. This system only requires very short defrost phases, which increases the performance level and makes the device ide-



The push handle of the TTK 500 can be locked in the horizontal or vertical position as required. This feature guarantees an ideal transport position at all times, for example for transport over larger distances or in staircases.



ally suited for an effective dehumidification in low-temperature surroundings such as unheated rooms.

The combination of a high dehumidification performance together with a minimized energy demand and a great mobility with a low floor space requirement makes the TTK 500 the ideal dehumidification solution even at low temperatures – for continuous operations also optionally available with a hygrostat and condensate pump.




Innovative central chassis – low-maintenance modular design

The TTK 500 has an innovative central chassis from which the robust metal housing can be quickly and easily removed. Ideal for service, maintenance and cleaning tasks.

And the entire electronic equipment is not only specially enclosed and thus reliably protected against harmful deposits – it is also designed in a modular fashion and all individual electronics modules are provided with maintenance-friendly plug connections. The replacement of individual modules is therefore quick and easy, even on site: unplug, replace module, plug back in – done.

Maintenance-related periods of non-use can thus be reduced to a minimum.



Also available as stainless steel version TTK 500 ES



For dehumidification or permanent dry keeping applications in areas with special hygienic requirements or particularly reactive air environments the TTK 500 is also available as stainless steel version TTK 500 ES.

The stainless steel material features a very high corrosion resistance, is easy to clean and particularly resistant to various chemical solutions.

Just like the basic model, the TTK 500 ES, too, can optionally be equipped with an MID-compliant dual counter and controlled via an external hygrostat if required.



Trotec

Dehumidification

Humidification

Heating

Ventilation

Air conditioning

Air cleaning

Disinfection and
Odour neutralization

Accessories



Construction dryer TTK 900 MP

Easy to transport, hard to beat –
but ultimate condenser dryer for professional drying applications

Owing to a perfect combination of an especially powerful and efficient rotation compressor, an utterly robust high-pressure radial fan as well as high-quality electronic and mechanical components, the TTK 900 MP can impress with an excellent dehumidification capacity, especially at low ambient temperatures.

Powerful air-circulating radial fan with dry air outlet on both sides

In order to quickly distribute the dry, dehumidified air in the entire room, the TTK 900 MP is fitted with a dry air outlet on both sides. This way, the dry air is blown out at a high volume by the high-pressure radial fan via two air out-

let sides without dynamic pressure and can flow evenly through the room – an enormous practical advantage for the fast drying of large rooms!



At the same time, the TTK 900 MP has been consistently designed to provide maximum mobility for ever-changing sites of operation and to withstand rough working conditions. This is why the TTK 900 MP features not only a carriage with ad-



justable push handle, but also large wheels with non-marking rubber tyres – all combined in a robust metal housing.

For an effective dehumidification, the TTK 900 MP comes equipped with a powerful automatic hot gas defrost system based on the bypass procedure. This system only requires very short defrost phases, which increases the performance level and makes the device ideally suited for an effective dehumidification in low-temperature surroundings such as unheated rooms.




The push handle of the TTK 900 MP can be locked in the horizontal or vertical position as required. This feature guarantees an ideal transport position at all times, for example for transport over larger distances or in staircases.

TTK 900 MP with VarioDry technology – unique in the world!

The unique combination of an innovative heat exchanger design with optimised evaporator circuit and highly efficient EC radial fan makes it possible:

The TTK 900 MP can be easily adjusted to the desired operating environment and obtains the optimum setup for the respective type of application by means of just one switch setting. Both high relative humidity levels and lower temperatures (e.g. when drying new buildings) or lower relative humidity levels in warmer environments for water damage restorations are perfectly suitable for the device.



Simply select the construction drying or water damage restoration mode via the VarioDry function switch, and the TTK 900 MP automatically adjusts its device setup to the maximum drying performance in this operating mode!

Benefit now from 20 % more efficiency than before



The TTK 900 MP impresses with 10 % more performance at 10 % less energy consumption compared to the predecessor model TTK 800. Thus, it can boast the best energy coefficient in its class as a result of an elaborately balanced energy management system! In plain words: **No other dryer in this area achieves a higher kW output in litres than the TTK 900 MP – across all fields of application, water damage restoration and drying new buildings.**

Innovative central chassis – low-maintenance modular design

The TTK 900 MP has an innovative central chassis from which the robust metal housing can be quickly and easily removed. Ideal for service, maintenance and cleaning tasks.

And the entire electronic equipment is not only specially enclosed and thus reliably protected against harmful deposits – it is also designed in a modular fashion and all individual electronics modules are provided with maintenance-friendly plug connections. The replacement of individual modules is therefore quick and easy, even on site: unplug, replace module, plug back in – done.

Maintenance-related periods of non-use can thus be reduced to a minimum.



Practical tip for quicker construction drying



You can halve drying time by combining fans and construction dryers:

Each dryer is supplemented with a fan, which has a significant influence on the drying performance and therefore also the duration of the drying process.

The increased air circulation causes a quicker evaporation, for the higher the flow rate at the material surface, the sooner will the drying process be completed.

Combinable axial fans can be found starting on page 96 ...



You need even more mobile construction drying power?

If so, we recommend the version of the DH 160 with a wheeled transport frame.

Whilst featuring an otherwise identical design this industrial dryer is additionally equipped with a wheeled frame construction permitting quick site changes. The mobile model is optionally also available as stainless steel version.

More information about the industrial condenser dryer DH 160 can be found starting on catalogue page 22 ...

Power consumption billing?



For commercial billing the electricity consumption must be determined by means of an MID meter. Device without an MID meter? Then the socket outlet meter BX50 MID provides the optimum solution – further information can be found on page 167 ...

Technical data		TTK 500	TTK 900 MP
Article number		1.120.000.410	1.120.000.802
Dehumidification performance / 24 h [litres]	At 20 °C / 60 % RH	30	49
	At 30 °C / 80 % RH	64	96
	Max.	76	110
Air volume [m³/h]		400	660 to 850¹
Suitable for room sizes of up to [m³]	Construction drying	470	800
	Dry keeping	940	1,600
Operating range Temperature [°C] / Humidity [% RH]		5 to 35 / 35 to 90	3 to 40 / 25 to 90
Input voltage [V/Hz]		220 - 240 / 50	220 - 240 / 50
Power input [kW]		1.6	2.1
Nominal current consumption [A]		7.3	9.8
Refrigerant² Type / Amount [g]		R-454C / 650	R-454C / 900
GWP factor² / CO₂ equivalent² [t]		146 / 0.095	146 / 0.13
Sound level (distance 3 m) [dB(A)]		58	59
Length [mm]		438	500
Width [mm]		470	565
Height [mm]		870	960
Weight [kg]		52	69
Standard equipment (extract) and options		TTK 500	TTK 900 MP
Compressor		Rotating piston	Rotating piston
Fan		Axial fan	Radial fan
Automatic hot gas defrosting		■	■
Two-point hot gas defrosting		—	■
VarioDry technology		—	■
Hygrostat		□	□
Condensate pump		□	□
Operating hours counter		■	■
Energy consumption meter, MID-compliant³		Art. no. 7.140.000.903	—
Plug connection for external switching		■	■
Cable holder		■	■
Low-maintenance modular design		■	■
Adjustable push handle		■	■
Carriage design		■	■
Stackable construction		■	■
Design option		TTK 500	TTK 900 MP
Stainless steel AISI 316		Art. no. 1.120.000.414	—
Available system accessories / recommended accessories		TTK 500	TTK 900 MP
Air filter (consumables)		Art. no. 7.160.000.008	Art. no. 7.160.000.013
Condensate pump with automatic switch-off function, max. pump height 4.3 m		Art. no. 6.100.003.030	Art. no. 6.100.003.030
External hygrostat HG 110		Art. no. 6.100.002.044	Art. no. 6.100.002.044
Professional extension cable (230 V, 16 A)		Art. no. 7.333.000.376	Art. no. 7.333.000.376
Cable drum PVD2 Further cable drums and power distributors starting on page 172 ...		Art. no. 7.333.000.367	Art. no. 7.333.000.367

■ Standard equipment; □ Optionally available equipment; ¹ depending on the preselected VarioDry operating mode; ² Functionally, this device contains a hermetic system with fluorinated greenhouse gas as a refrigerant in the specified specifications and with a greenhouse gas potential corresponding to the indicated GWP factor. ³ What does MID-compliant mean? In some areas, the Measuring Instruments Directive (MID) replaces the previous regulation of national authorization and subsequent calibration. As a result, all energy meters in Europe used for energy consumption-based billing have to be MID-compliant from now on.

A FEW PRACTICAL BENEFITS:

Development, Design, Production:
100 % Trotec

High dehumidification performance
even at low temperatures

Maximum dust and dampness protec-
tion for all electrical components

Compressor overheating protection
with automatic switch-off function

Very easy to maintain construction

Portable and easily stored anywhere
thanks to its rotary compressor

Practical stacking groove for stable,
space-saving storage and transport

Stackable with equally dimensioned
models

MID-compliant⁴ dual counter for
operating and kilowatt hours
optionally available

Practice-optimized German industrial
design – protected design patent

Commercial dehumidifiers of the TTK-S series

The standard class – top of the class



Whether for use in a workshop, in construction, in storage or in a laboratory – the portable, commercial dehumidifiers of the TTK-S series are the perfect industrial condenser dryers for changing applications, even in rough conditions.

- Robust metal housings
- Powerful rotary compressors
- Low-maintenance construction
- High air flow rate and dehumidification performance
- Large operating range
- Integrated compressor heating protection with automatic switch-off function



Whether it's a new model you are looking for or a reconditioned one, whether you are thinking of buying or leasing – Trotec provides you the ideal solution for every demand: Visit the **Trotec Shop** to find out more about great deals on our new products, our super special offers and our wide selection of demonstration, reconditioned and specially-priced products. For more information go to www.trotec.com or directly use the QR Code.



TTK-S – the standard for modern, mobile commercial dehumidifiers used in rough operating environments

With the pioneering TTK-S commercial dehumidifiers, you can benefit from a variety of detailed solutions which save you time, enhance your performance and secure value retention – attractively combined in the practice-optimized German industrial design – protected design patent.

Also protected – from dust and dampness, that is – are all electrical components of the devices.

A special enclosure improves the protection of the electronic equipment from anything dangerous which may enter and impair the functionality and durability. This enclosure makes the commercial dehumidifier predestined for use in harsh conditions.

Due to its extremely low-maintenance construction, this advanced dehumidifier generation is easier to clean than ever before and due to its favourable power to weight ratio and its clever mobility features, it is easy to transport.

Nevertheless, in terms of dehumidification capacity, these dryers are no lightweight:

The entire heat exchange system from high-quality components was designed to work in harmony and guarantees the maximum drying efficiency of the devices in all temperature ranges – for example, even under 15 °C in unheated rooms.

As well as this, compared with other defrost systems, the high-quality hot gas automatic defrost guarantees a much more efficient dehumidification performance without defrost pauses on a time interval during which no defrosting occurs!

Even in storage, these commercial dehumidifiers make a good impression – while taking up surprisingly little space. Because they are equipped with two practical stacking grooves on their tops, equally sized TTK-S devices can be safely stacked to save space during transport and storage.



③ Two stacking grooves make it possible to stack equally sized TTK-S devices stably to save space.



- ① A special enclosure protects the dehumidifier electronics from anything dangerous which may enter.
- ② The height of the transport bar handle can be flexibly adjusted.



← Commercial dehumidifiers of the TTK-S series – further information...



Well-arranged operating panel:

- ① Bars protecting the operating elements
- ② Operating hours counter integrated as standard
- ③ Optionally also available as dual counter for operating hours and energy consumption (MID-compliant⁴)
- ④ Dehumidification performance selection switch
- ⑤ Compressor overheating protection indicator
- ⑥ Filling level warning light (except TTK 655 S)



Active value retention thanks to integrated compressor heating protection with automatic switch-off function

In drying applications with extremely high humidity levels and simultaneously high temperatures – for instance during water damage restoration – refrigerant dryers are quickly brought to the limits of their capacity (red range). This is where the catchy “rule of 35” applies: drying water damages with more than 35 degrees reduces the lifetime of the dryer to less than 35 %!

This is however not a question of component quality, but pure physics, which applies to all refrigerant dryers on the market regardless of the manufacturer.

Whilst at a moderate humidity level of about 70 % RH most professional condenser dryers can operate in temperatures of up to 35 °C without difficulty, very high humidity values at a simultaneously high room temperature cause considerably more energy to be fed to the humid room air, which then also has to be “worked off” by the refrigerant.

Consequently, the refrigerant pressure in the system is increased enormously leading to destructive load on the compressor.

To be sure, the dehumidifiers will at first continue to operate, but noticeably above their limit “deep in the dark red range”, resulting in an extremely shortened remaining lifetime.

All the same, there is no way around the application of a condenser dryer for such drying tasks – desiccant dehumidifiers need considerably more energy to achieve the same level of drying performance and are therefore not a viable alternative, especially in terms of economics.

This is why the commercial dehumidifiers of the TTK-S series have an integrated compressor heating protection ensuring active value retention of your devices:

Sensors permanently monitor the thermal load of the compressor. If the temperature is within the defined operating range, the integrated heating protection indicator emits long pulses to indicate that the dehumidifier is operating ideally.

As soon as the temperature exceed the critical threshold of 35 °C, the automatic function


switches the compressor off in order to protect it while the fan keeps on running. The compressor is automatically activated again once the temperature falls below the 35 °C threshold.

This protection not only significantly extends the lifetime of your dehumidifiers, it also prevents thermal damages to materials located in the room and the building structure.



Their compact construction that is both easy-to-transport and robust as well as their high dehumidification performance turn the commercial dehumidifiers of the TTK-S series into the universal standard solution for virtually all commercial drying applications.

And in between two applications, the suitable protective covers available as practical accessories prevent soiling of the devices during storage.



Whether it's a new model you are looking for or a reconditioned one, whether you are thinking of buying or leasing –

Trotec provides you the ideal solution for every demand: Visit the Trotec Shop to find out more about great deals on our new products, our super special offers and our wide selection of demonstration, reconditioned and specially-priced products. For more information go to www.trotec.com or directly use the QR Code.

Technical data		TTK 125 S	TTK 175 S	TTK 355 S	TTK 655 S	Trotec
Article number		1.120.000.124	1.120.000.157	1.120.000.163	1.120.000.174	
Dehumidification performance / 24 h [litres]	At 30 °C / 80 % RH	28	40	55	91	
	Max.	32	50	70	150	
Air volume [m³/h]		250	580	1,000	1,000	Dehumidification
Operating range	Temperature [°C]	5 to 32	5 to 32	5 to 32	5 to 32	
	Humidity [% RH]	50 to 90	50 to 90	50 to 90	50 to 90	
Input voltage [V/Hz]		220-240 / 50	220-240 / 50	220-240 / 50	220-240 / 50	
Max. power input [kW]		0.5	0.6	1.4	1.9	Humidification
Refrigerant* Type / Amount [g]		R-290 / 150	R-290 / 150	R-454C / 650	R-454C / 1,050	
GWP factor* / CO ₂ equivalent* [t]		3 / 0.00045	3 / 0.00045	146 / 0.09490	146 / 0.15	
Water tank [litres]		6 ¹	6 ¹	6 ¹	–	
Sound level [dB(A)]		52	52	54	56	Heating
Length [mm]		375	390	390	620	
Width [mm]		345	380	380	515	
Height [mm]		603	643	725	858	
Weight [kg]		26	35	39	55	Ventilation
Equipment and functions		TTK 125 S	TTK 175 S	TTK 355 S	TTK 655 S	
Hot gas automatic defrosting		■	■	■	■	
Automatic dehumidification	Adjustable analogue hygrostat	■	■	■	■	
	Electronic hygrostat with digital display	–	–	–	EH ²	Air conditioning
Filling level warning light to indicate a full water tank		■	■	■	–	
Overflow protection with automatic switch-off		■	■	■	–	
Washable air filter		■	■	■	■	
Operating hours counter		■	■	■	■	Air cleaning
Dual counter for operating and kilowatt hours ³ (MID-compliant ⁴)		7.140.000.903	7.140.000.903	7.140.000.903	7.140.000.903	
Compressor overheating protection with automatic switch-off function		■	■	■	■	
Protective bars for the control panel		■	■	■	■	
Carry / transport handle(s)		■	■	■	■	Disinfection and Odour neutralization
Non-marking full-rubber wheels		■	■	■	■	
Swivel casters with wheel lock		■	–	–	–	
Carriage design		–	■	■	■	
Vertically adjustable transport handle		–	■	■	■	Accessories
Stackable		■	■	■	■	
Connection for external condensate drain		■	■	■	■	
Accessories (consumables)		TTK 125 S	TTK 175 S	TTK 355 S	TTK 655 S	
Air filter (article number)		7.160.000.006	7.160.000.007	7.160.000.008	7.160.000.009	Disinfection and Odour neutralization
Available accessories		TTK 125 S	TTK 175 S	TTK 355 S	TTK 655 S	
Condensate pump with automatic switch-off function, max. pump height 4.3 m		Art. no. 6.100.003.030	Art. no. 6.100.003.030	Art. no. 6.100.003.030	Art. no. 6.100.003.030	
		Art. no. 6.100.003.101	Art. no. 6.100.003.105	Art. no. 6.100.003.110	Art. no. 6.100.003.115	

■ Standard equipment

¹ This is the "switch-off value", generally the containers hold approx. 7 to 8 litres of water to avoid spilling when transporting a full tank.

² Available as the model TTK 655 S EH, Art. no. 1.120.000.175

³ Optional accessories

⁴ What does MID compliant mean? The European Measuring Instruments Directive (MID) has replaced the existing rules of national approval and subsequent calibration in some areas. As a result, all power meters, which are used for energy consumption billing, must be MID compliant in the future.

* Functionally, this device contains a hermetic system with fluorinated greenhouse gas as a refrigerant in the specified specifications and with a greenhouse gas potential corresponding to the indicated GWP factor.

A FEW PRACTICAL BENEFITS:

Development, design, production:
100 % Trotec

High dehumidification performance
even at low temperatures

Professional condenser dryer with
powerful rotation compressor

No "china product" –
professional quality made in EU

Comfort function for quiet
dehumidification operation

Maximum protection against dust and
moisture for all electrical components

Compressor overheating protection
with automatic switch-off function

Super-compact construction,
easy to carry, simple to stack

Integrated condensate pump with a
delivery head of max. 10 m

Extremely maintenance-friendly
design

MID-compliant dual counter for
operating and kilowatt hours

Compact commercial dehumidifier TTK Qube

Low-noise "power cube" from EU manufacturing
for professional drying applications –
ultra-compact, efficient, quiet



The TTK Qube combines all performance requirements of a professional living space dryer – condensed in an ultra-compact design

Particularly in the case of water damage restoration, the aim is to remove moisture from the highly humid air in the shortest possible time. What restoration companies need for this purpose are professional condenser dryers for continuous use with a high dehumidification performance, lifetime and reliability.

What restoration companies no longer need are large, heavy devices that can only be manoeuvred across storeys with great effort and also take up a lot of space in the service vehicle, which sometimes requires driving to the site of operation several times.

TTK Qube – reduction to the maximum

The TTK Qube does not make water damage drying itself any easier – but much easier to handle. The TTK Qube is a high-quality, powerful condenser dryer whose development has been based on three priorities: Maximum dehumidification performance and easy maintenance, minimum dimensions and weight, lowest possible noise emission for use in inhabited surroundings.

All these requirements are met by the TTK Qube with flying colours!



Multi-stackable construction
with four recesses on the upper side of
the housing to accommodate the feet





TTK Qube – professional

compact condenser dryer – newly defined

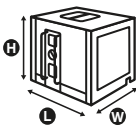



The TTK Qube's high-quality rotation compressor is able to offer higher performance at a comparatively lower power consumption – while also having reserves for high dehumidification performance, even in unheated rooms. Additionally supported by a comfort function for extra-quiet dehumidification operation – ideal for water damage restoration in inhabited surroundings.

Moreover, the professional automatic hot gas defrost system of the TTK Qube guarantees a much more efficient dehumidification performance compared to other defrost systems as there are no defrost pauses at regular intervals during which no dehumidification takes place.

The condensate can be drained through the external outlet even across storeys because the standard condensate pump is designed for a delivery head of up to 10 metres.

A special enclosure of the electronic components improves the protection against harmful deposits which may enter and impair the functionality and durability. This enclosure makes the compact condenser dryer predestined for use in harsh conditions.

It goes without saying that the TTK Qube is supplied ex works with an MID-compliant combined counter for power consumption and operating hours so that billing can be carried out according to the regulations.

Technical data		TTK Qube
Article number		1.120.000.117
Dehumidification performance / 24 h [litres]	At 30 °C / 80 % RH	16
	Max.	20
Air volume [m³/h]		283
Operating range	Temperature [°C]	5 to 35
	Humidity [% RH]	40 to 90
Input voltage [V/Hz]		220 - 240 / 50
Power input [kW]		0.362
Nominal current consumption [A]		1.6
Refrigerant ¹ Type / Amount [g]		R-1234yf / 140
GWP factor ¹ / CO ₂ equivalent ¹ [t]		4 / 0.001
Sound level (distance 1 m) [dB(A)] standard / comfort mode		53 / 50
Length [mm]		315
Width [mm]		367
Height [mm]		340
Weight [kg]		16
		
Standard equipment (extract) and options		TTK Qube
Automatic hot gas defrosting		■
Hygostat		■
Comfort function for quiet dehumidification operation		■
Integrated condensate pump		■
MID ² -compliant dual counter for operating and kilowatt hours		■
Compressor overheating protection with automatic switch-off function		■
Protective bars for the control panel		■
Cable holder		■
Stackable construction		■
Available system accessories / recommended accessories		TTK Qube
Air filter (consumables)		Art. no. 7.160.000.014
Professional extension cable (230 V, 16 A)		Art. no. 7.333.000.376
Cable drum PVD2 Further cable drums and power distributors from page 172 ...		Art. no. 7.333.000.367



■ Standard equipment

□ Optionally available equipment

¹ Functionally, this device contains a hermetic system with fluorinated greenhouse gas as a refrigerant in the specified specifications and with a greenhouse gas potential corresponding to the indicated GWP factor.

² What does MID-compliant mean? In some areas, the Measuring Instruments Directive (MID) replaces the previous regulation of national authorization and subsequent calibration. As a result, all energy meters in Europe used for energy consumption-based billing have to be MID-compliant from now on.

A FEW PRACTICAL BENEFITS:

Development, Design, Production:
100 % Trotec

Quality hot gas automatic defrosting*

High dehumidification performance
even at low temperatures

Robust plastic-coated metal housing

Portable and easily stored anywhere
thanks to its rotary compressor

Automatic hygrostat controlled
dehumidification

MID compliant dual counter⁴
for active hours and kilowatt hours
available as an option*

*except TTK 105 S



Commercial dehumidifiers TTK-S standard series white



Power consumption billing?

For commercial billing the electricity consumption must be determined by means of an MID meter. Device without an MID meter? The BX50 MID provides the solution – further information can be found on page 167...



Simple. Good. Robust and reliable.
That is what you get from us in black and white.

The dehumidifiers of our "white fleet" are going equally strong in both price and performance. Therefore, with this series you can benefit from prices on a Far Eastern level without having to cut back on workmanship and reliability.

For the quality of these dehumidifiers is no accident – but traditional EU manufacturing.

All devices are designed to be robust and durable – the plastic-coated metal housing is hardwearing, ideal for rough everyday usage. A professional hot gas automatic defrost system ensures effective dehumidification results even at low temperatures. Frequently changing sites are not a problem either:

Owing to its low weight and the ultra-compact design the TTK 105 S equipped with carry handle can be carried comfortably. The model next in size, the

TTK 140 S, comes with steerable, rubber-tyred steel wheels as well as with practical recessed handles and can therefore be easily transported from one operating site to another.

The TTK 105 S is a high-quality device of German manufacturing originally produced by Trotec.

The hard-wearing power pack is provided with a stackable aluminium housing making this commercial dehumidifier light and robust in equal measure.



Whether it's a new model you are looking for or a reconditioned one, whether you are thinking of buying or leasing – Trotec provides you the ideal solution for every demand: Visit the Trotec Shop to find out more about great deals on our new products, our super special offers and our wide selection of demonstration, reconditioned and specially-priced products. For more information go to www.trotec.com or directly use the QR Code.

Tried and tested robust technology that runs and runs. Easy-care, low-maintenance, reasonably priced. This is what defines our TTK-S commercial dehumidifiers of the white series.



Technical data		TTK 105 S	TTK 140 S	TTK 170 S	TTK 350 S	TTK 650 S
Article number		1.120.000.109	1.120.000.141	1.120.000.155	1.120.000.160	1.120.000.171
Dehumidification performance / 24 h [litres]	at 30 °C / 80 % RH	28	35	40	55	91
	max.	30	40	50	70	150
Air volume [m³/h]		240	580	580	1,000	1,000
Operating range	Temperature [°C]	5 to 35	5 to 32	5 to 32	5 to 32	5 to 32
	Humidity [% RH]	30 to 100	50 to 90	50 to 90	50 to 90	50 to 90
Input voltage [V/Hz]		230 / 50	220-240 / 50	220-240 / 50	220-240 / 50	220-240 / 50
Max. power input [kW]		0.52	0.6	0.6	1.4	2.1
Refrigerant**	Type	R-290	R-290	R-290	R-454C	R-454C
	Amount [g]	125	150	150	650	1,050
GWP factor**		3	3	3	146	146
CO ₂ equivalent** [t]		0.00038	0.00045	0.00045	0.09490	0.15
Water tank [litres]		5.2	6 ¹	6 ¹	6 ¹	–
Sound level (distance 1 m) [dB(A)]		55	52	52	54	56
Length [mm]		250	400	540	530	616
Width [mm]		342	400	490	500	511
Height [mm]		517	605	963	965	1,022
Weight [kg]		14.5	29	32	39	52
Equipment and functions		TTK 105 S	TTK 140 S	TTK 170 S	TTK 350 S	TTK 650 S
Automatic defrosting	Hot gas	–	■	■	■	■
	Air circulation / electronic	■	–	–	–	–
Automatic dehumidification	Adjustable analogue hygrostat	–	■	■	■	■
	Electronic hygrostat with digital display	■	–	–	–	–
Filling level warning light indicating that the water tank is full		■	■	■	■	–
Overflow protection with automatic switch-off		■	■	■	■	–
Washable air filter		■	■	■	■	■
Operating hours counter ³		7.140.000.899	7.140.000.313	7.140.000.313	7.140.000.313	7.140.000.313
Dual counter for operating and kilowatt hours ³ (MID compliant ⁴)		–	7.140.000.903	7.140.000.903	7.140.000.903	7.140.000.903
Protective bars for the control panel / control panel recessed for protection		– / ■	– / –	– / –	– / –	– / –
Transport handle(s)		■	■	■	■	■
Non-marking full-rubber wheels		–	■	■	■	■
Swivel castors with wheel lock		–	■	–	–	–
Carriage design		–	–	■	■	■
Stackable		■	–	–	–	–
Connection for external condensation draining		■	■	■	■	■
Optional condensate pump assembly		–	□	□	□	□
Accessories (consumables)		TTK 105 S	TTK 140 S	TTK 170 S	TTK 350 S	TTK 650 S
Air filter (filter fleece)		7.160.000.006	7.710.000.332	7.710.000.332	7.710.000.334	7.710.000.335
Available accessories		TTK 105 S	TTK 140 S	TTK 170 S	TTK 350 S	TTK 650 S
External condensate pump ²		6.100.003.020	6.100.003.020	6.100.003.020	6.100.003.020	6.100.003.020

¹ This is the "switch-off value", generally the containers hold approx. 7 to 8 litres of water to avoid spilling when transporting a full tank.

² Without auto switch-off of the dehumidifier

³ Equipment options to be stated at the time of order, not subsequently installable

■ Standard equipment □ Optional equipment

⁴ What does MID compliant mean? The European Measuring Instruments Directive (MID) has replaced the existing rules of national approval and subsequent calibration in some areas. As a result, all power meters, which are used for energy consumption billing, must be MID compliant in the future.



From the TTK 140 S upwards integrated recessed handles make it easier for you to transport and position your devices. The larger models starting from the TTK 170 S and bigger are further delivered in a carriage design with additional bar handle and large wheels.



Thanks to the standard external condensate drain all dehumidifiers are also suited for longer unattended continuous drying applications.



Operating switch and filling level warning light (except TTK 105/650 S) are protected from dust and spray water by a protective cap, and a slotted hygrostat rotary switch protects against inadvertent misadjustment of the switch position.

All models are available with an optional hours counter – from TTK 140 S upwards with MID compliant⁴ dual counter for active hours and kilowatt hours ①.



In case of the TTK 105 S the desired humidity value can be entered directly via the digital display. Furthermore, the current temperature and humidity values of the room air can be read at any time. A time-controlled application is also possible using the timer function.

**Functionally, this device contains a hermetic system with fluorinated greenhouse gas as a refrigerant in the specified specifications and with a greenhouse gas potential corresponding to the indicated GWP factor.

A FEW PRACTICAL BENEFITS:

Particularly economical solution for typical dehumidification applications in the commercial sector

High dehumidification performance even at low temperatures

Robust steel construction

Portable and easily stored anywhere thanks to its rotary compressor

Hot gas automatic defrosting (TTK 75/170/380/570 ECO)

Commercial dehumidifiers of the TTK-ECO series

Economy-priced dehumidification and dry keeping



Power consumption billing?

For commercial billing the electricity consumption must be determined by means of an MID meter. Device without an MID meter? The BX50 MID provides the solution – further information can be found on page 167 ...



Efficient, reliable, economical – TTK-ECO dehumidifiers are the reliable budget solution for typical dehumidification applications in craft and trade

The TTK-ECO is our pragmatic solution when an equally low-cost and high-quality construction dryer is required. All TTK-ECO dehumidifiers come with a solid steel construction, which cannot be harmed by the rough operating environment on construction sites.

For an efficient dehumidification even at low ambient temperatures the models TTK 75, 170, 380 and 570 ECO are further equipped with a hot gas automatic defrost system integrated as standard.

With the ECO dehumidifiers a quick change of location from one building site to another is no problem at all. For transport safety all devices are not only equipped with a cable holder, the larger models are also delivered in carriage design with large wheels at no extra charge. With these longer distances and also stairs can be overcome without difficulty.

Thanks to the efficient rotary piston compressor the maintenance-friendly devices can be transported and stored in any position.



Whether it's a new model you are looking for or a reconditioned one, whether you are thinking of buying or leasing – Trotec provides you the ideal solution for every demand: Visit the Trotec Shop to find out more about great deals on our new products, our super special offers and our wide selection of demonstration, reconditioned and specially-priced products. For more information go to www.trotec.com or directly use the QR Code.

Highly efficient. Extremely robust. Incredibly low-priced. Simply ECO.

Excepting the easily portable TTK 75 ECO all TTK-ECO models are supplied in a carriage design ideal for use on construction sites.

As a result frequent site changes or the application in rough surroundings or on difficult terrain does not pose a problem for these condenser dryers:

The robust steel construction in carriage design with transport handle and big wheels can withstand a fair bit and can easily be transported to any operating site.

To make sure you are always aware of the respective usage duration the display-less versions in the TTK-ECO series are as standard provided with an operating hours counter.



Neat solution: As standard all ECO models are delivered with a washable air filter and have an integrated cable holder permitting the transportation without trip hazard.



Timer and memory function

The models TTK 166 / 171 ECO are provided with a low-maintenance control panel with digital display of all functions. For hygrostat-controlled automatic operation the target value can be selected in percentage steps, this value will then be indicated along with the current actual value.

By means of the timer switch-on and switch-off time can be configured and owing to the integrated memory function the settings are saved even after a power interruption.



TTK 171 ECO additionally with air hose connection for the selective admission of dry air

As the TTK 171 ECO is equipped with a special pressure fan, the device can also be used for the selective admission of dry air or for drying hollows. To do so, simply attach an air hose to the optionally available adapter connecting piece.



Under the heading of hot gas defrosting and construction drying

Why every construction dryer is a commercial dehumidifier, but not every commercial dehumidifier equals a proper construction dryer:

Both device classes withdraw moisture from the air by cooling it to dew point temperature and discharging the resulting condensate.

For intensive cooling a pressure-reduced refrigerant flows through the evaporator, which on the other hand would ice it up completely in next to no time without regular defrosting operations, thus reducing the dehumidification performance to zero.

Commercial dehumidifiers mostly defrost by way of circulating air: The compressor switches off while the fan keeps running and circulates the compressor's waste heat around the evaporator for defrosting.

In surroundings below 15 °C this technique increasingly reaches its limits owing to the lower dew point with more ice forming on the evaporator. Under these conditions a circulating air defrost device has to run

in defrost mode virtually non-stop, generating no dehumidification performance whatsoever.

Professional construction dryers defrost more effectively by means of hot gas – that is what makes the difference:

With a hot gas defrosting system, hot refrigerant is briefly conducted to the evaporator via a bypass, it quickly defrosts the evaporator and then returns to the normal circuit for drying operation.

Unlike air circulation, the hot gas method allows for radically briefer defrost phases in cold surroundings below 10-12 °C – which is a mandatory requirement for the effective dehumidification of unheated rooms, especially during the cold season. After all, the actual dehumidification process only takes place when defrosting is not in progress!

Conclusion: Without hot gas defrosting effective construction drying cannot take place at temperatures below 10 °C!

← TTK-ECO series – further information ...

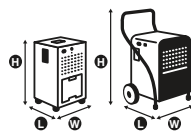


Technical data		TTK 75 ECO	TTK 165 ECO	TTK 166 ECO	TTK 170 ECO
Article number		1.120.001.110	1.120.001.115	1.120.001.116	1.120.001.120
Dehumidification performance / 24 h [litres]	At 30 °C / 80 % RH	20	50	50	50
	max.	21	52	52	52
Air volume [m³/h]		260	350	300	350
Operating range	Temperature [°C]	5 to 32	5 to 32	5 to 35	5 to 32
	Humidity [% RH]	30 to 90	30 to 90	10 to 95	30 to 90
Input voltage [V/Hz]		220-240/50	230/50	220-240/50	230/50
Max. power input [kW]		0.35	0.82	0.95	0.82
Nominal current / recommended fusing [A]		1.5/10	3.7/10	4/10	3.7/10
Refrigerant* Type / Amount [g]		R-290/100	R-290/230	R-290/200	R-290/230
GWP factor* / CO ₂ equivalent* [t]		3/0.0003	3/0.00069	3/0.0006	3/0.00069
Water tank [litres]		4	5	7	5
Sound level (distance 1 m) [dB(A)]		46	56	56	56
Length [mm]		295	495	480	495
Width [mm]		305	455	450	455
Height [mm]		562	900	910	900
Weight [kg]		19	31	30	31
Equipment and functions		TTK 75 ECO	TTK 165 ECO	TTK 166 ECO	TTK 170 ECO
Automatic defrosting	Hot gas	■	–	–	■
	Air circulation/electronic	–	■	■	–
Automatic dehumidification	Adjustable analogue hygrostat	–	–	–	□
	Electronic hygrostat with digital display	–	–	■	–
Filling level warning light indicating that the water tank is full		■	■	■	■
Overflow protection with automatic switch-off		■	■	■	■
Washable air filter		■	■	■	■
Operating hours counter		■	–	–	■
Dual counter for operating and kilowatt hours		–	–	–	–
Timer function / Memory function		– / –	– / –	■ / ■	– / ■
Protective bars for the control panel		–	–	–	–
Cable holder		■	■	■	■
Carry / transport handle(s)		■	■	■	■
Rubber feet / Full-rubber wheels		■ / –	■ / ■	■ / ■	■ / ■
Swivel castors with wheel lock		–	–	–	–
Carriage design		–	■	■	■
Stackable		–	–	–	–
Connection for external condensation draining		■	■	■	■
Optional condensate pump assembly		□	□	□	□
Accessories (consumables)		TTK 75 ECO	TTK 165 ECO	TTK 166 ECO	TTK 170 ECO
Air filter (filter fleece)		Art. no. 7.710.000.825	Art. no. 7.710.000.827	Art. no. 7.710.000.850	Art. no. 7.710.000.827
Available accessories		TTK 75 ECO	TTK 165 ECO	TTK 166 ECO	TTK 170 ECO
Condensate pump ¹ external		Art. no. 6.100.003.020	Art. no. 6.100.003.020	Art. no. 6.100.003.020	Art. no. 6.100.003.020
External hygrostat	detailed description on the right	–	–	integrated hygrostat	Art. no. 6.100.002.044
Hose adapter connecting piece		–	–	–	–
Air transport hose		–	–	–	–





Technical data		TTK 171 ECO	TTK 380 ECO	TTK 570 ECO
Article number		1.120.001.125	1.120.001.160	1.120.001.180
Dehumidification performance / 24 h [litres]	At 30 °C / 80 % RH	51	79	100
	max.	52	80	110
Air volume [m³/h]		450	950	1,000
Operating range	Temperature [°C]	5 to 30	5 to 32	5 to 32
	Humidity [% RH]	20 to 90	30 to 90	30 to 90
Input voltage [V/Hz]		220-240/50	220-240/50	220-240/50
Max. power input [kW]		0.7	0.95	1.95
Nominal current / recommended fusing [A]		3.6/16	4.2/10	8.1/16
Refrigerant* Type / Amount [g]		R-290/230	R-290/300	R-454C/1,000
GWP factor* / CO ₂ equivalent* [t]		3/0.00069	3/0.00069	146/0.146
Water tank [litres]		5.5	9.5	–
Sound level (distance 1 m) [dB(A)]		52	65	67
Length [mm]		525	530	538
Width [mm]		450	575	698
Height [mm]		900	1,060	1,006
Weight [kg]		36.5	50	64
Equipment and functions		TTK 171 ECO	TTK 380 ECO	TTK 570 ECO
Automatic defrosting	Hot gas	–	■	■
	Air circulation/electronic	■	–	–
Automatic dehumidification	Adjustable analogue hygrostat	–	□	□
	Electronic hygrostat with digital display	■	–	–
Filling level warning light indicating that the water tank is full		■	■	–
Overflow protection with automatic switch-off		■	■	–
Washable air filter		■	■	■
Operating hours counter		–	■	■
Dual counter for operating and kilowatt hours		–	–	–
Timer function / Memory function		■ / ■	– / ■	– / –
Protective bars for the control panel		–	–	–
Cable holder		■	■	■
Carry / transport handle(s)		■	■	■
Rubber feet / Full-rubber wheels		■ / ■	■ / ■	■ / ■
Swivel castors with wheel lock		–	–	–
Carriage design		■	■	■
Stackable		–	–	–
Connection for external condensation draining		■	■	■
Optional condensate pump assembly		□	□	□
Accessories (consumables)		TTK 171 ECO	TTK 380 ECO	TTK 570 ECO
Air filter (filter fleece)		7.710.000.826	7.710.000.851	7.710.000.852
Available accessories		TTK 171 ECO	TTK 380 ECO	TTK 570 ECO
Condensate pump ¹ external	detailed description on the right	6.100.003.020	6.100.003.020	6.100.003.020
External hygrostat		integrated hygrostat	6.100.002.044	6.100.002.044
Hose adapter connecting piece		7.331.001.160	–	–
Air transport hose		6.100.001.125	–	–



Available accessories

Condensate pump

Suitable for external connection to all dehumidifiers of the series TTK-ECO.



- Voltage: 220 V (50/60 Hz)
- Performance 58/55 watts
- Max. pumping height 5 m
- Internal control valve
- Max. outer ø of feed hose: 25 mm
- Inner ø of discharge hose: 5 mm

Art. no.: 6.100.003.020

Room hygrostat HG 110

Suitable for external connection to TTK 170 / 380 / 570 ECO.



- Measuring range 30 to 100 % RH
- Operating range 0 to 60 °C, 35 to 100 % RH
- Cable length 3 m

Art. no.: 6.100.002.044

Hose connection for TTK 171 ECO

Hose adapter connecting piece dry air outlet (ø 160 mm)



Art. no.: 7.331.001.160



Air transport hose Tronect T-FL, length 6 m, ø 160 mm

Art. no.: 6.100.001.125

- Standard equipment
- Optionally available equipment
- ¹ Without automatic dehumidifier switch-off

* Functionally, this device contains a hermetic system with fluorinated greenhouse gas as a refrigerant in the specified specifications and with a greenhouse gas potential corresponding to the indicated GWP factor.

A FEW PRACTICAL BENEFITS:

Professional quality
"made in Germany" –
originally produced by Trotec

Dehumidifiers especially developed
for use in wet rooms

High dehumidification performance
with optimum heat recovery

Low specific energy consumption –
extremely high economic efficiency

Corrosion-protected design with
maintenance-friendly housing

Powerful air circulating radial fan

Heat exchanger with
corrosion-resistant CDC coating

Infinitely adjustable hygrostat

Fully automatic operation

High and low pressure switch

Prepared for wall mounting

Optionally available with
external condensate pump

Ideal for indoor swimming pools and whirlpools

Pool dehumidifiers of the DS series



The dehumidifiers of the DS series
are also ideally suited for use
in fitness areas.



**Reliable Trotec solutions for fully automatic
dehumidification operation to achieve
whirlpools and indoor swimming pools
free of condensation**



Highly efficient moisture control and heat recovery in indoor swimming pools or whirlpools



Too much moisture in the wet room – a problem with serious consequences

Particularly in wet rooms such as private indoor swimming pools the humidity rises significantly due to the high degree of water evaporation.

The decisive factor for the amount of evaporated water is the pool size. Depending on the temperature of the room and the water typically 1.2 litres of water per square metre of the pool size evaporate each day.

For a pool sized 5 x 4 metres that means 24 litres emitted to the air every day and if the pool is highly frequented, this evaporation rate increases significantly.

Here the critical limit can quickly be exceeded resulting not only in circulatory problems affecting our well-being but also in rot, corrosion or mould formation, thus causing severe problems for the building structure.

So what to do with the excessive moisture in the air?

Ventilation alone cannot provide the remedy, for this not only squanders precious energy, which would have had to be spent for heating first. When introducing cold air, it can also absorb less moisture, causing the dew point temperature to drop to a critical level.

Mostly, when considering the prevailing temperatures, the ambient air is already saturated to a degree, that sufficient moisture evacuation simply cannot be ensured.

The solution: Pool dehumidifiers of the DS series

These dehumidifiers are developed and manufactured in Germany according to the highest quality standards and have been specifically designed for the dehumidification of wet rooms to ensure that they can permanently guarantee an equally economical and high-performance dehumidification of indoor swimming pools.

The dehumidifiers of the DS series are designed to be hard-wearing, to operate fully automatically and to withdraw large amounts of moisture from the room air in continuous operation. With their autonomous recirculation operation these wall-mounted devices, delivered ready-to-connect, can be immediately integrated into every working environment without difficulty or the need for any additional structural measures.

DS as in doubtlessly sturdy

The continuous operation in wet rooms requires excellent material quality to ensure a long, failure-free service life. Dehumidifiers of the DS series are optimally prepared since they were specifically designed for the unfavourable surrounding conditions in indoor swimming pools.

Their solid metal construction for wall mounting is integrated in a maintenance-friendly plastic casing that protects it against corrosion. And the aluminium surfaces of evaporator and condenser on the inside are additionally CDC-coated. This cathodic dip coating (CDC) is resistant to solvents and corrosion as well as to acids and alkalis rendering the heat exchanger extremely resistant even to particularly reactive air mixtures such as chloramines.

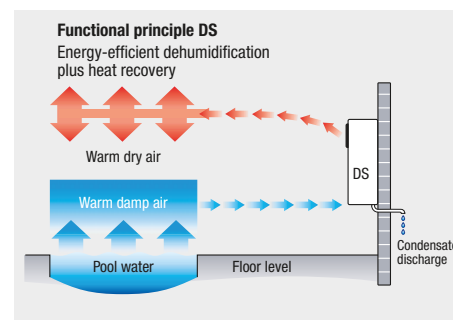
DS as in dependable strength

Dehumidifiers of the DS series are powerful compression refrigeration dryers with a high-quality automatic hot gas defrost system. In this process, the sucked-in humid air is fed through an evaporator, there cooled below dew point and condensed. The condensate is discharged and the cold, dry air led past the cooling block's heating element where it is warmed by the released process energy and then fed back to the room as warm, dry air. The professional hot gas defrost system allows for brief defrost phases and an uninterrupted continuous operation.

DS as in determined saver

Owing to their low energy consumption the dehumidifiers of the DS series permit a fully automatic operation that is also economical. With their closed refrigerant compression circuit the devices additionally have the effect of a heat pump:

Whilst the dehumidifiers withdraw large amounts of moisture from the room air, they absorb the potential energy and emit up to 1.9 kW (DS 30) or 3.5 kW (DS 60) of useful heat to the room air for each kilowatt previously spent for dehumidification. This way, heating costs can be reduced along with the pool air dehumidification!



In case of a higher heating demand the devices can optionally also be equipped with an additional electric heating.

DS as in divine silence

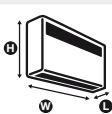
The fans of the DS series have been specifically designed for the use in occupied wet rooms:

On the one hand, these powerful air circulating radial fans can suck in large amounts of humidity from the ambient air with their aluminium fan wheel. On the other, they are characterized by particularly quiet running properties for a dehumidification operation in delightful tranquillity.

Simple installation – immediately ready for use

The pool dehumidifiers of the DS series are delivered completely ready-to-install. Before start-up you only have to assemble the supplied wall mount.



Technical data		DS 30	DS 60
Article number		1.125.000.319	1.125.000.335
Dehumidification performance		see performance charts	see performance charts
Suitable for tank sizes of up to [m ²] ¹		25	50
Air volume freely blowing [m ³ /h]		700	1,280
Input voltage [V/Hz]		230 / 50	230 / 50
Nominal current / Fuse [A]		4.4 / 16	7.5 / 16
Electrical connection (plug)		CEE 7/7	CEE 7/7
Power input [kW]		0.75	1.2
Heat emission ² [kW]		1.9	3.5
Coefficient of performance (C.O.P.) ²		2.5	2.9
Refrigerant ³ Type / Amount [g]		R-407C / 500	R-407C / 800
GWP factor ³ / CO ₂ equivalent ³ [t]		1,774 / 0.89	1,774 / 1.42
Sound level (distance 3 m) [dB(A)]		50	52
Operating range	Temperature [°C]	0 to 40	0 to 40
	max. RH [%]	90	90
Length [mm]		265	265
Width [mm]		800	1,265
Height [mm]		665	665
Weight [kg]		46	70
Type of protection		IP45	IP45
Condensate discharge connection [mm]		10	10
Standard features		DS 30	DS 60
Automatic hot gas defrosting		■	■
Integrated hygrostat (infinitely variable)		■	■
Smoothly running radial fan		■	■
Corrosion-resistant plastic housing		■	■
Heat exchanger with CDC coating		■	■
Preparation for wall mounting		■	■
Optional accessories		DS 30	DS 60
External condensate pump		Article number 6.100.000.019	Article number 6.100.000.019
Heating capacity [kW]		2	4

■ Standard equipment

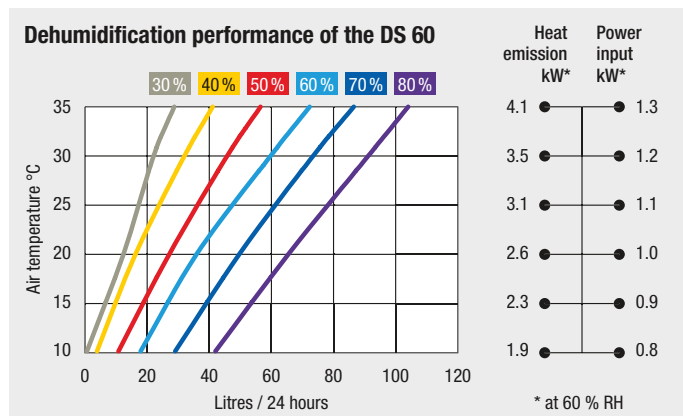
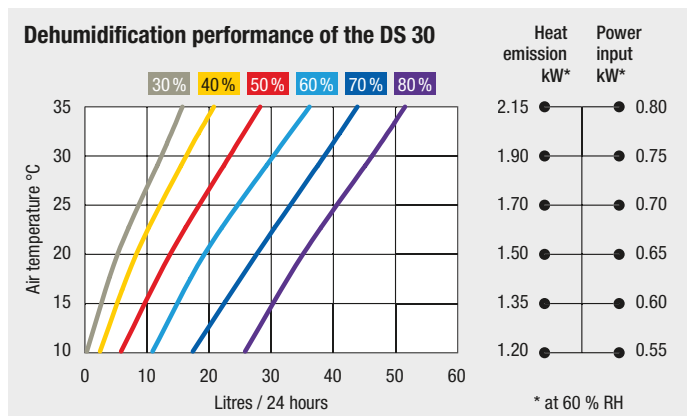
¹ for private indoor swimming pools; calculation basis: evaporation of 1.2 litres per square metre of pool per day (room temperature 30 °C, humidity 60 % RH, water temperature 27 °C). Changing parameters such as the frequency of use or the type of pool cover require an individual recalculation of capacity requirements.

² at 30 °C and 75 % RH (The energy efficiency ratio COP ["coefficient of performance"] indicates the ratio between the generated cooling performance and the electrical power input)

³ Functionally, this device contains a hermetic system with fluorinated greenhouse gas as a refrigerant in the specified specifications and with a greenhouse gas potential corresponding to the indicated GWP factor.



Performance charts of the DS series



① operating control lamp, ② connector for direct supply, ③ service socket, ④ feed hose connection, ⑤ discharge hose connection

External condensate pump

With its extremely robust and hard-wearing V4A housing this external condensate pump was designed specifically for the failure-free continuous operation in combination with pool dehumidifiers of the DS series, but can also be used with other dehumidifiers without a hitch.



The power for the dehumidifier can be supplied via the pump's service socket. Another option is the direct supply; provided for this purpose are a female connector and internal plug connections ready to install.

Unique – adaptive operational control of the dehumidifier

For a failure-free continuous operation the pump comes equipped with a safety function for the automatic switch-off of the connected dehumidifier in case of overload. Should the condensate supply tem-

porarily exceed the pump's capacity, the pump automatically switches the dehumidifier off and back on once the load range is again reached.

Owing to the rubber feet at the bottom and the suspension slots at the rear the condensate pump can be flexibly applied both when mounted to the wall or positioned on the floor.

Special features:

- ✓ Professional quality "made in Germany" – originally produced by Trotec
- ✓ Designed for continuous operation when used in combination with pool dehumidifiers
- ✓ Robust construction made of high-quality V4A stainless steel with additional protective coating
- ✓ Effective V4A corrosion protection – extremely resistant even to particularly reactive air mixtures such as chloramines
- ✓ Adaptive operational control of the connected dehumidifier
- ✓ Flexible application when mounted to the wall or positioned on the floor



Technical data of the external condensate pump		
Article number		6.100.000.019
Hose connector [ø mm]	Feed	½ inch *
	Drain	12
Tank volume [l]		0.8
Pump height [m]		4.3
Feed rate [l/h]		160
Input voltage [V/Hz]		230/50
Type of protection		IP44
Length [mm]		152
Width [mm]		421
Height [mm]		292
Weight [kg]		8.45

* By means of the supplied adapter sleeve can be adjusted for ø between 9 and 20 mm

A FEW PRACTICAL BENEFITS:

Preservation of value thanks to humidity optimisation

Optimum value for money in every device class

Automatic hygrostatic control of humidity in rooms up to 420 m²

Mobile humidifiers

for the optimum automatic regulation of humidity in homes and offices, bookshops, museums, etc.



B 400

B 250



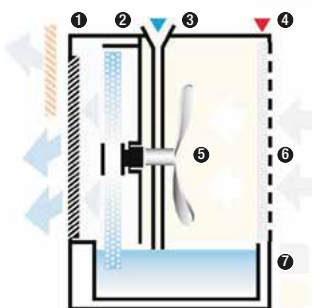
B 300

B 500 radio



B 250

**Fully electronically controlled
disc humidifier**



- 1) adjustable vent;
- 2) filter disc;
- 3) top up water;
- 4) replace filter;
- 5) fan;
- 6) drawn-in ambient air;
- 7) wet area

The B 250 – a fully electronically regulated humidifier with an air filter and adjustable vent – operates by the cold evaporation principle:

The air is drawn in through a filter, cleaned and directed through a rotating moistened filter disc, where it absorbs the required moisture which is then evenly distributed back into the air in the room, with no condensation.

Humidity control

The current relative humidity is indicated by an electronic sensor: Simply set the desired humidity level in the device and the B 250 takes control automatically.

Keypad lock

To protect the humidifier from unauthorised tampering, you can lock the keypad by entering a key combination.

Water level indicator

The water level is indicated on the operating panel. If the water tank is empty, the B 250 switches off automatically and a flashing lamp indicates that the water tank should be refilled.

Additionally, an alternative version of the B 250 is available with an integrated automatic water supply (Article number 1.160.000.251).

Other feature options like water monitor or safety pressure hose are available on request.



B 250 – BENEFITS IN PRACTICE:

Fully electronic control

Clearly-designed operating panel with indicators for nominal and actual R.H. in %, water level and fan speed

Air filtration via separate filter in the intake area

2-speed fan and automatic operation

Adjustable vent

Consumable article (accessories):

Air filter (Article number 6.100.004.060),
Filter disc (Article number 6.100.004.010).

Correctly humidified and temperature-controlled air prevents damage!

Loss of value as a result of dry air:

Particularly in closed, heated rooms, the relative humidity often falls well below the optimum value of 45 - 55 %.

Furniture, antiques, paintings, musical instruments and books can suffer serious damage if the air is too dry.

In call centres and computer rooms, electrostatically charged data storage devices can cause costly errors.

Reliable humidification and filtration of the ambient air can protect and preserve valuable or delicate works of art or items of furniture!

The humidifiers do not only humidify the air, they also filter it, clean it of dust and prevent the formation of electrostatic charge.

Our recommendation for accessories for the hygienic use of humidifiers:

The humidifiers from Trotec only require tap water for the humidification process. Other manufacturers' models generally require distilled water.

We strongly recommend that you use a suitable hygiene agent to prevent germs, algae, mould or bacteria from forming in the humidifier's water tank. Such formations are often accompanied by strong smells which can be especially pungent or nauseating.

The choice of hygiene agent depends on the water quality (chalk content), the effective evaporation performance and very much on one's own personal standards of hygiene. As a rule, one hygiene agent is enough though.

We do, however, recommend that you use a combination of both the SecoSan® Stick and LiQVit in rooms which are subjected to high levels of dust or other forms of contamination.



SecoSan® Stick

The convenient solution for safe water conservation: simply place the SecoSan® Stick into your water tank where it will reliably prevent germs, algae, mould and bacteria (bio film) from growing for 6 months – tested by leading German testing institutes. When you wish to replace the water, just take out the Stick and use it again whenever you need it.

Only the SecoSan® active agent has a patent produced ion reservoir whose microporous surface has a self-renewing and self-regulating effect that guarantees a constant long-term effect in the treated water – and no chance of over or underdosing!

In contrast to classic refill products the SecoSan® Stick, which is available

in different sizes, only incurs costs once every 6 months.

"SecoSan® Stick 20"

Article number 6.100.004.115

LiQVit

Like the SecoSan® Stick, "LiQVit" prevents the formation of germs and algae. This hygiene agent also reduces the surface tension of the water which in turn leads to an increase in evaporation performance.

The product life of the evaporation filter can be extended by reducing the number of mineral deposits.

"LiQVit" is very yielding: one cap (25 ml) is enough for 10 litres (2.2 gals) of water.



"LiQVit"

1,000 ml, Article no. 6.100.004.185
250 ml, Article no. 6.100.004.181

B 300

Humidification at its best



The B 300 is a successful synthesis of perfect design matched with cutting edge humidification technology "made in Germany". Its highly decorative design harmonizes effortlessly with any environment allowing it to blend seamlessly into its surroundings.

The cutting-edge technology behind the sophisticated exterior design ensures high humidification performance and an extremely quiet operating mode.

The B 300 works according to the natural principle of evaporation; scale or condensation formation cannot occur and the air cannot be oversaturated.

Humidification, cleaning, disinfection – all fully automatically ...

The B 300's intelligent control technology makes it possible:

It only takes two key settings and the appliance automatically takes over con-



The key lock allows you to protect the appliance against unauthorized use – ideal for use in public places, practices etc.

The clearly arranged operating panel delivers detailed information regarding the existing and the

targeted relative humidity value, the selected fan stage and the current liquid level in the water tank.

The appliance switches off automatically when it has reached a minimum level and an optical signal signifies that the appliance has to be filled up again.

Consumable article (accessories): filter disc (Article number 6.100.004.055), evaporation filter (Article number 6.100.004.050). Other feature options like automatic water supply via solenoid valve, water monitor or safety pressure hose on request.

Effective air purification using a multistage filter system

The humidifier is not only equipped with an evaporation filter, but also an air filter in the air intake area and an integrated UV lamp whose UV-C rays effectively disinfect and clean the service reservoir and kill germs in the suctioned in ambient air.



The humidifier is built with corrosion-proof materials and is especially easy to clean: because of the well thought through construction, the humidifier can be disassembled for cleaning and servicing without using tools.



B 300 – BENEFITS IN PRACTICE:

High-performance humidifier with multistage fan and large-sized water tank

UV lamp for the effective disinfection of the service reservoir

Fully-automatic operation – electronic control via moisture sensor

Easy to clean, corrosion-proof construction in a superior design

Clearly arranged operating panel with displays for the actual value and the target value, RH, fan stage and water level

High evaporation performance

No scale deposits on furniture

Keypad lock to protect adjustments to settings by unauthorized personnel

B 400 – BENEFITS IN PRACTICE:

Clearly designed operating panel with hygrostat and fan control and level indicators

Rotating evaporation fleece cleans and washes the air

2-speed fan

Automatic power-off

Adjustable vent grid

Robust, powder-coated sheet steel construction

With built-in brace for optimal air circulation



B 400

Powerful disc humidifier for large rooms



The B 400 combines great evaporation performance with economical continuous operation in a sturdy housing.

The hygrostatically controlled disc humidifier directs the drawn-in air through a rotating, fleece-covered humidifying drum which moves through a water bath. Thanks to the permanent rotation,

Consumable article (accessories): Filter disc (Article number 6.100.004.040), Filter oblong (Article number 6.100.004.020). Other feature options like automatic water supply on request.

the air is effectively washed and at the same time humidified before being evenly distributed back into the air in the room without condensation, by means of a 2-speed fan.

The B 400's quiet-running synchronous motor enables even large rooms to be humidified without running up large electricity bills.

Thanks to the rotation technology and evaporation fleece, regular maintenance can be carried out quickly and easily.



All parts are easily removable and can be washed out under running water.

The water level is indicated on the operating panel. If the water tank is empty, the B 400 switches off automatically and a status lamp indicates that the water tank should be refilled. Refilling is carried out via the convenient filler tube on top with quick fastening cap.



B 500 radio

State-of-the-art hygiene technology !



Radio-controlled humidification, cleaning and filtration ...

The B 500 operates by the evaporation principle. Lime scale and condensation cannot occur, and excessive humidification of the air is impossible.

The electronically controlled humidifier is virtually silent in operation. Its particularly quiet radial fan can be controlled manually with four output levels, or fully automatically. An integrated hygrostat, which can be calibrated, regulates the desired humidity. The infrared remote control ensures safe operation of the humidifier: unauthorised personnel cannot tamper with the settings on the device!

Added safety thanks to the self-diagnosis system ...

The clearly designed operating display with user-controlled menu provides information about all operating settings such as water level, fan speed and relative humidity. The self-diagnostic system indicates necessary filter replacement and any faults, including error

codes. Error messages can also be relayed directly to an external or central alarm system if required by means of an integrated alarm relay.

Besides thoroughly moistening the air, the device also cleans and filters the air, removes dust and prevents the build-up of electrostatic charges.

Radio sensor measurements up to a distance of 30 m

The wireless radio sensor system is able to provide even more accurate and stable measurements.

The battery-powered sensor is simply placed somewhere in the measuring area¹⁾ where it can go unnoticed – on a wall or a ceiling, for example – where it can then carry out regular readings and monitor the humidifier up to a distance of 30 metres.

An alarm signal sounds automatically when the batteries are low to remind the user that they need replacing.

Simple maintenance and care thanks to modular construction ...

The B 500's plastic housing is antistatic, resistant to acids and alkalis, and is corrosion-resistant and sturdy. Due to the modular design, the individual assemblies can be easily removed for cleaning and maintenance without the use of tools – moving parts are protected behind grilles.

Furthermore the device is fitted with baffles in the water tank and switches off automatically when the tank is empty. The B 500 can also be optionally equipped with a manual or automatic flushing device to reduce salt concentrations and to prevent scaling.

Additionally, an alternative version of the B 500 is available with an integrated automatic water supply (Article number 1.160.000.501). Other feature options like UV sterilisation unit, water monitor, safety collecting basin, safety pressure hose, safety water sensor, activated charcoal cleaning filter set, air hood, automatic or manual flushing device with flushing pump on request. **Consumable article (accessories):** bio filter (Article number 6.100.004.030).

¹⁾ Minimum distance from appliance 2 m

B 500 RADIO – BENEFITS IN PRACTICE:

IR remote control for secure operation: unauthorised personnel cannot tamper with the settings

UV lamp for the effective disinfection of the service reservoir (accessory)

Accurate radio sensor measurement for precise humidity control

Central operating panel with an overview of all operating settings

Self-diagnostic system

Built-in baffles

Labyrinth filter system and cleaning filter set for air cleaning

Technical data	B 250	B 300	B 400	B 500 radio
Article number	1.160.000.250	1.160.000.300	1.160.000.400	1.160.000.500
Air flow rate max. [m³/h]	500	600	800	800
Input voltage [V/Hz]	230 / 50	230 / 50	220-240 / 50	230 / 50
Power input [kW]	0.050	0.058	0.053	0.125
Evaporation rate approx. [l/24 h max.]	28.8 *	33.6	60	60
Fan stages	2	2	2	4
Suitable for rooms [m³]	up to approx. 450	up to approx. 600	up to approx. 900	up to approx. 1,050
RH control	Hygrostat, internal	Moisture sensor, internal	Hygrostat, internal	Radio sensor
Water reservoir approx. [l]	25	25	34	50
Air filter	integrated	integrated	integrated**	integrated
UV lamp	–	integrated	–	Accessories
Remote control	–	–	–	yes
Sound level (distance 3 m) [dB(A)]	34 - 40***	32 - 42***	29 - 42***	32 - 44***
Mobility	Transport rollers			
Length [mm]	300	410	316	365
Width [mm]	600	740	625	755
Height [mm]	670	710	720	620
Weight (empty) approx. [kg]	20	21	19	24
Available colours	grey-white	silver-grey	grey-white	white / light grey / anthracite
Recommended accessories	LiQVit, SecoSan® Stick			

* at 23 °C / 45% RH ** air filtering/cleaning via rotating evaporation fleece *** depending on fan stage

A FEW PRACTICAL BENEFITS:

Integrated oil burner with Danfoss® pump (except for IDS 900)

Electronic flame trap

Overheating thermostat

Stainless steel combustion chamber

Heat exchanger (high-temperature resistant from IDS 45 onward)

Fully automatic after-cooling

Double-walled housing for optimum soundproofing and insulation

Integrated fuel tank (except for IDS 30 F)

Suitable for the fully automated use with external thermostat or timer switch (except for IDS 20 D)

Oil pre-warming (optional, from IDS 45 onward)

Connection facility for air transport hose



IDS oil heater fans

The oil heaters of the IDS series also impress by their attractive value-for-money ratio and are particularly suited for quick, uncomplicated heating of storage spaces, workshops, construction sites, greenhouses or stables.



Heating know-how:



More information regarding the different types of heating devices including a functional description and application focus can be found at

uk.trotec.com/heater_guide

Just set it up, switch it on and start heating...

The oil heater fans of the IDS series with their robust and simple design have everything you need for an immediate economic heating application:

The integrated fuel tank renders additional external oil tanks redundant and provides you with a high degree of flexibility when choosing the operating site. Owing to the carriage with large wheels, transport and a quick set-up can be carried out easily by one person even on building sites or uneven terrain.

Due to their sound and ingeniously simple design, these devices guarantee

high reliability with a minimum amount of maintenance required.

Evidently, safety comes first also with the oil heater fans of the IDS series:

The devices as standard come equipped with an electronic flame trap, safety thermostat for overheating protection and fully automatic after-cooling. The double-walled housing with protective coating offers an effective soundproofing and increased safety at work, for the surface temperature of the outer casing and thus the risk of injuries is minimized.

The oil heater fans of the IDS series are prepared for the fully automatic operation controlled by a thermostat. A comprehensive range of accessories is available to you for many a challenge.

Direct (non-storage) heating models:

IDS 20 D and IDS 30 D provide mobile heating power with 100 % efficiency – exactly where needed. Both direct heaters are ideally suited for heating well-ventilated stables or construction sites in winter and also for defrosting machines, vehicles or pipes.



Whether it's a new model you are looking for or a reconditioned one, whether you are thinking of buying or leasing –

Trotec provides you the ideal solution for every demand: Visit the Trotec Shop to find out more about great deals on our new products, our super special offers and our wide selection of demonstration, reconditioned and specially-priced products. For more information go to www.trotec.com or directly use the QR Code.

Indirect (via storage medium) oil heater fan IDS 900

The greatest model of the IDS series was especially designed for heating individual halls or several rooms and comes equipped with a flow-optimized stainless steel combustion chamber for a particularly high efficiency and with an exceptionally powerful axial fan.

The compact construction comprises a robust, epoxy coated steel frame with double-walled housing for optimum soundproofing and insulation.

Function related, the delivery of oil heater fan IDS 900 does not include an integrated fuel container, which is why the use of an external tank is

recommended for automated continuous heating.

Optionally available is also an oil tank pedestal with a capacity of 208 litres.

ADDITIONAL ADVANTAGES IDS 900:

Automatic ventilation controlled by thermostat

Oil filter

Electric control box

Robust steel frame with epoxy coating

High efficiency by means of flow-optimized stainless steel combustion chamber

Fully automatic after-cooling

Combustion chamber pre-heating

Summer/winter selection switch for an optional ventilation without heating function

Trotec

Dehumidification

Humidification



Mobile tent heater IDS 30 F

A FEW PRACTICAL BENEFITS:

100 % clean heat

High level of efficiency

Stainless steel combustion chamber

Electronic flame trap

Overheating thermostat

Double-walled housing for optimum soundproofing and insulation

No integrated tank

Robust frame with shock protection, standing feet and 4 handles

Mounted hose connector

Flue pipe and rain cap included in the scope of delivery



The indirect oil heater fan IDS 30 F was specifically developed for the mobile application as tent heater.

This easily portable device has a robust frame with shock protection and handles.

We deliberately decided against integrating a tank in the IDS 30 F so that users can benefit from not only the lesser weight but also from time-saving loading since it is not necessary to drain the tank completely of residues. The absent tank also means that no additional

transport or insurance documents are required for transport and storage.

The fuel supply of the oil heater fan IDS 30 F can be effected either via a large external tank or jerrycan – appropriate accessories for both types of application are available.

Its robust construction, the many practice-oriented handling characteristics and flexible application, transport and storage possibilities render the tent heater IDS 30 F the ideal solution for emergency and rescue services or municipal support organizations.

Heating

Ventilation

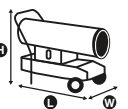

















Air conditioning

Air cleaning

Disinfection and
Odour neutralization



















Accessories

← IDS oil heater fans – further information ...

Technical data		IDS 20	IDS 20 D	IDS 30	IDS 30 D	IDS 30 F
Article number		1.430.000.120	1.430.000.020	1.430.000.125	1.430.000.025	1.430.000.128
Method of heating		indirect	direct	indirect	direct	indirect
Amount of air [m³/h]		550	350	1,150	605	1,150
Fan		Axial fan	Axial fan	Axial fan	Axial fan	Axial fan
Max. nominal heat input [kW]		23.4	20	34.1	38.4	34.1
Nominal heat output [kW (kcal)]		19.6 (16,853)	20 (17,200)	28.8 (24,764)	38.4 (33,020)	28.8 (24,764)
Increase in temperature ³ ΔT [°C]		95	100	70	75	70
Input voltage [V/Hz]		230/50	230/50	230/50	230/50	230/50
Current consumption [A]		1.25	1.0	1.56	1.25	1.56
Max. oil consumption [l/h]		2.23	2.04	3.25	3.66	3.25
Air transport hose connector ø [mm]		–	–	300 ¹	–	300
Chimney connection ø [mm]		120	–	150	–	150
Thermostat connection		Series	–	Series	Series	Series
Tank capacity [l]		42	17	42	42	–
Sound level (distance 1 m) [dB(A)]		70	67	75.3	69	75.3
Length [mm]		1,075	720	1,175	1,050	1,270
Width [mm]		440	300	400	400	470
Height [mm]		615	450	605	520	720
Weight [kg]		36	20	48	20	56
Available accessories		IDS 20	IDS 20 D	IDS 30	IDS 30 D	IDS 30 F
Hose connector		–	–	1 x ø 300 mm, Article no. 6.100.006.163	–	1 x ø 300 mm, Standard equipment
Two-way hose distributor		–	–	–	–	–
Four-way hose distributor		–	–	–	–	–
Thermostat with 10 m cable		Article no. 6.100.007.016	–	Article no. 6.100.007.016	Article no. 6.100.007.016	Article no. 6.100.007.016
Connection kit for external oil tank		–	–	Article no. 6.100.006.185	–	Article no. 6.100.006.185
Oil pre-warming		–	–	–	–	–
Adapter set tank set-oil hose		–	–	Article no. 7.210.000.003	–	Article no. 7.210.000.003
Tank line with quick couplings, length 5 m		–	–	Article no. 6.100.006.037 ⁴	–	Article no. 6.100.006.037 ⁴
Connection kit for external canister tank		–	–	–	–	Article no. 6.100.006.184
Tank liquid level indication		Article no. 6.100.006.160	Article no. 6.100.006.160	Article no. 6.100.006.160	Article no. 6.100.006.160	Article no. 6.100.006.160
Filler neck oil filter		Article no. 6.100.006.161	Article no. 6.100.006.161	Article no. 6.100.006.161	Article no. 6.100.006.161	Article no. 6.100.006.161
Oil tank pedestal IDS 900, capacity 208 litres		–	–	–	–	–
Exhaust gas pipe rigid, length 1 m		Article no. 6.100.006.212	–	Article no. 6.100.006.210	–	Standard equipment
90° arc connection for exhaust gas pipe		Article no. 6.100.006.218	–	Article no. 6.100.006.216	–	Article no. 6.100.006.216
Exhaust gas pipe rain cover		Article no. 6.100.006.224	–	Article no. 6.100.006.222	–	Standard equipment
Crane lifting eyelets (four included in set)		–	–	–	–	–
Air hose Tronect SP-C ² , length 7.6 m		–	–	Article no. 6.100.001.265	–	Article no. 6.100.001.265

¹ optionally available accessories required; ² Further air transport hoses can be found starting from catalogue page 176.

³ ΔT indicates the temperature increase. The outlet air temperature is calculated from ΔT + ambient temperature. Example calculation for IDS 100 oil heater fan at an ambient temperature of 20 °C: ΔT (75) + 20 = 95. Thus, the example gives an outlet air temperature of 95 °C.


Technical data		IDS 45	IDS 80	IDS 100	IDS 900	
Article number		1.430.000.130	1.430.000.135	1.430.000.140	1.430.000.161	Trotec
Method of heating		indirect	indirect	indirect	indirect	
Amount of air [m³/h]		2,500	4,300	5,500	17,000	
Fan		Axial fan	Axial fan	Axial fan	Axial fan	
Max. nominal heat input [kW]		58.6	91	117.26	236	
Nominal heat output [kW (kcal)]		52.5 (45,142)	80.2 (68,960)	105.54 (90,748)	217 (186,586)	Dehumidification
Increase in temperature ³ ΔT [°C]		66	77	75	55	
Input voltage [V / Hz]		230 / 50	230 / 50	230 / 50	230 / 50	
Current consumption [A]		3.8	6.4	8.35	11.2	
Max. oil consumption [l / h]		5.59	8.64	10.79	21.69	
Air transport hose connector ø [mm]		350 ¹	400 ¹	500 ¹	700	Humidification
Chimney connection ø [mm]		150	150	150	200	
Thermostat connection		Series	Series	Series	Series	
Tank capacity [l]		65	105	135	200 ¹	
Sound level (distance 1 m) [dB(A)]		72	75	76	69	
Length [mm]		1,310	1,690	1,870	2,245	Heating
Width [mm]		510	620	660	982	
Height [mm]		965	1,050	1,210	1,584	
Weight [kg]		81	110	149	351	
Available accessories		IDS 45	IDS 80	IDS 100	IDS 900	
Hose connector		1 x ø 350 mm, Article no. 6.100.006.164	1 x ø 400 mm, Article no. 6.100.006.165	1 x ø 500 mm, Article no. 6.100.006.171	1 x ø 700 mm, Standard equipment	Ventilation
Two-way hose distributor		2 x ø 300 mm, Article no. 6.100.006.166	2 x ø 300 mm, Article no. 6.100.006.167	2 x ø 400 mm, Article no. 6.100.006.172	2 x ø 600 mm, Article no. 6.100.006.174	
Four-way hose distributor		–	–	–	4 x ø 400 mm, Article no. 6.100.006.175	
Thermostat with 10 m cable		Article no. 6.100.007.016	Article no. 6.100.007.016	Article no. 6.100.007.016	Article no. 6.100.007.016	
Connection kit for external oil tank		Article no. 6.100.006.168	Article no. 6.100.006.168	Article no. 6.100.006.168	Standard equipment	
Oil pre-warming		Article no. 6.100.006.169	Article no. 6.100.006.169	Article no. 6.100.006.173	Article no. 6.100.006.177	Air conditioning
Adapter set tank set-oil hose		Article no. 7.210.000.003	Article no. 7.210.000.003	Article no. 7.210.000.003	–	
Tank line with quick couplings, length 5 m		Article no. 6.100.006.037 ⁴	Article no. 6.100.006.037 ⁴	Article no. 6.100.006.037 ⁴	–	
Connection kit for external canister tank		–	–	–	–	
Tank liquid level indication		Article no. 6.100.006.160	Article no. 6.100.006.160	Article no. 6.100.006.170	–	
Filler neck oil filter		Article no. 6.100.006.161	Article no. 6.100.006.161	Article no. 6.100.006.161	Article no. 6.100.006.161	Air cleaning
Oil tank pedestal IDS 900, capacity 208 litres		–	–	–	Article no. 6.100.006.176	
Exhaust gas pipe rigid, length 1 m		Article no. 6.100.006.210	Article no. 6.100.006.210	Article no. 6.100.006.210	Article no. 6.100.006.214	
90° arc connection for exhaust gas pipe		Article no. 6.100.006.216	Article no. 6.100.006.216	Article no. 6.100.006.216	Article no. 6.100.006.220	
Exhaust gas pipe rain cover		Article no. 6.100.006.222	Article no. 6.100.006.222	Article no. 6.100.006.222	Article no. 6.100.006.226	
Crane lifting eyelets (four included in set)		Article no. 6.100.006.162	Article no. 6.100.006.162	–	–	Disinfection and Odour neutralization
Air hose Tronect SP-C ² , length 7.6 m		Article no. 6.100.001.266	Article no. 6.100.001.267	Article no. 6.100.001.270	Article no. 6.100.001.275	
						Accessories

⁴ in conjunction with adapter set tank set-oil hose (required accessories)

⁴ in conjunction with adapter set tank set-oil hose (required accessories)

A FEW PRACTICAL BENEFITS:

Particularly economic solution for standard oil heating

Durable housing made of doubly coated sheet steel

Integrated fuel tank with filling level indication

Electronic flame trap

Overheating protection

Stainless steel combustion chamber

Integrated thermostat

Connection for external thermostat

Carriage for an easy change of location (except IDE 20 D)

Heating know-how:



More information regarding the different types of heating devices including a functional description and application focus can be found at

uk.trotec.com/heater_guide

IDE oil heater fans

Space heater and sensational bargain in one – the reliable, cost-effective solution for typical oil heating applications on construction sites, in halls and workshops or in agriculture.



Trotec has the optimum oil heating unit on offer for your requirements:



IDE OIL HEATER FANS

The oil heater fans of the IDE series are cost-effective solutions with sound technology for typical standard heating tasks with direct, on-site warmth.



IDS OIL HEATER FANS

In contrast, the robust oil heater fans of the IDS pro series with their high air flow rates were also designed for flexible heating applications over longer distances covered by warm air hoses.

IDS oil heater fans can be found from page 58 onwards...



Whether direct or indirect – Trotec's IDE series offers you maximum heating power for any heating applications at all times

Direct oil heaters of the IDE series

The direct oil heaters of the IDE series are optimally suited for outdoor use, e.g. for heating outdoor construction sites and agricultural areas, or for use inside well-ventilated interior spaces, for they emit 100% of the heat they produce. Hence, direct heaters also have no chimney. Or in other words, this process yields a heating power efficiency of 100%.

In a directly heated system the fan blowing out the heated air also brings along combustion air.

First, fuel is atomised, ignited and burned in the combustion chamber. Then the hot gases are admixed to the main air current of the fan in accurate proportions.

In addition to heat, direct heaters thus also emit combustion gases directly into the room. For this reason, they are unsuitable for poorly ventilated, closed rooms used by people or animals.

Since plenty of moisture is released during combustion, direct heaters should never be used for construction drying.

Indirect oil heaters of the IDE series

The indirect oil heaters are ideally suited for rooms in which ventilation is only possible to a certain extent, but which are still used by people or animals. They are also a good choice for speeding up construction drying as well as in rooms where there is a fire hazard due to combustible substances.

In case of indirect heaters, the air to be heated is completely isolated from the combustion chamber. The air is heated

while flowing past the enlarged area of the combustion chamber, the heat exchanger. To be sure, the fan blowing out warm air also provides the required combustion air, but the combustion products are led away into the open air through a chimney.

Thus, in order to obtain both clean and dry warmth, we recommend using an indirect heater.

Unlike direct heaters, they do not emit any combustion products or water vapour into the room air, provided that the optionally available flue gas discharge is used.

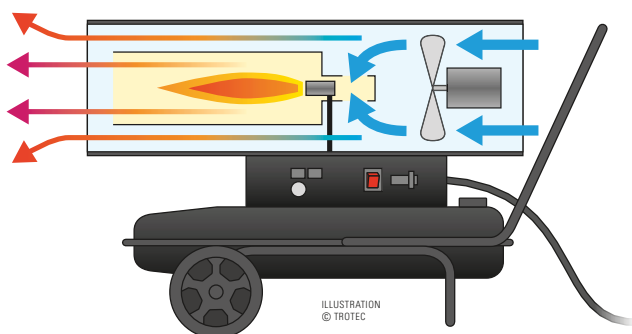


ILLUSTRATION
© TROTEC

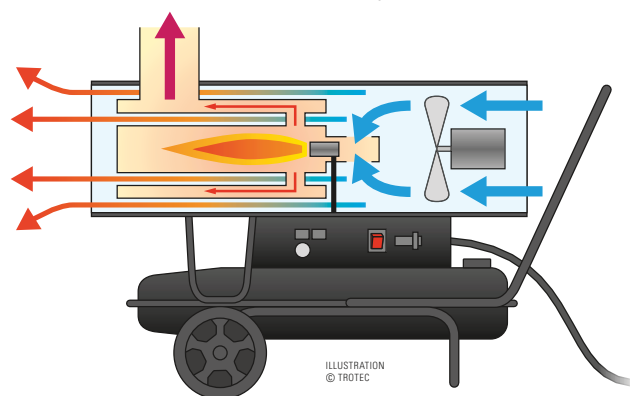



ILLUSTRATION
© TROTEC

Model-specific equipment differences	IDE 20	IDE 30	IDE 50	IDE 60	IDE 80	IDE 20 D	IDE 30 D	IDE 50 D	IDE 60 D	IDE 100 D
Tank filling level indication ①	■	■	■	■	■	■	■	■	■	■
External fuel filter ②	-	■	■	■	■	-	-	-	-	■
Cable holder ③	-	■	■	■	■	-	-	-	-	■
Electronic thermostat ④	-	■	■	■	■	-	-	-	-	■
Analogue thermostat ⑤	■	-	-	-	-	■	■	■	■	-
Danfoss® pump ⑦	-	■	■	■	■	-	-	-	-	■

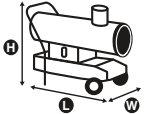











For a need-based temperature adjustment, the IDE devices are equipped with an integrated thermostat, either as an analogue version ⑤ or as an electronic version with additional dual display of the nominal and actual value ④, depending on the model. Moreover, all IDE device are fitted with a connection for an external thermostat ⑥ allowing you to measure and control the temperature at a distance of up to 25 metres from the place to be heated (thermostat optionally available).

To ensure constant firing of the stainless steel combustion chamber, the fuel supply of many IDE devices is effected by means of a high-quality Danfoss® injection pump ⑦.

Indirectly fired IDE oil heater fans



Technical data		IDE 20	IDE 30	IDE 50	IDE 60	IDE 80
Article number		1.430.000.215	1.430.000.220	1.430.000.230	1.430.000.235	1.430.000.240
Method of heating		indirect	indirect	indirect	indirect	indirect
Amount of air [m³/h]		600	780	2,000	2,000	2,000
Fan		Axial fan	Axial fan	Axial fan	Axial fan	Axial fan
Nominal heat output [kW (kcal)]		20 (17,200)	30 (25,800)	50 (44,100)	60 (51,600)	80 (68,800)
Increase in temperature ¹ ΔT [°C]		90	95	95	90	105
Input voltage [V/Hz]		230 / 50	230 / 50	230 / 50	230 / 50	230 / 50
Current consumption [A]		1.1	1.5	3.2	3.2	3.3
Max. oil consumption [l/h]		1.9	2.4	4.8	5.7	7.6
Outlet nozzle / hose connection ø [mm]		–	300 ²	400 / 440 ²	400 / 440 ²	400 / 440 ²
Chimney connection ø [mm]		120	120	150	150	150
Integrated thermostat		Series	Series	Series	Series	Series
Connection for external thermostat		Series	Series	Series	Series	Series
Fuel feed		Compressor	Danfoss® pump	Danfoss® pump	Danfoss® pump	Danfoss® pump
Fuel filter		Series	Series	Series	Series	Series
Tank capacity [l]		24	50	69	69	69
Sound level (distance 1 m) [dB(A)]		79	75	79	79	80
Length [mm] ³		900	1,107	1,365	1,370	1,370
Width [mm]		450	498	600	560	560
Height [mm]		645	766	985	995	995
Weight [kg]		22.2	34.5	60.5	59	59
Available accessories		IDE 20	IDE 30	IDE 50	IDE 60	IDE 80
Hose connector		–	ø 300 mm, Article no. 6.100.006.180	ø 440 mm, Article no. 6.100.006.179	ø 440 mm, Article no. 6.100.006.179	ø 440 mm, Article no. 6.100.006.179
External thermostat with 25 m cable		Article no. 6.100.006.113	Article no. 6.100.006.112	Article no. 6.100.006.112	Article no. 6.100.006.112	Article no. 6.100.006.112
Exhaust gas pipe rigid, length 1 m		Article no. 6.100.006.212	Article no. 6.100.006.212	Article no. 6.100.006.210	Article no. 6.100.006.210	Article no. 6.100.006.210
90° arc connection for exhaust gas pipe		Article no. 6.100.006.218	Article no. 6.100.006.218	Article no. 6.100.006.216	Article no. 6.100.006.216	Article no. 6.100.006.216
Exhaust gas pipe rain cover		Article no. 6.100.006.224	Article no. 6.100.006.224	Article no. 6.100.006.222	Article no. 6.100.006.222	Article no. 6.100.006.222
Air hose Tronect SP-C ⁵		–	Article no. 6.100.001.265	Article no. 6.100.001.270	Article no. 6.100.001.270	Article no. 6.100.001.270
Connection kit for external oil tank		–	Article no. 6.100.006.183	Article no. 6.100.006.183	Article no. 6.100.006.183	Article no. 6.100.006.183
Adapter set tank set-oil hose		–	Article no. 7.210.000.003	Article no. 7.210.000.003	Article no. 7.210.000.003	Article no. 7.210.000.003
Tank line with quick couplings, length 5 m		–	Article no. 6.100.006.037 ⁴	Article no. 6.100.006.037 ⁴	Article no. 6.100.006.037 ⁴	Article no. 6.100.006.037 ⁴



Directly fired IDE oil heater fans (D)



Technical data	IDE 20 D	IDE 30 D	IDE 50 D	IDE 60 D	IDE 100 D
Article number	1.430.000.050	1.430.000.065	1.430.000.070	1.430.000.074	1.430.000.090
Method of heating	direct	direct	direct	direct	direct
Amount of air [m³/h]	550	720	750	1,100	1,300
Fan	Axial fan	Axial fan	Axial fan	Axial fan	Axial fan
Nominal heat output [kW (kcal)]	20 (17,200)	30 (25,800)	51 (43,000)	60 (51,600)	100 (85,985)
Increase in temperature ¹ ΔT [°C]	140	210	180	150	350
Input voltage [V/Hz]	230 / 50	230 / 50	220-240 / 50	230 / 50	220-240 / 50
Current consumption [A]	0.71	1.25	1.25	1.5	2.7
Max. oil consumption [l/h]	1.9	2.8	4.8	5.7	9.5
Outlet nozzle / hose connection ø [mm]	–	–	–	–	–
Chimney connection ø [mm]	–	–	–	–	–
Integrated thermostat	Series	Series	Series	Series	Series
Connection for external thermostat	Series	Series	Series	Series	Series
Fuel feed	Compressor	Compressor	Compressor	Compressor	Danfoss® pump
Fuel filter	–	–	–	–	Series
Tank capacity [l]	12	19	38	56	69
Sound level (distance 1 m) [dB(A)]	76	76	77	70	80
Length [mm] ³	650	830	860	1,050	1,210
Width [mm]	265	430	456	490	582
Height [mm]	395	560	600	615	718
Weight [kg]	10	18	22	27.5	41
Available accessories	IDE 20 D	IDE 30 D	IDE 50 D	IDE 60 D	IDE 100 D
External thermostat with 25 m cable	Article no. 6.100.006.113	Article no. 6.100.006.113	Article no. 6.100.006.113	Article no. 6.100.006.113	Article no. 6.100.006.113
Connection kit for external oil tank	–	Article no. 6.100.006.183	Article no. 6.100.006.183	Article no. 6.100.006.183	Article no. 6.100.006.183
Adapter set tank set-oil hose	–	Article no. 7.210.000.003	Article no. 7.210.000.003	Article no. 7.210.000.003	Article no. 7.210.000.003
Tank line with quick couplings, length 5 m	–	Article no. 6.100.006.037 ⁴	Article no. 6.100.006.037 ⁴	Article no. 6.100.006.037 ⁴	Article no. 6.100.006.037 ⁴

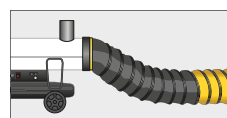
¹ ΔT marks the temperature increase.
The outlet air temperature is calculated from ΔT + ambient temperature.
Example calculation for IDE 50 oil heater fan at an ambient temperature of 20 °C: ΔT (62) + 20 = 82.
Thus, the example gives an outlet air temperature of 82 °C.;

² optionally available accessories by request; ³ mounted;

⁴ in conjunction with adapter set tank set-oil hose (required accessories)

⁵ more air transport hoses you can find at page 176 of the catalogue;
Important: The hose usable length of a forementioned device is for max. 4 m restricted!

Tronect hoses with standard usable length of 7,6 m lead to forced switch-off and have to be shortened from the used side of max. 4 m.



Note: Only the black 2 m PVC part of the Tronect SP-C combination hose is designed for the high outlet air temperatures at the oil heaters' hose connection.
Therefore, only connect the black PVC hose end directly to the heater!

A FEW PRACTICAL BENEFITS:

Effective radiant heat
without air circulation

Quiet burner technology

Robust and compact design

Thermostatically regulated

LED display for room temperatures
and desired temperatures

Thermally insulated carrying handle

Exchangeable, external fuel filter

Safety thermostat
and overheating protection

Tank filling level indication

Infrared radiant oil heater IRO 15

Powerful spot heating by radiant heat without air circulation

The compact IRO 15 is the ideal heating device for the economical spot heating of well-ventilated areas.

The 20 kW infrared oil heater IRO 15 generates effective radiant heat which is not transported via the air, but via light waves and which heats up objects and surfaces immediately.

As no air circulation takes place when this type of heating is used, no dust is raised either – which makes it perfect for the use in dusty rooms with large amounts of liquid or for drying coatings and paint.

Also benefit from the quick heating effect of this device:

In contrast to air heaters, which only warm the air slowly, the heat radiation of the IRO 15

directly starts after switch-on – without any preheating costs and waiting period, 100 % of radiant heat go from the heating device to the object that is heated – almost without any losses.

This infrared radiant oil heater not only heats especially efficiently, but also very quietly, since the IRO 15 only generates half the noise of a comparable direct oil heater fan!

Possible use:

- Targeted spot heating in well-ventilated rooms or storage areas
- Dust-free drying of walls, coatings and paint
- De-icing of machinery and pipes
- Construction site heating



Heating know-how:

More information regarding the different types of heating devices including a functional description and application focus can be found at

uk.trotec.com/heater_guide



Whether it's a new model you are looking for or a reconditioned one, whether you are thinking of buying or leasing – Trotec provides you the ideal solution for every demand: Visit the Trotec Shop to find out more about great deals on our new products, our super special offers and our wide selection of demonstration, reconditioned and specially-priced products. For more information go to www.trotec.com or directly use the QR Code.

Effective spot heating with radiant heat

Just like other direct oil heaters the IRO 15 can be fired with Diesel, which is often more cost-effective as gas or electricity. In contrast to direct heaters, the heat generated, however, is not emitted directly into the air, but is used to heat a radiant panel.

While the cooling fan cools the ceramic insulation chamber from the outside with drawn-in ambient air, the burner is supplied with air via the integrated fan, which, together with fuel sucked in

from the tank, is sprayed into the combustion chamber through a nozzle under high pressure and is burnt at maximum heat generation. As a result, the radiant panel heats up to such an extent that it emits targeted IR radiant heat.

By means of short infrared waves, the IRO 15 in this way supplies effective heat without air circulation directly to the places where it is needed, since infrared radiation directly heats the corresponding spots and not the ambient air.

- ① Drawn in cooling air
- ② Fuel tank
- ③ Combustion chamber of ceramic fibre
- ④ Burner unit with injection nozzle, pump and burner fan
- ⑤ Cooling fan
- ⑥ Radiant panel
- ⑦ Infrared radiant heat

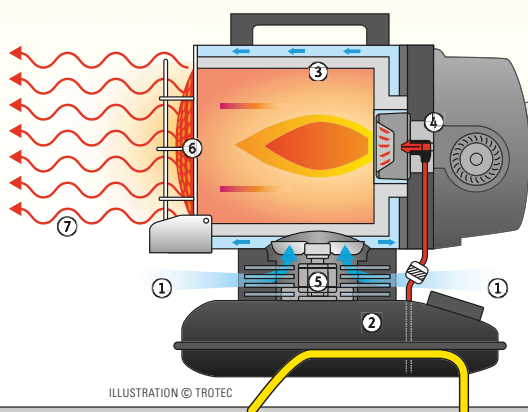
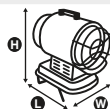


ILLUSTRATION © TROTEC

Technical data		IRO 15
Article number		1.430.000.310
Method of heating		Direct and infrared
Max. heating capacity [kW]		20
Current	Mains connection [V/Hz]	220 - 240/50
	Nominal current [A]	0.48
	Max. power input [kW]	0.11
Operation range [°C]		-20 to 40
Max. fuel consumption [l/h]		1.9
Tank capacity [l]		10.5
Sound level (distance 1 m) [dB(A)]		65
Type of protection		IPX4
Length [mm]		575
Width [mm]		340
Height [mm]		635
Weight [kg]		18
Functions and features		IRO 15
Thermostatically regulated		■
LED display showing the room temperature and the desired temperature		■
Tank filling level indication		■
Overheating protection	Safety thermostat	■
	Overheating fuse	■
Burner	Control	Flame monitoring with automatic post cooling
	System	High-pressure atomization burner
Scope of delivery	IRO 15, partially assembled, incl. transport handle, fuel filter, protective grid, protective plate, foot and mounting screws	




By means of the integrated thermostat the desired temperature can be set via the LED display in the form of numerical values. In heating operation the display indicates the room temperature.



Thanks to its compact design and its robust carrying handle the IRO 15 can be conveniently carried to its place of installation.



The IRO 15 is equipped with an easily accessible tank filling nozzle, a fuel filter and an easy-to-read level indicator.



A FEW PRACTICAL BENEFITS:

Mobile propane heater fans with a heating capacity of up to 30 kW

Thermostatic and sensor-controlled safety devices for maximum protection

Individual buttons for gas flow and piezo ignition to prevent unintentional activation

Hard-wearing, robust metal construction

Thermally insulated carrying handle

Space heater in powder-coated corrugated sheet metal design

Secure footing due to slip-proof rubber feet

Turbo blower for a maximum of hot air current

Fan operation also possible without heating function

Pressure reducer and gas line already included in the scope of delivery

TGH-E gas heater fans

Budget-friendly instant heat produced by a heating capacity of up to 30 kW



When it comes to affordable instant heat for construction sites, workshops, stables or greenhouses, there is practically no other way than using a gas heating device. For gas is a low-priced energy source – and combined with the inexpensive heater fans of the TGH-E series it makes for one of the most economic and simultaneously effective instant heating solutions.

These robust branded gas heater fans not only impress with their outstanding value-for-money ratio, it goes without saying that safety is also a major priority with these propane heaters:

An integrated temperature sensor serves as flame failure protection and prevents the emission of unburnt gas.

Moreover, the standard equipment includes a safety thermostat for overheating protection which automatically interrupts the gas supply in case of overheating while the fan continues to run to ensure the necessary cooling.

The specially shaped discharge grille of the TGH-E models prevents direct contact with the flame whilst ensuring an optimally swirled, high-volume current of warm air. Last but not least, the thermally insulated transport handle permits the safe and simple transportation to the next operating site where – thanks to additionally fitted slip-proof rubber feet – the gas heater fan can be set up safely.

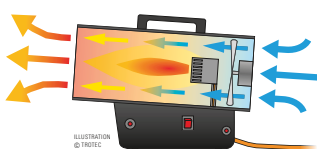
Owing to their extremely compact design, the heating devices can easily be transported even in the smallest of car boots.

The long connection cable increases your flexibility in selecting the installation site. Once in operation, agreeable warmth begins to spread immediately,

seeing as the integrated turbo blower ensures an effective air flow made up of sucked in ambient air and blown out warm air. Even larger rooms can quickly be heated in this manner.

For instance, you can use the gas heater fans of the TGH-E series for mobile spot heating of well-ventilated construction sites, workshops, storage spaces, garages, stables, greenhouses or else roofed outdoor areas, tents and marquees.

Rough operating conditions hardly matter to these heating devices, as they come with a hard-wearing, robust metal construction including space heater in powder-coated corrugated sheet metal design.



The gas-fired direct heaters of the TGH-E series suck in the ambient air through a turbo blower, then heat the main air current using a gas burner and finally discharge the heated air to the room.

Heating know-how: More information regarding the different types of heating devices including a functional description and application focus can be found at uk.trotec.com/heater_guide



Whether it's a new model you are looking for or a reconditioned one, whether you are thinking of buying or leasing – Trotec provides you the ideal solution for every demand: Visit the Trotec Shop to find out more about great deals on our new products, our super special offers and our wide selection of demonstration, reconditioned and specially-priced products. For more information go to www.trotec.com or directly use the QR Code.



The gas heater fans of the TGH-E series are easy-to-handle devices with individual buttons for gas flow and piezo ignition. The thermally insulated carrying handle also allows for simple transportation.



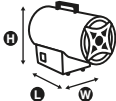

All gas heater fans of the TGH-E series come equipped with a robust and powerful metal-blade axial fan that can also be used for ventilation only, i.e. without heating.



Since connection hose and pressure reducer for connecting the gas cylinder are already included in the scope of delivery of each gas heating device, nothing more than a socket and a propane cylinder is required for the heating operation.

Gas heater fans of the TGH-E series – the compact and versatile solution for safe and effective instant heating



Technical data		TGH 11 E	TGH 16 E	TGH 31 E
Article number		1.420.000.011	1.420.000.021	1.420.000.031
Heating capacity [kW]		10	15	30
Gas	Type	propane	propane	propane
	Consumption [g/h]	730	1,090	2,180
	Gas cylinder capacity [kg]	≤ 33	≤ 33	≤ 33
Operating pressure [bar]		0.7	0.7	0.7
Fan stages		1	1	1
Air volume [m³/h]		580	580	1,000
Input voltage [V / Hz]		230 / 50	230 / 50	230 / 50
Nominal current consumption [A]		0.33	0.33	0.32
Max. power input [kW]		0.07	0.07	0.07
Protection class		I	I	I
Electric connection	Connection plug	CEE 7/4	CEE 7/4	CEE 7/4
	Cable length [m]	1.3	1.3	1.3
Ignition head		Piezo igniter	Piezo igniter	Piezo igniter
Flame failure protection		integrated	integrated	integrated
Overheating protection		95 °C	95 °C	110 °C
Mobility		portable	portable	portable
Length [mm]		380	380	475
Width [mm]		190	190	243
Height [mm]		305	305	375
Weight [kg]		4	4	6
Standard scope of delivery		gas heater fan, pressure reducer and gas line		
Available accessories		TGH 11 E	TGH 16 E	TGH 31 E
Professional extension cable		230 V, 2.5 mm², L 20 m, Article number 7.333.000.376	230 V, 2.5 mm², L 20 m, Article number 7.333.000.376	230 V, 2.5 mm², L 20 m, Article number 7.333.000.376

Trotec

Dehumidification

Humidification

Heating

Ventilation

Air conditioning

Air cleaning

Disinfection and
Odour neutralization

Accessories

A FEW PRACTICAL BENEFITS:

Professional quality
"made in Germany" –
originally produced by Trotec

Unique 4-in-1 devices:

- fully automatic room heating
- high-performance air purification and virus filtration – also with combined heating mode
- thermal decontamination of rooms and surfaces
- professional pest control

Ideally balanced system component programme provides a solution for various applications

Programmable touch display and USB-updateable control software

Simple operation:
Fully automatic and low-maintenance operation around the clock

Resource-efficient:
100 % environmentally friendly, no chemicals, no staff expenses



Both models are equipped with two power connections each for a cumulative heating output of max. 18 kW or 27 kW.

Stainless steel version for hygiene-sensitive areas

For areas with specific hygiene requirements, the TAC XT multi air handler is also available in stainless steel design.



Multi air handler TAC XT

The unique mobile 4-in-1 all-rounders for professional H14-HEPA air purification, high-performance room heating, thermal decontamination and thermal disinfestation.



**Exclusively
at Trotec!**



Heat, treat, repeat. HighPerformance for four different applications

The concept of a basic device that can be combined with variable equipment variations – all "made in Germany" – makes the TAC XT an ultimate air handler offering a brand new range of applications, and therefore the maximum investment security possible.

Up to 27 kW heating capacity, a ventilation performance up to 2,500 m³ that can be adjusted by means of several stages and an outlet temperature that can be flexibly set to 75 °C max. make the TAC XT an optimal device for many specific tasks.

Touchscreen and automatic control system for standard and special use

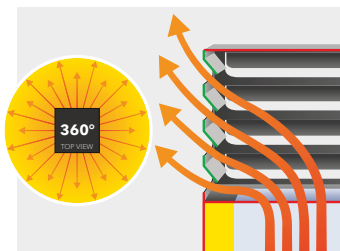
Each TAC XT comes equipped with different application programmes for HEPA air purification, room heating, thermal disinfestation and thermal decontamination of rooms and surfaces. All programmes can be adapted to the application purpose, e.g. to the respective room size, treatment type and duration or target temperature.



Whether it's a new model you are looking for or a reconditioned one, whether you are thinking of buying or leasing – Trotec provides you the ideal solution for every demand: Visit the Trotec Shop to find out more about great deals on our new products, our super special offers and our wide selection of demonstration, reconditioned and specially-priced products. For more information go to www.trotec.com or directly use the QR Code.

Application area 'room air heating'

The TAC XT as a mobile solution for a draught-free 360° heating of business rooms, emergency camps, halls, tents or ships' holds



Even distribution of warm air and clean air: The specific flap structure of the blowing-out towers (DualDecon and DualHeat) ensures an even and room-filling distribution of warm or clean air and also provides for surface cleaning. During the heating process, the all-directional airflow principle provides for pleasant and draught-free all-round warmth in every room. During decontamination, the room will be completely filled with hot air, even in hard-to-reach places.

The DualHeat blowing-out tower can be turned as required: The tower side serves to distribute warm air in the room, the connector side allows you to connect a hose.

Universal heating options – perfectly suited for rental companies of machines and events

With a TAC XT you can benefit from clean, filtered air and electric heat that is free from smoke and condensate.

In contrast to heating devices whose air current is horizontally focused, the TAC XT multi air handlers provide pleasant warm air more efficiently with vertical heat distribution.

The perfect solution for closed rooms. No oil tank, complicated installations or hose connections, but 100 % recirculation heat.

Also ideal for all areas where the existing heating system is not sufficient or not even available.

Fan performance, outlet temperature and further room parameters can be easily configured on the TAC XT by using the touchscreen. If required, you can also connect an external thermostat.



As standard, the DualDecon blowing-out tower ① provides for draught-free warm air throughout the room with a working radius of 360°. The attachment hood for hose connection is optionally available and can be used for central room heating, e.g. of workshops or warehouses, by connecting an optional fabric air distributor ② or the TAC XT to existing ventilation systems ③.

Application area 'HEPA air purification'



The TAC XT as a 100 % mobile solution for high-performance air purification and virus filtration – also in combined room heating applications or alternating with decontamination treatments



Just like any other TAC high-performance air purifier (from page 130), the TAC XT can optionally also be equipped with a heat-resistant high-efficiency HEPA filter of class H14, which ensures effective bacteria and virus filtration from the room air.

This is the perfect way to combine room heating and HEPA air purification, which

makes the device ideally suitable for the use in mobile hospitals or military hospitals and emergency camps, workshops and especially in festival and party tents or at other indoor events.

As a "compensation heater", the thermostat-controlled TAC XT automatically fills the surrounding cold areas with draught-free warmth evenly and pleas-

antly. This way, the heater can either be used autonomously or to complement existing heating systems.

The additional HEPA air purification function of the TAC XT does not only prevent the air from excessive cooling but also from polluted and germ-laden air:

Which system components are for which purpose?

Central room heating with optional air purification

High-performance HEPA air purification as per EN 1822

Central room heating

Decentralised room heating /
air purification via existing ventilation systems or textile air distributors

Thermal decontamination

- incl. air purification in target room
- in target room
- incl. air purification via supply air from installation in another room
- via supply air from installation in another room

Thermal disinfestation / pest control

	DualDecon blowing-out tower	Attachment hood for hose connection	H14 HEPA Heat Resistant Filter	DualHeat blowing-out tower
Central room heating with optional air purification	■		■	
High-performance HEPA air purification as per EN 1822	■		■	
Central room heating				■
Decentralised room heating / air purification via existing ventilation systems or textile air distributors		■		■
Thermal decontamination				■
incl. air purification in target room	■		■	
in target room	■			■
incl. air purification via supply air from installation in another room		■	■	
via supply air from installation in another room				■
Thermal disinfestation / pest control	■			
				■

Application area thermal disinfestation

The TAC XT as a mobile solution
for thermal pest control and vermin elimination



Instead of eliminating undesirable parasites with traditional pest control and toxic substances and environmentally hazardous materials, this can now be done with the TAC XT – more effectively than by means of conventional procedures and 100 % environmentally friendly, without any chemicals or insecticides!

The TAC XT serves as your pest exterminator 2.0

Incremental heat treatment with the TAC XT is a highly efficient procedure for pest control, for example of bedbugs, mites, meal beetles, cockroaches and clothes or food moths. With the mobile

- Efficient programme automation for a 360° pest control
- Suitable for organic farms
- No complex approval procedures or restrictions
- No reconstruction and dismantling works required
- Rooms can be used immediately after disinfestation

TAC XT, time-consuming separation measures of the infested areas or complicated reconstruction and dismantling work will be unnecessary.

Moreover, complex approval procedures or restrictions are no longer required when using the TAC XT. Set up, select programme automation and disinsecticide efficiently – too easy with the TAC XT!

Application area thermal decontamination

The TAC XT as powerful thermal disinfectant
for mobile virus inactivation in rooms and on objects



Thermal disinfectors are reliable means for cleaning and decontamination, for example for disinfecting medical devices as part of a sterilisation process, or for keeping AC systems germ-free in hygienically sensitive areas.

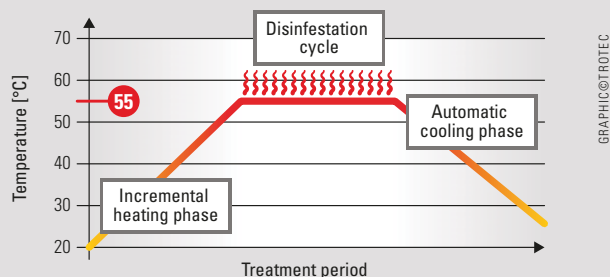
Compared to stationary thermal disinfectors, the multi air handler TAC XT is a mobile solution for thermal room and surface decontamination with integrated H14-HEPA air filtration! Rather than being installed in only one room, the TAC XT can be used to variably treat different rooms.

- Mobile thermal disinfectant – also effective against SARS coronavirus, influenza and hepatitis viruses
- Flexible combined operation possible: as a room heater or virus air cleaner during the day, for decontaminating rooms and equipment at night
- 360° inactivation entirely avoids “blind areas” as they appear during a manual cleaning procedure with disinfection chemicals
- Rooms can be used immediately after decontamination

Once decontamination process is complete, the TAC XT can simply be transported to the next location to be treated – this flexible and mobile solution is unique in the world!

Example of pest control

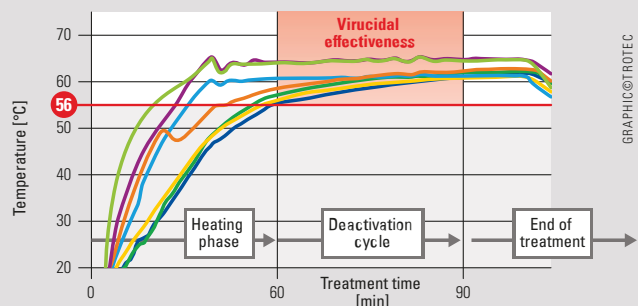
Program sequence for thermal treatment



Thermal disinfestation using TAC XT is effective against all types of pests at all stages of development (egg, larva, pupa, imago).

Example virus inactivation

Thermal treatment of a furnished office container



Captions: Indoor air, Window, Table surface, Wall, Printer housing, Upholstered office chair (textile), Armrest office chair (plastic)





System components

An ideal system of various combinable equipment options ensures maximum versatility for your TAC XT.

DualHeat blowing-out tower ①

Optional blowing-out tower with turning option: A tower side to be used to distribute warm air in the room, a connector side for connecting a hose to existing ventilation systems.

Attachment hood for hose connection ②

Option to connect the attachment to existing ventilation systems, also suitable when using the H14 HEPA filter simultaneously.

DualDecon blowing-out tower ③

Standard scope of delivery of the TAC XT for an even 360° heat distribution in the room.

HighFlow H14 HEPA filter ④

Optional particulate air filter for combined H14 air purification and room heating or thermal decontamination.

Many system components can also be combined with the TAC high-performance air cleaners, which is why you can find a detailed description on catalogue page 137.

Technical data		TAC XT 18	TAC XT 27
Article number		1.410.000.183	1.410.000.182
HEPA air purification and virus filtration	Prefilter	G4 Z-Line (EN 779:2002)	
	HEPA filter	Trotec HEPA H14 HighFlow Heat Resistant	
	Max. air volume flow (with HighFlow H14 HEPA)	H14 ≤ 1,200 m³/h, H13 ≤ 2,100 m³/h	
	Filter change interval	approx. 2 to 3 years ²	
High-performance interior heating and thermal disinfection/decontamination	Max. air flow rate heating (without HEPA filter)	2,500 m³/h	
	Max. heating capacity	18 kW (9 + 9 kW)	27 kW (18 + 9 kW)
	Outlet temperature	preselectable up to max. 95 °C	
	Room / surface target temperature	adjustable up to max. 75 °C	
Equipment and functions	Treatment cycle thermal disinfection / thermal decontamination	adjustable from 10 min. to 16 h, depending on the application	
	Thermal filter decontamination and regeneration	■	■
	FlowMatic volumetric flow control	■	■
	Heating function with 18 kW / 27 kW	■ / –	■ / ■
	Mobile carriage design	■	■
	Usage-related filter change indication	■	■
	Programmable touch display	■	■
	USB-updateable control software	■	■
	Display of operating mode, outlet temperature, air volume flow	■	■
	Timer switch for thermal filter decontamination	■	■
	Sensor connection	7-pin DIN socket	7-pin DIN socket
	Display lock with PIN protection	■	■
	Timer operation and weekly timer	■	■
	Operating hours counter	■	■
	Presence detection	□	□
	Stainless steel version	□	□
General technical data	Mains connection	2 x 380 - 480 V 50 / 60 Hz	
	Device connector 1	CEE 16 A (9 kW)	CEE 32 A (18 kW)
	Device connector 2	CEE 16 A (9 kW)	CEE 16 A (9 kW)
	Power consumption	0.16 kW ¹ , 2.5 kW ³	
	Air purification		
	Heating	max. 18 kW	max. 27 kW
	Sound pressure level (according to ISO 11203)	35 - 59 dB(A)	
	Length [mm]	690	690
Optional system components, available accessories (for detailed description see catalogue page 137)	Width [mm]	630	630
	Height [mm]	1,300 - 2,300 ⁵	1,300 - 2,300 ⁵
	Weight [kg] ⁴	93.1	96
	Weight [kg] ⁴	93.1	96
Optional system components, available accessories (for detailed description see catalogue page 137)	Sound protection caps	Art. no. 6.100.007.072	Art. no. 6.100.007.072
	HighFlow-H14-HEPA-Filter (EN 1822)	Art. no. 7.160.000.106	Art. no. 7.160.000.106
	Prefilter F7 (EN 779:2002), ePM10 85 % (ISO 16890)	Art. no. 7.160.000.449	Art. no. 7.160.000.449
	FlowStop shutter	Art. no. 6.100.007.063	Art. no. 6.100.007.063
	DualHeat blowing-out tower	Art. no. 6.100.007.060	Art. no. 6.100.007.060
	Attachment hood for hose connection	Art. no. 6.100.007.061	Art. no. 6.100.007.061
	FlowExtender Silence+	Art. no. 6.100.007.066	Art. no. 6.100.007.066
	Mobile power distributor PV30	Art. no. 6.100.002.081	–
Accessories	Hygrothermostat HG 125	Art. no. 6.100.002.042	Art. no. 6.100.002.042

■ Standard features; □ Optional equipment; ¹ for a 5-day week with 10 h operating time per day and 900 m³ air volume; ² depending on the application when performing regular thermal decontamination: in very dusty environments, shorter filter change intervals are also possible; ³ short-term peak load, e.g. once a week during thermal decontamination; ⁴ weight (filter included); ⁵ with FlowExtender Silence+

A FEW PRACTICAL BENEFITS:

Professional quality
"made in Germany" –
originally produced by Trotec

Up to 120 kW of heating performance

Air flow rate of up to 9,000 m³/h
at 600 Pa

Reliable, mobile "Plug & Play" solution:
set them up, install them properly,
switch them on – and off you go!

Electronically-controlled multi-stage
controls for air volume and
air temperature

Suitable for transporting air
through hoses over distances of
up to 100 metres

Stackable

Standard equipped with protecting
frame, crane eyes, fork lift slits and
casters with parking brake

Electric heating units of the TEH series

High-performance heating made in Germany



The world's most powerful mobile heavy-duty electric heating unit series sets new standards in the field of mobile electric heating!

These extremely robust heating units "made in Germany" deliver excellent performance even under the harshest of working conditions and were designed and developed especially for mobile use for large-scale heating scenarios, corrosion protection processes and load tests.

A powerful radial fan circulates up to 9,000 cubic metres of hot air per hour with an air pressure of up to 600 Pa. Therefore, the TEH high-performance heating devices are suited for the connection of air transport hoses of a length of up to 100 metres.

The electronically-controlled multi-stage controls for air volume and air temperature ensure that constant temperatures can be maintained during blasting,

coating and painting or any other surface processing work both indoors and out.

The TEH units provide industrial users with surplus energy capacities and independent power supplies ideal conditions to carry out large-scale mobile heating operations completely free of smoke, flames and condensated air.

And apart from that the TEH high-performance heating units are especially well-suited to all applications which require large amounts of warm air when indirect oil heating units cannot be used.

TEH high-performance electric heating units are ideal for:

- ✓ Wharves and shipping companies
- ✓ Electricity suppliers and other power supply companies
- ✓ Processing industries
- ✓ Refineries and petrochemical plants
- ✓ Steel and aluminium works
- ✓ Mining companies
- ✓ Military installations
- ✓ Big events



Heating know-how: More information regarding the different types of heating devices including a functional description and application focus can be found at uk.trotec.com/heater_guide

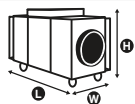


On request also with thermostat control

All TEH models are also available as an option with thermostat control including externally connected thermostat.



Technical data		TEH 200	TEH 300	TEH 400
Article number		1.410.000.150	1.410.000.155	1.410.000.160
Air flow rate max. [m³/h]		3,000	6,000	9,000
Heating capacity [kW / kcal]		40 / 34,394	80 / 68,788	120 / 103,181
Air pressure [Pa]		600	600	600
Air discharge temperature max. ¹ [°C]		65	65	65
Temperature increase (ΔT) max. [°C]		60	60	60
Fan [kW]		1.7	3	5.4
Controls		Switch with eight stages for air volume and air temperature		
Stage 0	Air flow rate [m³/h]	3,000	6,000	9,000
	Temperature increase (ΔT) [°C]	—	—	—
Stage 1	Air flow rate [m³/h]	3,000	6,000	9,000
	Temperature increase (ΔT) [°C]	15	15	15
Stage 2	Air flow rate [m³/h]	3,000	6,000	9,000
	Temperature increase (ΔT) [°C]	25	25	25
Stage 3	Air flow rate [m³/h]	3,000	6,000	9,000
	Temperature increase (ΔT) [°C]	40	40	40
Stage 4	Air flow rate [m³/h]	2,000	4,000	6,000
	Temperature increase (ΔT) [°C]	—	—	—
Stage 5	Air flow rate [m³/h]	2,000	4,000	6,000
	Temperature increase (ΔT) [°C]	20	20	15
Stage 6	Air flow rate [m³/h]	2,000	4,000	6,000
	Temperature increase (ΔT) [°C]	40	40	40
Stage 7	Air flow rate [m³/h]	2,000	4,000	6,000
	Temperature increase (ΔT) [°C]	60	60	60
Input voltage [V / Hz]		400 / 50-60	400 / 50-60	400 / 50-60
Current consumption max. [A / kW]		61 / 41.5	123 / 84	182 / 125.5
Fuse protection [A] / plug		63 / CEE 63 A, 5-pole	125 / CEE 125 A, 5-pole	200 / direct connection
Sound level (distance 3 m) [dB(A)]		75	76	78
Hose connector ø [mm]		450	450	600
Suitable for hose lengths up to [m]		100	100	100
Mobility		wheelable / fork lifter / crane		
Lenght [mm]		1,625	1,625	1,920
Width [mm]		800	800	950
Height [mm]		1,270	1,270	1,450
Weight [kg]		280	310	460
Minimum cable diameter [mm²]		16	50	95
Overheating protection		yes	yes	yes
Accessories (consumables)		TEH 200	TEH 300	TEH 400
Air filter		Article no. 7.710.001.218	Article no. 7.710.001.218	Article no. 7.710.001.219
Available accessories		TEH 200	TEH 300	TEH 400
Integrated thermostat control ³		on request	on request	on request
Hot air hose Tronect SP-T ² , length 7.6 m		Article no. 6.100.001.214	Article no. 6.100.001.214	Article no. 6.100.001.218
Universal lashing strap		Article no. 6.100.001.995	Article no. 6.100.001.995	Article no. 6.100.001.995



¹ The maximum air discharge temperature is automatically limited to 60 °C in the standard version. Other versions with higher air discharge temperatures are optionally available on request.

² You will find this and other air transport hoses from page 176.

³ Equipment option with order, not subsequently installed. Externally connected thermostat with 25 m cable connection included, other lengths optional).



For space-saving storage all TEH electric heating units can be stacked in threes. For transportation in a truck two air heaters may be stacked on top of one another.



Only electronic components of the highest quality are used in TEH electric heating units. All switching devices, operating elements, indicator lights, safety devices and the control unit are integrated by hand and undergo elaborate quality tests, before the devices leave the Trotec production line with safety approval.



All TEH heating units are extremely maintenance-friendly. The bag air filter is easily accessible behind the lockable air inlet with weather protection grid.

A FEW PRACTICAL BENEFITS:

Development, Design, Production:
100 % Trotec

Particularly durable steel sheet
construction with resistant protective
coating

Flow-optimised chassis for a focussed
current of non-turbulent warm air

Practical stacking groove for stable,
space-saving storage and transport

Extra thermally insulated hose
connections with supporting ring for
additional grip

Minimised outer sleeve heating with
double-walled housing model

Very easy to maintain design

Robust Trotec ergonomic recessed
handles with an inner Grip-Clip,
for the best hold while carrying

Tried and tested German industrial
design – protected prototype

Stackable with equally dimensioned
models

Robust pro electric heaters of the TEH series

Striking, compact and tough –
the high-quality processed TEH series sets new
standards for professional electric heating.



Find air transport
hoses from page
176 ...



The tried and tested German industrial design of these innovative electric heating devices guarantees users uninterrupted continuous operation, high value retention and long product lifetime.

Heating know-how:



More information regarding
the different types of heating
devices including a functional
description and application focus can be
found at

uk.trotec.com/heater_guide

The stackable TEH electric heaters are pro devices and are especially designed for the hardest material and performance requirements with a range of various applications – perfect for industrial use or construction machine rentals.

Due to the focussed current of heating air and the high performance fan (1,785 m³ for the TEH 100), even large rooms are quickly heated.

For use indoors, no inlet or outlet openings are needed, because no oxygen is used in the heating process of the TEH series.

Thus, the condensation-free heating air from the TEH electric heaters are perfect for heating non-ventilated rooms – or for accelerating the speed of construction drying when used together with a condenser dryer.



Whether it's a new model you are looking for or a reconditioned one, whether you are thinking of buying or leasing –

Trotec provides you the ideal solution for every demand: Visit the Trotec Shop to find out more about great deals on our new products, our super special offers and our wide selection of demonstration, reconditioned and specially-priced products. For more information go to www.trotec.com or directly use the QR Code.

TEH electric heaters' resistant construction and high quality workmanship, with numerous tried and tested solutions make them the best heating solution on construction sites, as well as industry and agriculture.



High level of system efficiency

What good is a high level of heating power, if the heat doesn't reach the area where it is needed? All TEH chassis have been optimised for current so that focussed heating air without turbulence losses can even flow up to 15 m through hoses.



TEH gives you complete control, always

TEH electric heaters are designed to be moved around. For ease of transport, they are equipped with specially developed Trotec ergonomic recessed handles with an inner Grip-Clip, providing you with the best hold while carrying.



Thermally insulated discharge opening with supporting ring

The extra thermally insulated hose connections with discharge grill for directing a current of warm air is equipped with a special supporting ring which offers the air transport hoses additional grip.



Clever groove – simply good

All TEH models are equipped with two practical stacking grooves on the top side of the device, which allow the device to be stacked stably, while saving space for transport and storage.



TEH 30 T with stepless thermostat control

The heating elements of the TEH 30 T are thermostat-controlled only when required in addition to the permanent fan. A red control lamp shows you at a glance when the heating elements are active.



Multitalented and stackable

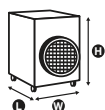
TEH models of the same size can be stacked, but not just for transport and storage. They can also be used to form modular heating installations, for example 180 degree stacks for combined air transport in various directions.



Flexible, four step performance control

The robust step switches of the large 400 V models make it possible to choose the right heating capacity for your needs. Step one activates the fan, while steps two to four each raise the heating capacity, up to the maximum.

Technical data		TEH 30 T	TEH 70	TEH 100
Article number		1.410.000.205	1.410.000.215	1.410.000.220
Heating capacity kW	Step 1	3.3	Fan only	Fan only
	Step 2	–	6	9
	Step 3	–	9	13.5
	Step 4	–	12	18
Heating capacity [kcal]		2,837	max. 10,300	max. 15,400
Amount of air [m³/h]		300	1,258	1,785
Air pressure [Pa]		40	110	130
Temperature increase ΔT [°C]		75	50	38
Fan speeds		1	1	1
Power consumption / fuse [A]		15/16	18.2/32	27.3/32
Power socket		Safety plug (CEE 7/7)	CEE 32 A, 5-pin	CEE 32 A, 5-pin
Supply voltage [V/Hz]		230/50	400/50	400/50
Electric cable		Built in (length 2.75 m)	Accessories	Accessories
Thermostat		Built in	Accessories	Accessories
Mobility		Portable	Wheeled	Wheeled
Sound level [dB(A)]		63	72	73
Length [mm]		325	465	465
Width [mm]		260	425	425
Height [mm]		332	555	555
Weight [kg]		10.5	29.5	29.5
Hose connection [ø mm]		155	300	300
Suitable for hose lengths to [m]		7	15	15
Overheating protection		yes	yes	yes
Available accessories		TEH 30 T	TEH 70	TEH 100
Room thermostat		(already integrated)	Art. no. 6.100.007.011	Art. no. 6.100.007.011
Air transport hose Tronect SP-T, L 7.6 m		Art. no. 6.100.001.155	Art. no. 6.100.001.205	Art. no. 6.100.001.205
Universal lashing strap		Art. no. 6.100.001.995	Art. no. 6.100.001.995	Art. no. 6.100.001.995
Professional extension cable 20 m		Art. no. 7.333.000.376	Art. no. 7.333.000.379	Art. no. 7.333.000.379



A FEW PRACTICAL BENEFITS:

Development, design, production:
100 % Trotec

Non-condensing warmth –
no oxygen consumption, therefore
suited for use in closed rooms

Double-walled construction –
no heating of the outer shell

Galvanized discharge grille

Air inlet grille made of stainless steel

Connection facility for a hot air hose

Overheating protection
for high operating safety

Professional electric heaters of the TDE series

Safe to operate, reliable and hardwearing –
simple, classic, good



Being part of our product range for more than 25 years, also the latest generation of electric heaters from our TDE series is committed to offering an indestructible heating solution for the construction and rental business.

Heating know-how:



More information regarding
the different types of heating
devices including a functional
description and application focus can be
found at

uk.trotec.com/heater_guide

Their double-walled construction prevents heating of the outer shell made of 1.5 mm thick Zincor steel with hardened protective coating. This leaves the reliable corrosion protection of the housing intact, even if the coating is damaged. Ideal for fields of application with extreme requirements, for example rentals or frequently changing construction sites.

All TDE electric heaters are further equipped with a stainless steel air inlet grille and a galvanized discharge grille. This focalizes the hot air flow and reduces losses from irradiation.

Thus owing to the high heating capacity even large rooms can be heated quickly, they do not even have to be ventilated, because no oxygen is consumed when heating electrically using the TDE devices.

Since the TDE electric heaters generate warmth without condensation, they are suited particularly well for advancing the construction drying process when used in combination with construction dryers.

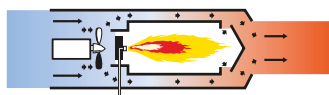


Whether it's a new model you are looking for or a reconditioned one, whether you are thinking of buying or leasing – Trotec provides you the ideal solution for every demand: Visit the Trotec Shop to find out more about great deals on our new products, our super special offers and our wide selection of demonstration, reconditioned and specially-priced products. For more information go to www.trotec.com or directly use the QR Code.

TECHNOLOGY INFO | DISTINCTIONS IN THE VARIOUS METHODS OF HEATING

Direct and indirect heaters

In a direct heating system, e.g. gas heaters or simple oil heaters, the warm air fan simultaneously conveys combustion air. The fuel is atomised, ignited and burned in the combustion chamber. Then the hot gases are admixed to the main air current of the fan in accurate proportions.



This process is therefore also termed 100 % performance, for all of the developed warmth is actually available in the room to be heated.

Attention: Sufficient ventilation must be ensured in closed rooms, for direct heaters also emit exhaust gases directly to the room in addition to the warmth. And moisture – for each litre of fuel approx. 1.64 kg of water vapour is generated as well. **Therefore, direct heaters are absolutely unfit for construction drying – the site would continually be “humidified forcibly”!**

The generation of clean, dry heat without exhaust gases or water vapour fed to the room air requires the application of indirect heaters, for their warm air flow is separated from the combustion chamber.





Indirect heaters are ideally suited for rooms, in which only a limited ventilation is possible or when there is a fire hazard due to combustibles.

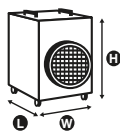
Electric heaters

These heating devices constitute the safest, quickest and most convenient

method for uncomplicated heating, for all it takes is a power connection. The warmth is generated electrically, emitted to the ambient air and then evenly distributed in the room by means of an integrated fan.

As opposed to directly fired gas or oil heating devices, electric heaters neither consume oxygen, nor do they produce any combustion waste gases. Therefore, they are ideally suited for heating internal spaces, especially to assist dehumidifiers in an accelerated drying of buildings.

Technical data		TDE 25	TDE 65	TDE 95
Article number		1.410.000.101	1.410.000.117	1.410.000.121
Heating capacity kW	Level 1	3	fan only	fan only
	Level 2	–	6	9
	Level 3	–	9	13.5
	Level 4	–	12	18
Heating capacity [kcal]		2,586	max. 10,300	max. 15,400
Air volume [m³/h]		206	1,094	1,074
Air pressure [Pa]		35	95	105
Temperature increase ΔT [°C]		43	32	49
Fan stages		1	1	1
Current consumption / fuse [A]		13 / 16	18 / 32	27 / 32
Electrical connection		safety plug (CEE 7/7)	CEE 32 A, 5-pole	CEE 32 A, 5-pole
Connection voltage [V / Hz]		230 / 50	400 / 50	400 / 50
Connection cable		Built-in (length 2.7 m)	Accessories	Accessories
Thermostat		–	Accessories	Accessories
Mobility		portable	wheeled	wheeled
Sound level [dB(A)], distance 1 m		65	65	65
Length [mm]		340	475	475
Width [mm]		260	403	403
Height [mm]		345	582	582
Weight [kg]		10	27	30
Hose connector [ø mm]		155	300	300
Overheating protection		yes	yes	yes
Available accessories		TDE 25	TDE 65	TDE 95
External room thermostat		–	Article number 6.100.007.011	Article number 6.100.007.011
Air transport hose Tronect SP-T ¹ , L 7.6 m		Article number 6.100.001.155	Article number 6.100.001.205	Article number 6.100.001.205
Universal tension belt		Article number 6.100.001.995	Article number 6.100.001.995	Article number 6.100.001.995
Professional extension cable, length 20 m		230 V, 2.5 mm² Article number 7.333.000.376	400 V, 6 mm² Article number 7.333.000.379	400 V, 6 mm² Article number 7.333.000.379



¹ An overview of our air transport hoses, including this one, is provided to you in our catalogue starting from page 176.

A FEW PRACTICAL BENEFITS:

Development, Design, Production:
100 % Trotec

Multi-stage temperature control
with up to three heating levels

Integrated thermostat for
a constant warm air flow

Overheating protection

Fan motor with thermal protection

Fan rundown function
for cooling down the components
(from TDS 30 onward)

Non-condensing warmth – no oxygen
consumption – thus ideally suited
for the heating of interior spaces

Fan function (except for TDS 10)

Special features:

Mounting preparation
for wall or ceiling assembly

400 V models stackable space-saving
and stable (from TDS 50 onward)

With standard built-in air baffle

Recessed controls

TDS Electrical heater fans

Perfect for mainly stationary heating, e.g. in the building industry, agriculture or for painting companies.



**Exclusively
at Trotec!**



Heating know-how:

More information regarding
the different types of heating
devices including a functional
description and application focus can be
found at

uk.trotec.com/heater_guide

**Reliable heating solutions with an optimum value-for-money ratio –
suited for manifold fields of application:**

- Construction trailers
- Greenhouses
- Boathouses
- Garages
- Booths
- Workshops
- Catering trade
- Warehouses and halls
- Shipbuilding



The large 400 V models, starting with
TDS 50, are stable multi stackable through
their trapezoidal mounted handles.



The air baffle installed as standard
optimizes the heat emission and
guarantees maximum efficiency.



100 % Trotec – the electrical heater fans of
the TDS series are exclusively available
only at Trotec!



Whether it's a new model you are looking for or a reconditioned one, whether you are thinking of buying or leasing – Trotec provides you the ideal solution for every demand: Visit the Trotec Shop to find out more about great deals on our new products, our super special offers and our wide selection of demonstration, reconditioned and specially-priced products. For more information go to www.trotec.com or directly use the QR Code.



Practical accessories: The flexibly usable wall and ceiling holders are optionally available for all TDS models.

TDS – practical electric heater fans for effective temporary heating applications

In contrast to the directly fired gas or oil heating devices, the electric heater fans of the TDS series neither consume oxygen nor do they produce combustion waste gases, so they can be used practically anywhere and are especially suited for the temperature control in cold rooms.

The option of its' being mounted to wall or ceiling presents a wide range of diverse application fields, e.g. for heating construction trailers, booths, green-



houses, small halls, garages, workshops, boathouses or during construction jobs.

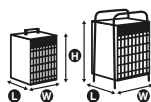
Thanks to the integrated thermostat control, the produced warm air flow can be indefinitely adjusted to the desired temperature on all TDS models.

With respect to the TDS 10, based on the thermostat control, the heating elements only switch on if required in addition to the permanent fan.

All other TDS appliances can furthermore be used in fan operation without heating function and have an optimum temperature control achieved by a multi-stage power control for the metering of the heat output in line with demand.



Technical data		TDS 10	TDS 20	TDS 30	TDS 50	TDS 75	TDS 100	TDS 120
Article number		1.410.000.012	1.410.000.015	1.410.000.017	1.410.000.020	1.410.000.025	1.410.000.030	1.410.000.032
Heating capacity [kW]	Step 1	0.65	Fan only	Fan only	Fan only	Fan only	Fan only	Fan only
	Step 2	1.3	1.65	2.75	4.5	5	11	15
	Step 3	2	3.3	5.5	9	10	22	30
	Step 4	–	–	–	–	15	–	–
Max. heating capacity [kcal]		1,720	2,840	4,730	7,740	12,900	18,920	25,795
Amount of air [m³/h]		186	335	458	708	1,293	1,632	1,980
Fan stages		1	1	1	1	1	1	1
Current consumption [A]		8.7	14.4	8	13	21.7	32	43
Input voltage [V/Hz]		230/50	230/50	400/50	400/50	400/50	400/50	400/50
Connection for power supply		Safety plug (CEE 7/7)	Safety plug (CEE 7/7)	CEE 16 A, 5-pin	CEE 16 A, 5-pin	CEE 32 A, 5-pin	CEE 63 A, 5-pin	CEE 63 A, 5-pin
Connecting cable		Built in (length 1.35 m)	Built in (length 1.35 m)	Built in (length 1.35 m)	Accessories	Accessories	Accessories	Accessories
Thermostat		Built in	Built in	Built in	Built in	Built in	Built in	Built in
Mobility		Portable	Portable	Portable	Portable	Portable	Portable	Portable
Sound level [dB(A)], distance 1 m		46	46	51	52	60	73	73
Overheating protection		yes	yes	yes	yes	yes	yes	yes
Type of protection		IPX4	IPX4	IPX4	IPX4	IPX4	IPX4	IPX4
Length [mm]		210	265	270	283	332	430	485
Width [mm]		195	255	255	355	405	440	530
Height [mm]		310	395	400	515	540	610	785
Weight [kg]		3.5	5	6	9.5	14.9	20.2	25
Available accessories		TDS 10	TDS 20	TDS 30	TDS 50	TDS 75	TDS 100	TDS 120
Wall and ceiling holder		Art. no. 6.100.007.022	Art. no. 6.100.007.022	Art. no. 6.100.007.022	Art. no. 6.100.007.023	Art. no. 6.100.007.023	Art. no. 6.100.007.024	Art. no. 6.100.007.024
Professional extension cable, length 20 m		Art. no. 7.333.000.376	Art. no. 7.333.000.376	Art. no. 7.333.000.374	Art. no. 7.333.000.374	Art. no. 7.333.000.379	on request	on request



A FEW PRACTICAL BENEFITS:

Temperature control
with two heating levels

Integrated thermostat for
a constant warm air flow

Fan function

Hard-wearing double-walled housing
with good thermal insulation

Overheating protection

Fan motor with thermal protection

Fan rundown function for
cooling down the components
(except for TDS 19 E)

Non-condensing heat – no oxygen
consumption – thus ideally suited
for heating interior spaces

Easy transport and operation

TDS-E Electrical heater fans

The perfect heating solution for the building sector,
for agriculture and the catering trade.
And wherever oil and gas heating
devices are prohibited.



TDS 19 E

TDS 29 E

TDS 50 E

Heating know-how:



More information regarding
the different types of heating
devices including a functional
description and application focus can be
found at

uk.trotec.com/heater_guide

Reliable heating solutions with an optimum value-for-money ratio – suited for manifold fields of application:

- Construction trailers
- Greenhouses
- Boathouses
- Garages
- Booths
- Workshops
- Catering trade
- Warehouses and halls
- Shipbuilding



Control panel for setting the fan function
and two heating levels as well as
the infinitely adjustable thermostat



TDS-E electrical heater fans can be
carried to the operating site without effort.



Front view with air outlet
for concentrated warm air flow





Clever energy-efficient solution:

Upon reaching the preselected temperature the integrated thermostat of the TDS 19 E not only switches off the heating coil, but also the fan and therefore all primary power consumers of the device.

In doing so, the TDS 19 E permits an extremely economic heating operation compared to conventional designs.

Naturally, heater and fan will be re-activated automatically when falling below the target temperature for as long the device is switched on.

TDS-E electric heater fans are mobile and can be used everywhere

The effective electric heater fans of the TDS-E series are your first choice when it comes to mobile heating solutions.

Thanks to their convenient carrying handle, low weight and hard-wearing double-walled housing, the robust TDS-E heaters are particularly easy to handle. To start the heating operation, all it takes is a socket as the devices come equipped with an integrated power cable.

Unlike directly fired gas or oil heating devices, the electric heater fans of the TDS-E series neither consume oxygen

nor produce combustion gases. Therefore, these devices can be used almost anywhere and are perfectly suited for temperature control in unheated rooms – for instance for heating car workshops, small halls and site trailers, or during construction jobs.



All devices of the TDS-E series have an integrated thermostat control which constantly maintains the generated warm air flow at the desired temperature level.

Moreover, all models can also be used in fan mode without the heating function and are equipped with a multi-stage power control for regulating the heat output.

On top of that, a fan rundown function* makes sure that when the device is switched off the heating elements switch off immediately while the fan continues to run for a certain time to cool down the components of the heating device.

**except for TDS 19 E*



Technical data		TDS 19 E	TDS 29 E	TDS 50 E
Article number		1.410.000.080	1.410.000.083	1.410.000.087
Heating capacity [kW]	Step 1	Fan only	Fan only	Fan only
	Step 2	1.5	2.5	4.5
	Step 3	3	5	9
Max. heating capacity [kcal]		2,580	4,299	7,740
Amount of air [m³/h]		320	430	845
Fan stages		1	1	1
Current consumption / fuse [A]		13/16	7.2/16	13/16
Input voltage [V / Hz]		230/50	400/50	400/50
Connection for power supply		Safety plug (CEE 7/7)	CEE 16 A, 5-pin	CEE 16 A, 5-pin
Connecting cable		Built in (length 1.3 m)	Built in (length 1.2 m)	Built in (length 1.3 m)
Thermostat		built in	built in	Built in
Mobility		portable	portable	portable
Sound level [dB(A)], distance 1 m		49	53	55
Overheating protection		yes	yes	yes
Type of protection		–	IPX4	IPX4
Length [mm]		290	350	390
Width [mm]		210	240	300
Height [mm]		320	360	430
Weight [kg]		4.3	6.1	10
Available accessories		TDS 19 E	TDS 29 E	TDS 50 E
Professional extension cable, length 20 m		230 V, 2,5 mm² Art. no. 7.333.000.376	400 V, 2.5 mm² Art. no. 7.333.000.374	400 V, 2.5 mm² Art. no. 7.333.000.374

A FEW PRACTICAL BENEFITS:

Multi-stage temperature control with up to three heating levels

Integrated thermostat for a constant warm air flow

Overheating protection

Fan motor with thermal protection

Fan rundown function for cooling down the components (except for TDS 20 R)

Non-condensing warmth – no oxygen consumption – thus ideally suited for the heating of interior spaces

Easy transport and operation

Electrical space heaters

TDS-R – a well-rounded solution for the easy and condensate-free warm air heating of workshops, structurally complete flats or halls.



Heating know-how:



More information regarding the different types of heating devices including a functional description and application focus can be found at

uk.trotec.com/heater_guide

**Easy transport and operation –
the economic solution with many possibilities for use
relating to the mobile electrical heating on site.**

- Car workshops
- Construction jobs
- Warehouses and halls
- Building sites
- Catering trade
- Greenhouses



Whether it's a new model you are looking for or a reconditioned one, whether you are thinking of buying or leasing – Trotec provides you the ideal solution for every demand: Visit the Trotec Shop to find out more about great deals on our new products, our super special offers and our wide selection of demonstration, reconditioned and specially-priced products. For more information go to www.trotec.com or directly use the QR Code.

TDS-R – the economic standard solution for mobile electrical heating

Wherever condensate-free warmth is required directly on site without long air transport routes and with immediate impact, the inexpensive electrical space heaters of the TDS-R series are the ideal choice.

Since, in contrast to the directly fired gas or oil heating devices, the appliances neither consume oxygen nor produce combustion waste gases, the TDS-R models are especially well suited for the temperature control in cold rooms, workshops or garages.

Thanks to the integrated thermostat control, the produced warm air flow can be indefinitely adjusted to the desired temperature on all TDS-R models.

With respect to the TDS 20 R, based on the thermostat control, the heating elements only switch on if required in addition to the permanent fan.

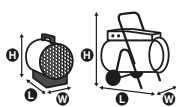
The large 400 V appliances are furthermore equipped with a multi-stage power control for the metering of the heat output in line with demand. Stage one activates the fan and, depending

on the model, up to three available heating levels simultaneously increase the heating capacity to the maximum.

The electrical space heater TDS 120 R can be comfortably and stably transported via a carriage construction with ball-bearing wheels – the smaller models come equipped with a robust, ergonomic carrying handle.



Technical data		TDS 20 R	TDS 30 R	TDS 50 R	TDS 75 R	TDS 120 R
Article number		1.410.000.002	1.410.000.003	1.410.000.008	1.410.000.009	1.410.000.011
Heating capacity [kW]	Step 1	Fan only	Fan only	Fan only	Fan only	Fan only
	Step 2	1.5	2.5	4.5	5	15
	Step 3	3	5	9	10	30
	Step 4	–	–	–	15	–
Max. heating capacity [kcal]		2,580	4,300	7,740	12,900	25,795
Amount of air [m³/h]		411	580	844	1,100	1,900
Fan stages		1	1	1	1	1
Current consumption [A]		13.04	7.22	13	21.7	43.3
Input voltage [V/Hz]		230/50	400/50	400/50	400/50	400/50
Connection for power supply		Safety plug (CEE 7/7)	CEE 16 A, 5-pin	CEE 16 A, 5-pin	CEE 32 A, 5-pin	CEE 63 A, 5-pin
Connecting cable		Built in (length 1.37 m)	Built in (length 1.2 m)	Built in (length 1.2 m)	Accessories	Accessories
Thermostat		Built in	Built in	Built in	Built in	Built in
Mobility		Portable	Portable	Portable	Portable	Wheelable
Sound level [dB(A)], distance 1 m		53	56	56	57	61
Overheating protection		yes	yes	yes	yes	yes
Type of protection		–	–	–	IPX4	–
Length [mm]		210	275	315	495	860
Width [mm]		195	220	250	350	565
Height [mm]		270	330	370	520	645
Weight [kg]		3	5	6.5	19	32.5
Available accessories		TDS 20 R	TDS 30 R	TDS 50 R	TDS 75 R	TDS 120 R
Professional extension cable, length 20 m		Article no. 7.333.000.376	Article no. 7.333.000.374	Article no. 7.333.000.374	Article no. 7.333.000.379	on request



A FEW PRACTICAL BENEFITS:

Development, Design, Production:
100 % Trotec

Durable ceramic PTC heater battery

Multi-stage temperature control
with two heating levels plus separate
cold air level

Integrated thermostat
for a constant warm air flow

Overheating protection

Fan motor with thermal protection

Non-condensing warmth without
oxygen consumption – ideal for
heating interior spaces

Stable, robust and silent

Easy transport and operation

Controllers recessed for protection

Fastening preparation
for optional wall and ceiling holder

Ceramic fan heaters of the TDS-C series

Indispensable heating devices
for the craft and construction
sector – compact, robust
and easily portable



Heating know-how:



More information regarding
the different types of heating
devices including a functional
description and application focus can be
found at

uk.trotec.com/heater_guide

With their metal housing painted in a striking signal red these solidly manufactured electric heating devices point the way for mobile heating of non-ventilated interior spaces – immediately apparent from the brand logo imprinted on the outside.

The fan heaters of the TDS-C series have everything you could expect from a modern electric heating device for rough everyday use on assembly or construction sites – except for heavy weight. This is made possible by advanced PTC ceramic heating elements.

The durable PTC ceramic of the TDS-C fan heaters offers numerous advantages as compared to the heating wire technology of conventional electric heating devices: a longer lifetime, less sensitive technology, shorter heat-up times, process-related overheating

protection – and no burning of dust during the heating process, which moreover renders these devices suitable for allergy sufferers.

Thanks to the smoothly running fan and the large heater battery surface, you can benefit from a pleasantly homogeneous, draught-free hot air current – which is, moreover, usually produced in a more silent way. As an additional plus in safety, the integrated ceramic heating element also increases the heating devices' stability.



Whether it's a new model you are looking for or a reconditioned one, whether you are thinking of buying or leasing – Trotec provides you the ideal solution for every demand: Visit the Trotec Shop to find out more about great deals on our new products, our super special offers and our wide selection of demonstration, reconditioned and specially-priced products. For more information go to www.trotec.com or directly use the QR Code.



With two heating levels that can be set separately the TDS-C fan heaters can be variably adjusted to the desired heat output and, in combination with their powerful axial fan, distribute pleasant warmth in cold rooms.

The desired temperature can be regulated as needed via the integrated infinitely variable thermostat.



If required, the fan can also be used in sole fan operation without heating function.

Since the devices do not consume oxygen for heat generation and neither generate combustion gases nor condensate-laden warm air, they are suited particularly well for quickly heating closed, non-ventilated interior spaces.

Can also be flexibly applied when mounted to wall or ceiling

Instead of positioning them on the floor, you can also flexibly mount the ceramic fan heaters of the TDS-C series to a wall or ceiling, for as they leave the

factory they are already fitted with two lateral fastening threads to hold the optionally available wall and ceiling holders. This way you can use the heating devices without creating a trip hazard or obstructing a passage, for instance when heating construction trailers, market stalls, greenhouses, small halls, garages, workshops or boathouses.

Technical data		TDS 10 C	TDS 20 C
Article number		1.410.000.090	1.410.000.092
Heating capacity [kW]	Stage 1	fan only	fan only
	Stage 2	1	1.5
	Stage 3	2	3
Max. heating capacity [kcal]		1,719	2,580
Air volume [m³/h]		140	180
Fan		axial	axial
Fan stages		1	1
Input voltage [V/Hz]		230/50	230/50
Current consumption / fusing [A]		8.7/10	13/16
Power input [kW]		2	3
Electric connection	Connection plug	safety plug (CEE 7/7)	safety plug (CEE 7/7)
	Cable length [m]	1.3	1.3
Thermostat		integrated	integrated
Mobility		portable	portable
Sound level (distance 1 m) [dB(A)]		52	55
Overheating protection		yes	yes
Protection type		IP 20	IP 20
Length [mm]		165	200
Width [mm]		165	200
Height [mm]		225	250
Weight [kg]		2	3
Available accessories		TDS 10 C	TDS 20 C
Wall and ceiling holder		Art. no. 6.100.007.022	Art. no. 6.100.007.022
Professional extension cable		230 V, 2.5 mm², L 20 m, Art. no. 7.333.000.376	230 V, 2.5 mm², L 20 m, Art. no. 7.333.000.376



Asset ceramic heating element:

Faster air heating – more uniform room temperature

Compared to the conventional heating coil technology the shorter heat-up times are not the only distinguishing feature of Trotec fan heaters with PTC ceramic heating elements. There are also process-related differences in the response behaviour of the heating elements.

More benefits of PTC heating elements for thermostat-controlled operation are outlined on catalogue page 91 ...



The ceramic fan heaters of the TDS-C series make for an easy-to-handle, ready-to-connect solution for the quick and effective heating of indoor spaces without burning dust.



Compact, lightweight construction with a low centre of gravity ensuring optimum stability – plus simple transport thanks to the thermally insulated carrying handle.



A high-performance axial fan in a robust metal design is integrated as standard for the distribution of pleasant warmth in cold rooms. (Depicted is the TDS 20 C)

Trotec

Dehumidification

Humidification

Heating

Ventilation

Air conditioning

Air cleaning

Disinfection and Odour neutralization

Accessories

A FEW PRACTICAL BENEFITS:

Durable ceramic PTC heater battery

Multi-stage temperature control with two heating levels

Separate cold air level *

Integrated thermostat * for a constant warm air flow

Overheating protection

Fan motor with thermal protection

Fan rundown function * for cooling down the components

Non-condensing warmth without oxygen consumption – ideal for heating interior spaces

Connection cable already integrated

Stable, robust and silent

Easy transport and operation

* TDS 30 and 50 M only

Ceramic fan heaters of the TDS-M series

Quick, effective and draught-free warmth without burning dust



Tested for safety

TDS 10 and 20 M:



www.tuv.com
ID 1419052803

Unlike conventional heating wire devices, the robust fan heaters of the TDS-M series use integrated PTC ceramic heating elements to quickly and effectively produce heat.

The durable PTC ceramic heating element offers numerous advantages as compared to conventional heating wire technology: PTC heater batteries are considerably more robust and heat up more quickly while they cannot overheat due to their functional principle. For if they become too hot, the conductivity and power output are automatically reduced by the material. This integrated temperature limiting effect protects the devices from overheating and thus offers a high level of operational safety.

For this reason, PTC heater batteries do not require a large air supply for cooling, which al-

lows for installation of more smoothly running and hence silent fans. In combination with the large heater battery surface, TDS-M fan heaters therefore generate a pleasantly homogeneous, draught-free hot air current in a silent way. Moreover, no dust is burnt using this technology, which is why the room air is not contaminated with additional fine particulates – ideal for use in inhabited rooms.

The fan of the larger models TDS 30 und 50 M is equipped with an automatic rundown function that keeps the fan in operation for a certain period of time after switch-off to ensure safe cool-down.

As an additional plus in terms of safety during the operation of all TDS-M devices, the integrated ceramic heating elements furthermore increase the fan heaters' stability.

Heating know-how:

More information regarding the different types of heating devices including a functional description and application focus can be found at

uk.trotec.com/heater_guide

Asset ceramic heating element:

Faster air heating – more uniform room temperature

Compared to the conventional heating coil technology the shorter heat-up times are not the only distinguishing feature of Trotec fan heaters with PTC ceramic heating elements. There are also process-related differences in the response behaviour of the heating elements.

More benefits of PTC heating elements for thermostat-controlled operation are outlined on catalogue page 91 ...



TDS-M: Clean warmth for workshops, living or working spaces



Easy-to-handle, ready-for-use solution for quick, effective indoor heat – connection cable already integrated.



The TDS 10 and 20 M come equipped with two heating levels that can be set separately.




TDS 30 and 50 M are further provided with an individual cold air level and an integrated thermostat.



Owing to their thermally insulated carrying handle, all ceramic fan heaters of the TDS-M series can be easily transported.



At the heart of every TDS-M fan heater is a high-performance axial fan in robust metal design producing an agreeable warm air current.



Technical data		TDS 10 M	TDS 20 M	TDS 30 M	TDS 50 M
Article number		1.410.000.050	1.410.000.052	1.410.000.054	1.410.000.056
Heating capacity [kW]	Stage 1	1	1.5	fan only	fan only
	Stage 2	2	3	3.3	6
	Stage 3	–	–	5	9
Max. heating capacity [kcal]		1,720	2,580	4,299	7,739
Air volume [m³/h]		100	290	575	1,180
Fan		axial	axial	axial	axial
Fan stages		1	1	1	1
Input voltage [V/Hz]		230/50	230/50	400/50	400/50
Current consumption / fusing [A]		8.69/10	13/16	7.6/10	13.7/16
Power input [kW]		2	3	5	9
Electric connection	Connection plug	safety plug (CEE 7/7)	safety plug (CEE 7/7)	CEE 16 A, 5-pin	CEE 16 A, 5-pin
	Cable length [m]	1.35	1.35	1.15	1.15
Thermostat		–	–	integrated	integrated
Mobility		portable	portable	portable	portable
Sound level (distance 1 m) [dB(A)]		45	51	53	53
Overheating protection		yes	yes	yes	yes
Length [mm]		130	170	250	347
Width [mm]		165	220	205	267
Height [mm]		225	290	360	455
Weight [kg]		1.5	2.5	4	7
Available accessories		TDS 10 M	TDS 20 M	TDS 30 M	TDS 50 M
Professional extension cable		230 V, 2.5 mm², length 20 m, Article number 7.333.000.376	230 V, 2.5 mm², length 20 m, Article number 7.333.000.376	400 V, 2.5 mm², length 20 m, Article number 7.333.000.374	400 V, 2.5 mm², length 20 m, Article number 7.333.000.374

A FEW PRACTICAL BENEFITS:

Robust metal construction
in a trend colour

Durable ceramic PTC heater battery

Powerful radial fan guaranteeing
high air exchange rates

Multi-stage temperature control
with two heating levels plus separate
cold air level

Infinitely variable thermostat
temperature control

Tilt protection for safety shutdown

Overheating protection

Non-condensing warmth without
oxygen consumption –
ideal for heating interior spaces

Easy transport and operation

Ceramic fan heaters of the TDS-P series

Robust electric heating devices with
metal construction and radial fan for quick,
effective heat generation



Heating know-how:



More information regarding
the different types of heating
devices including a functional
description and application focus can be
found at

uk.trotec.com/heater_guide

At first sight, what catches your eye when seeing these ceramic fan heaters is the cool, grey look of the solidly manufactured metal housing, the robust construction of which does not bother about rough surroundings or rugged handling. But immediately after switch-on you will find out how easy it is to warm up to these powerful heating devices.

PTC heating element impresses even tough calculators

Instead of conventional heating wire technology, the fan heaters of the TDS-P series use advanced PTC ceramic heating elements for heating the air.

Advantages of PTC as compared to heating wires: longer lifetime, less sensitive technology, shorter heat-up times – and no burning of dust during heating, which additionally makes these ceramic heaters suitable for allergy sufferers.

Since these devices neither produce condensate nor consume oxygen during operation, they are ideal for heating closed, non-ventilated rooms.

Safe operation is ensured by an integrated overheating protection and an additional tilt protection that automatically deactivates the devices in case they are unintentionally tipped over.



Whether it's a new model you are looking for or a reconditioned one, whether you are thinking of buying or leasing – Trotec provides you the ideal solution for every demand: Visit the Trotec Shop to find out more about great deals on our new products, our super special offers and our wide selection of demonstration, reconditioned and specially-priced products. For more information go to www.trotec.com or directly use the QR Code.



Two air inlets at the front (1) and rear (2) of the heating device supply the powerful radial fan with a high volume of intake air that is then released to the room as warm air current blown through the lateral discharge grille (3).

Unique radial fan construction

While other heater fans of this class are fitted with customary axial fans, the fan heaters of the TDS-P series come equipped with powerful radial fans.

Radial fans convey the air much like a paddle wheel, which causes a higher air flow rate and higher pressure compared to axial constructions.

This is why rooms can be fully heated in less time using the fan heaters of the TDS-P series. At the same time, the radial fan runs considerably more quietly than a comparable axial fan.

Thus, you benefit in two ways: from an improved heat distribution and lower fan noises.

An integrated thermostat for infinitely variable temperature control and two separate heating levels allow for an individual adjustment of the desired heat output.

If required, the fan can also be used in sole fan operation without heating function.



Due to their thermally insulated carrying handle the fan heaters of the TDS-P series can easily be transported to the installation site, started up in thermostat-controlled automatic mode, and fine-adjusted by means of two selectable heating levels, while the cold air level additionally allows for ventilation without heating.

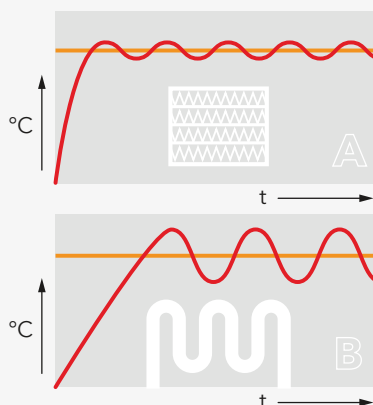
Asset ceramic heating element: Faster air heating – more uniform room temperature

Compared to the conventional heating coil technology (B) the shorter heat-up times are not the only distinguishing feature of Trotec fan heaters with PTC ceramic heating elements (A). There are also process-related differences in the response behaviour of the heating elements.

Although both devices maintain the preselected target temperature (orange) by means of thermostat control using a two-position controller, the respective temperature adaptation takes place significantly more slowly and with greater deviations from the desired target temperature in case of devices with heating coils. The reason for this is the different conductivity behaviour of the heating elements:

if current flows through the heating coils, the coils will always

have the same temperature once they have heated up. For controlling the desired room temperature, the power supply is first interrupted, making the coil cool down, and then re-activated by the thermostat so that the coil heats up again completely before it is switched off again when the set target temperature is reached.

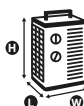


This “on/off process” causes significantly greater temperature fluctuations than with ceramic heating elements, for the material of the latter provides an integrated temperature self-regulation.

The hotter PTCs get, the higher is their electrical resistivity, resulting in less current flowing through the heating element and in a reduced heating capacity, and thus in significantly lower temperature fluctuations and less switch-on and switch-off processes in thermostat-controlled operation.

For this reason, ceramic fan heaters are able to create more even room temperatures for temperature-sensitive manufacturing processes as well as a pleasant working climate.

Technical data		TDS 10 P	TDS 20 P
Article number		1.410.000.040	1.410.000.042
Heating capacity [kW]	Stage 1	fan only	fan only
	Stage 2	1.4	2
	Stage 3	2	3
Max. heating capacity [kcal]		1,719	2,580
Air volume [m³/h]		227	253
Fan		Radial	Radial
Fan stages		1	1
Input voltage [V / Hz]		230 / 50	230 / 50
Current consumption / fusing [A]		9.1 / 10	13.6 / 16
Power input [kW]		2	3
Electric connection	Connection plug	safety plug (CEE 7/7)	safety plug (CEE 7/7)
	Cable length [m]	1.4	1.4
Thermostat		integrated	integrated
Mobility		portable	portable
Sound level (distance 1 m) [dB(A)]		48	48
Overheating protection		yes	yes
Length [mm]		160	160
Width [mm]		205	205
Height [mm]		322	378
Weight [kg]		3	3.5
Available accessories		TDS 10 P	TDS 20 P
Professional extension cable		230 V, 2.5 mm², L 20 m, Article number 7.333.000.376	230 V, 2.5 mm², L 20 m, Article number 7.333.000.376



A FEW PRACTICAL BENEFITS:

Professional quality
"made in Germany" –
originally produced by Trotec

Cutting-edge materials ensure
that the heat is spread evenly
throughout the entire area

Complete with rear-wall insulation
to ensure maximum energy efficiency
and that the heat is directed directly
at the object

Highly-efficient heating method with
environmentally-friendly IR-C-radia-
tion for drying out brickwork quickly

Heat transfer via light waves – object
is heated directly – no convective loss

Clean heat – no noise, no smell,
no condensate, no oxygen needed

Can be stacked quickly and stably

Multi-stack capability

Robust aluminium composite
construction with high torsional
rigidity in maintenance-free
Trotec quality

Feet can be assembled without the
need for tools

Incorporated transport retainer for feet

Integrated energy consumption meter
(MID-compliant)

Heating know-how:



More information regarding
the different types of heating
devices including a functional
description and application focus can be
found at

uk.trotec.com/heater_guide

Infrared heating panel TIH 650+



**For the drying of brickwork in
new buildings, clearing water damage
or the renovation of old buildings**

The infrared heating panel is suitable for surface
drying of walls in new buildings or after water
damage.

**Massive brickwork in particular can be
dried out considerably faster than when using
conventional drying methods.**

The area can only be dried effectively when the heat
is spread out evenly over the entire panel.

The TIH+ works to your advantage

In contrast to conventional infrared heating panels,
which often only achieve inhomogeneous heat
distribution, the use of innovative materials in the
construction of our torsion-resistant professional
TIH 650+ heating panel guarantees absolutely even
radiation output over the entire surface.

The additional rear insulation of the heating plate
ensures maximum energy efficiency and optimal
object-oriented radiation performance.

Since the device works silently, it can also be used
in inhabited environments without any problems.



TIH 650+
High-quality infrared heating panel with
genuine 650 watts of heating capacity



Screwless foot construction

The compact feet of the TIH 650+ can be attached to the heating plate without tools.

Instead of a screw connection, a spring bolt is integrated into the base of the TIH 650+, which securely engages during installation and ensures a positive connection with the heating plate.

No additional tools are required for the assembly: Pull and remove or pull and attach – it's that simple. To save space during transportation the feet can be placed in the designated holder on the panel's heating side.

The feet are also useful aids for an optimal positioning. They are designed in such a way that when the feet touch the wall the optimum heating distance and efficiency is automatically ensured. Hence, a distance measuring prior to setup is not required.



Easily expandable application range

The optionally available mounting accessories allow you to also fasten the infrared heating panel TIH+ individually or collectively to customary assembly supports.



Easy to use

Installed vertically or horizontally, the TIH 650+ can easily be used either way – all you need to do is assemble the feet at the corresponding positions of the heating panel.



Foot transport position

At the rear TIH 650+ is provided with convenient mounting devices for both feet – during transport they are capively stored in the housing's runner by means of a plug connection.



Simple foot assembly

The foot for TIH 650+ is perfectly identical and fitted with an integrated spring bolt rendering additional assembly tools redundant. Pull and remove or pull and attach – it's that simple.



MID meter as standard

Ex works the TIH 650+ comes equipped with a MID-compliant energy consumption meter enabling a reliable documentation of the power consumption.

BASIC KNOW-HOW IN PRACTICE

Mechanisms for transporting moisture in mineral building materials

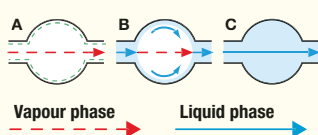
Porous, mineral building materials are made up of a network of diverse pores and capillaries.

These vary in size and form and are all basically designed with the intention of transporting water. Depending on the moisture content of the building material, the water is in principle transported via two different means: diffusion and water flow.

When diffusion occurs, water vapour can pass through the whole pore space (A).

When the water content increases, a film of water forms on the surface of the larger pore spaces and the smaller pores are totally filled with water (B).

When the building material is saturated, there is so much water in the expanded pores that it can only be transported via water flow (C).



This liquid water transport phase is significantly more efficient than is the case with diffusion.

The following can be concluded with regard to the suitability of heating panels for drying out walls:

1. Infrared heating panels should only be used for drying out building materials which are highly porous with well-developed capillary systems, e.g. bricks and some types of natural stone
2. Infrared heating panels are ineffective when used in combination with compressed building materials for walls with closed structures or small capillaries (concrete). The moisture is transported mainly via diffusion.

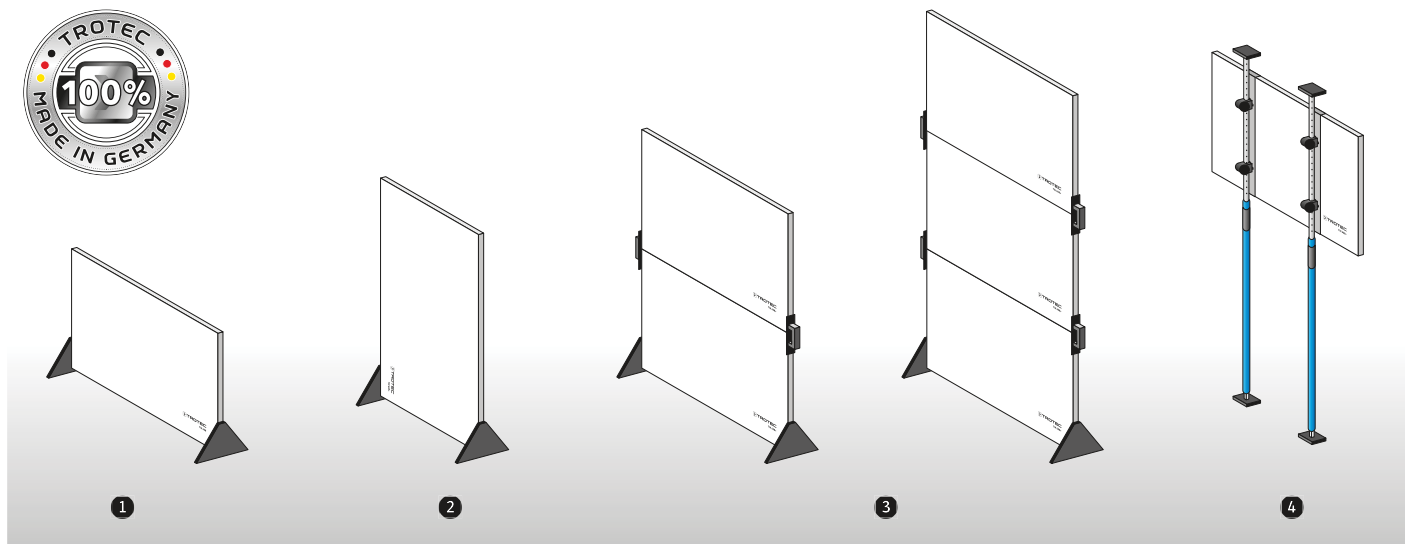
3. Drying can only be carried out effectively during the liquid phase. This is the only phase during which the moisture follows the heat flow.

4. When the water flow ceases because of the increasing degree of dryness, the moisture transport occurs increasingly via diffusion. From this point on, heating panels will not have the slightest effect on the drying process!

Conclusion: Infrared panels can help to accelerate the drying process as long as the moisture transport in saturated building materials occurs via water flow.


Infrared panels are, however, totally unsuitable as a sole substitute for dehumidifiers until the equilibrium moisture has been achieved!

Flexibly adjustable professional system:



- 1 Individual horizontal floor installation of the TIH 650+ by mounting the supplied feet.
- 2 Individual vertical floor installation of the TIH 650+ by mounting the supplied feet.
- 3 Floor installation of the TIH 650+ by mounting the supplied feet and installed on top: a stack of other devices connected by means of stacking handles.
- 4 With the optionally available assembly support connection set and the set of assembly support fastening clamps the TIH 650+ can also be fastened to customary assembly supports to enable surface drying specifically directed at elevated areas.

The TIH 650+ impresses with a very consistent radiation performance over the entire area



Thermographic inspections document that conventional infrared heating panels are often only able to spread the heat they generate unevenly, which means that surface areas cannot be dried evenly.

In addition, the heating performance of these models is often subject to fluctuations and the temperature at the heating elements is often far too high.

Certain building materials are extremely sensitive to heat build-ups. This can have particularly adverse effects.

If gypsum plasterboard is subjected to too much heat, for example, then crystal water is driven out of the plasterboard causing it to become extremely instable.

By contrast, the professional TIH infrared heating panel is characterized by constant temperature values and a very consistent radiation performance over the entire area.

Heating capacity and wall distance of the TIH 650+ were assessed by the designers in a way that, even with gypsum building materials, there can be no material heating to structurally destabilising temperature ranges.



Optionally available accessories:



Assembly supports connection set TIH 650+

Article number 1.410.003.003

Fig. 1: With the two connection bars contained in this set, the TIH 650+ can be hooked into the optionally available fastening clamps for assembly supports horizontally or vertically, for example for a targeted heating of higher wall surfaces.



Stacking handles set

Article number 1.410.003.009

Contains two fitting handles, applicable without the need for tools, for the stable combination of two TIH heating panels by stacking one on top of the other. Up to three panels can be installed as a self-supporting stack.



Fastening clamps set for assembly supports

Article number 1.410.003.004

Two clamps in a set for fastening TIH heating panels to customary assembly supports.



Transport bag

Article number 1.410.003.005

Robust transport bag made of water-resistant, coated polyester fabric with extra-firmly sewed shoulder strap and additional zip compartment for the feet of the TIH 650+.



Radio-controlled socket thermostat BN35

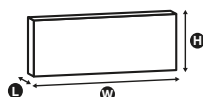
Article number 6.100.007.008

Permits the regulation of temperature and operating time of one or more heating panels.

Via a radio transmitter covering a range of 20 m up to 100 thermostats can be individually configured. Adjustable temperature range between 0 and 70 °C, six programmable switching times per day.

One transmitter and one receiver included in the scope of delivery, additional receivers are optionally available (Art. no. 6.100.007.007).

Technical data		Infrared heating panel TIH 650+
Article number		1.410.003.030
Heating performance ¹ [W]		650
Effective range [m ²]		0.85
Power supply [V/Hz]		230 / 50
Electric connection	Plug type	CEE 7/7
	Cable length [m]	3
	Overheating protection	yes
Energy consumption meter (MID-compliant ²)		integrated
Mobility		portable
Length* [mm]		36
Width [mm]		1,370
Height* [mm]		625
Weight* [kg]		10.7
Standard scope of delivery:		heating panel and two separate feet



* without feet; ¹ at a film temperature of 20 °C. The heating capacity varies depending on the film temperature at the heating element which can reach up to 85 °C.

² What does MID compliant mean? The European Measuring Instruments Directive (MID) has replaced the existing rules of national approval and subsequent calibration in some areas. As a result, all power meters, which are used for energy consumption billing, must be MID compliant in the future.

A FEW PRACTICAL BENEFITS:

High-performance axial fans – manufactured in keeping with high industrial standards

Extremely robust for the professional continuous operation even in the toughest of circumstances

Splashproof (IP55)

Space-saving stackability for transport and storage

Suitable for connection of a dust bag for the removal of dirt particles by suction

Variably usable hose adapter to connect air transport hoses for the purposes of ventilation, air distribution, dust collection and transport of cold or warm air

High-performance fans with an air flow rate of up to 8,500 m³/h

The fans of the TTV series combine versatility with profitability on a professional level.



High quality, reliability and durability are convincing arguments for Europe's best-selling axial fan series

Power consumption billing?

For commercial billing the electricity consumption must be determined by means of an MID meter. Device without an MID meter? The BX50 MID provides the solution – further information can be found on page 167 ...



This is one of the reasons why the professional axial fans of the TTV series have been the first choice for tens of thousands of machine rental companies, restoration service providers, construction and industrial companies and craft businesses in their daily ventilation applications for many years.

The robustly designed devices are characterised by a high volume flow rate and come with protection type IP55, making them equally suitable for indoor and outdoor use.



In order to precisely direct the air current e.g. to high wall or ceiling areas, the tilt angle of all TTV models can be variably adjusted.



TTV fans can be carried to the operating site without effort. There are two vice grips attached to both sides of the frame by which the discharge direction can be variably aligned.








One adapter – manifold fields of application ...



On both sides, the TTV hose adapter can optionally be connected to the fan for suction or ventilation purposes. For ventilation over longer distances we recommend the combined application with the 160 Pa high-pressure fan TTV 4500 HP.

The use of two hose adapters enables the combined application of air transport hose and dust bag to remove dirt particles.

Technical data		TTV 4500	TTV 4500 HP	TTV 7000	
Article number		1.510.000.010	1.510.000.012	1.510.000.030	
Amount of air [m³/h]	Step 1	2,300	2,000	3,800	
	Step 2	3,450	3,000	5,600	
	Step 3	5,300	4,500	8,500	
Air current		blowing out / sucking in			
Air discharge velocity	[m/s]	11	9	11	
	[km/h]	39.6	32.4	39.6	
Discharge distance [m]	outdoors / indoors	15 / 50	25 / 60	20 / 65	
Air pressure max. [Pa]		80	160	100	
Max. transport medium temperature [°C]		45	45	45	
Input voltage [V / Hz (A)]		230/50 (1.1)	230/50 (1.4)	230/50 (1.8)	
Power input [kW]		0.25	0.33	0.41	
Protection [A]		10	10	10	
Type of protection		IP55	IP55	IP55	
Max. sound level (distance 3 m) [dB(A)]		53	64	58	
Length [mm]		358	358	365	
Width [mm]		515	515	620	
Height [mm]		520	520	620	
Weight [kg]		14.5	15.5	18.5	
Mobility		portable / stackable	portable / stackable	portable / stackable	
Hose connector [ø mm]		450	450	560	
Available Accessories		TTV 4500	TTV 4500 HP	TTV 7000	
Hose adapter			Art. no. 6.100.005.010	Art. no. 6.100.005.010	Art. no. 6.100.005.020
Dust bag ¹ class M	Length 3 m		Art. no. 7.160.000.110	Art. no. 7.160.000.110	—
	Length 5 m	Art. no. 7.160.000.112	Art. no. 7.160.000.112	Art. no. 7.160.000.112	
Air transport hose Tronect SP-T L 7,6 m ¹			Art. no. 6.100.001.214 ²	Art. no. 6.100.001.214 ²	Art. no. 6.100.001.217 ²
Universal tension belt			Art. no. 6.100.001.995	Art. no. 6.100.001.995	Art. no. 6.100.001.995
Professional extension cable, 230 V, 2.5 mm², Length 20 m			Art. no. 7.333.000.376	Art. no. 7.333.000.376	Art. no. 7.333.000.376

¹ hose adapter required; ² you can find these and other air transport hoses from catalogue page 176 onward.

Dust protection during restoration works:

During restoration work, material processing and disposal dust is inevitable.

In this context the latest studies are alarming, which suggest, that the current peak values for dust at the workplace most likely are no sufficient protection against lung cancer.

Consequently affected are inter alia employees in the construction industry, who keep inhaling respirable fine particulates – even though the material itself might not be regarded as toxic.

Hence, protect your staff and yourself from dangerous fine particulates at work!

A field-tested alternative to reduce dust exposure is the removal of dirt and dust particles by suction. Trotec's washable dust bags have a transmittance of less than 0.1 %, comply with dust class M and conform to DIN EN 60335-2-69 about the use of filters in machines and appliances removing dust.



No dust – no risk:

By attaching hose adapters on both sides, exhaust hoses and dust bag can be used in combination – also over long distances.

A simple, inexpensive, and yet highly effective dust collection system!



All TTV models can stably be stacked for transport and storage.

A FEW PRACTICAL BENEFITS:

Robust compact housing with integrated hose connector and carrying handle

High air flow rate – adjustable in two stages

Form-fit chain-linking of several devices possible to enhance the performance

Batch-mode operation with up to three devices – for storage up to five devices may be stacked on top of one another

Integrated service socket

Operating hours counter

Optionally also available with tilt frame

High-performance fan TTV 4500 S

The new fan standard for construction and restoration work



Axial, integral, capital!

With its high performance the TTV 4500 S brings a fresh breeze

Whether to speed up construction drying, for dust collection or the ventilation on construction sites, in storage spaces and workshops or the agriculture – the TTV 4500 S is a smart ventilation solution for all users looking for a budget-optimized high-performance fan.

The particularly compact device is equipped with many practice-oriented details, making its application both convenient and simple. Its equally robust and lightweight integral housing can be stacked up to five times and comes equipped with hose connectors, carrying handle, cable holder and rubber feet for a secure footing.

During operation the adjustable 2-stage axial fan can impress with high pressure and an enormous air flow rate of up to 5,000 m³/h – this corresponds roughly to 1,388 litres of air per second. Therefore, the TTV 4500 S is the ideal fan type for the circulation of high air volumes.

Moreover, the air-pressure power can flexibly be increased by means of a device cascade: Thanks to the innovative series connection using locking lever and locating pin, several TTV 4500 S's can be combined to form a positive-fit connection. Alternatively, batch-mode operation of up to three fans is also an option.



Further a tilt frame for the TTV 4500 S is optionally available for the targeted aeration of higher wall or ceiling sections.

TTV 4500 – professional or standard?

While the professional axial fan TTV 4500 with its versatile system accessories and IP55 type of protection is ideally suited for flexible use in the rental business, the compact TTV 4500 S scores in the sector of construction and restoration work thanks to its robust integral housing and with the daisy chain option for linking several devices in order to concentrate and so to increase the performance.

Therefore, the ideal TTV construction fan to meet your requirements is always available!



Power consumption billing?

For commercial billing the electricity consumption must be determined by means of an MID meter. Device without an MID meter? Then the socket outlet meter BX50 MID provides the optimum solution – further information can be found on page 167...



Whether it's a new model you are looking for or a reconditioned one, whether you are thinking of buying or leasing – Trotec provides you the ideal solution for every demand: Visit the Trotec Shop to find out more about great deals on our new products, our super special offers and our wide selection of demonstration, reconditioned and specially-priced products. For more information go to www.trotec.com or directly use the QR Code.

TTV 4500 S – cascadable construction fan with high-performance axial blower



Either an air hose or a dust bag can be fastened to the connector integrated on the exhaust side.



Innovative series connection: Up to four devices may simply be linked in series to increase the air-pressure power.



Concentrated axial force: The TTV 4500 S conveys up to 1,388 litres of air per second!

Technical data		TTV 4500 S
Article number		1.510.000.013
Air volume [m³/h]	Step 1	4,350
	Step 2	5,000
	Step 3	–
Air current		blowing out / sucking in
Air discharge speed [m / s (km/h)]		11 / 39.6
Discharge distance outside / inside [m]		15 / 50
Air pressure max. [Pa]		130
Max. transport medium temperature [°C]		45
Input voltage [V / Hz (A)]		230 / 50 (1.7)
Power input [kW]		0.325
Fusing [A]		10
Type of protection		IP44
Plug		CEE 7/7, cable length 4 m
Sound level (distance 3 m) [dB(A)]		74
Length [mm]		330
Width [mm]		530
Height [mm]		560
Weight [kg]		14.8
Hose connector [ø mm]		480
Equipment and functions		TTV 4500 S
Service socket		■
Operating hours counter		■
Multi-device linking		■
Carrying handle		■
Rubber feet		■
Stackable		■
Accessories		TTV 4500 S
Tilt frame		6.100.005.005
Air transport hose* Tronect SP-T, length 7.6 m		6.100.001.216
Dust bag class M, length 5 m		7.160.000.112
Universal tension belt		6.100.001.995



Simply easy to handle

In addition to the splash-proof 2-step operating switch the control panel of the TTV 4500 S also accommodates a convenient operating hours counter and a 6 A service socket, by means of which up to four series-connected fans can be supplied with electricity.



Innovative series connection

Owing to a form-fit cascade of up to four devices you can flexibly increase the air-pressure power.

Every TTV 4500 S comes equipped with robust rubber locking levers on both sides, which can easily be thrown and fastened to the locating pins of the fan to be linked. With each blower added to the cascade, the available air-pressure power rises.

Alternatively, up to three TTV 4500 S's may be operated together when stacked for maximum area output.

A FEW PRACTICAL BENEFITS:

Development, Design, Production:
100 % Trotec

Hose connectors on blow-out
and suction side

Robust housing made of polyethylene

Space-saving stackability
for storage and transport

Ideally suited for many
typical ventilation applications

Connection facility for a dust
bag intended for dust collection

Tried and tested German industrial
design – protected prototype

Conveying fans with an air flow rate of up to 3,000 m³/h

TTV conveying fans are the economic solution for
quick and easy ventilation or air transport.



Space-saving solution:

The compact and robust TTV conveying fans can be stored, used or transported while stacked on top of one another.

Whether for the fresh air supply in poorly ventilated rooms or the ventilation during channel construction or welding jobs – wherever large amounts of air have to be circulated moderately, quickly and easily in none too harsh circumstances, the axial TTV conveying fans take to it like a duck to water. Just set it up, switch it on, all done!

The easy-to-install combination of fan and air hose makes these appliances to universal air conveyors for the variable application under pressure or suction.

If required, a dust bag can be connected at the same time for the dust collection.



Air transport hoses can be attached on both sides for the fresh air supply or air extraction.

Thanks to the bilateral hose connectors on blow-out and suction side, the TTV conveying fans are perfectly suited for the supportive air transport in case of air conditioning or heating covering longer distances via a number of connected hoses.

To boost the air current the appliances are simply installed as link between two hoses.



Power consumption billing?

For commercial billing the electricity consumption must be determined by means of an MID meter. Device without an MID meter? Then the socket outlet meter BX50 MID provides the optimum solution – further information can be found on page 167...



Whether it's a new model you are looking for or a reconditioned one, whether you are thinking of buying or leasing – Trotec provides you the ideal solution for every demand: Visit the **Trotec Shop** to find out more about great deals on our new products, our super special offers and our wide selection of demonstration, reconditioned and specially-priced products. For more information go to www.trotec.com or directly use the QR Code.

Hint: Quicker construction drying achieved by the additional utilization of TTV high-performance fans



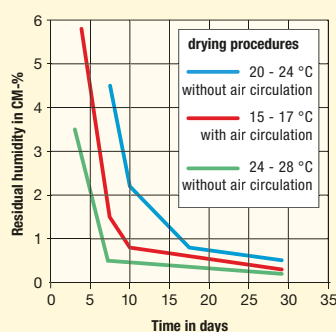
With rising temperature, the air's humidity absorption capacity increases. But optimized air exchange rates also substantially contribute to the acceleration of the drying process, as the adjoining diagram illustrates.

For an even faster drying you should therefore add an additional fan to every construction dryer as a rule.

Important: Due to their design TTV conveying fans are not suited for construction drying. Required are powerful air circulating fans, e.g. a TTV 4500 or 7000.

These high-performance units provide for a greater air circulation, even large-scale, by which a quicker evaporation is caused. Namely because the higher the flow rate on the material surface is, the quicker can construction drying ensue.

Depending on the construction design, you can halve drying time just by combining fan and dryer!



But beware: An overdimensioning of the dehumidification performance does not entail shorter, but longer drying periods and thus needlessly high electricity and lease costs.

This was verified by various testing institutes and universities.



Appropriate air transport hoses for ventilation applications can be studied in chapter "Accessories" starting on catalogue page 176...

Technical data	TTV 1500	TTV 3000
Article number	1.510.000.006	1.510.000.014
Amount of air [m³/h]	1,050	3,000
Air current	blowing out / sucking in	blowing out / sucking in
Max. hose length [m]	15	38
Air pressure max. [Pa]	225	360
Input voltage [V/Hz]	230/50	230/50
Power input [kW]	0.17	0.73
Protection [A]	10	10
Type of protection	IP44	IP44
Sound level (distance 3 m) [dB(A)]	71	77
Length [mm]	348	470
Width [mm]	285	390
Height [mm]	324	460
Weight [kg]	8	14.5
Mobility	portable / stackable	portable / stackable
Hose connector ø [mm]	200	300
Accessories	TTV 1500	TTV 3000
Air transport hose Tronect SP-T, length 7.6 m	Article number 6.100.001.200	Article number 6.100.001.205
Dust bag, length 3 m	Article number 7.160.000.108	Article number 7.160.000.109
Universal tension belt	Article number 6.100.001.995	Article number 6.100.001.995
Replacement hose connectors	Article number 7.310.000.007	Article number 7.310.000.008



Air purification during work in dusty rooms:



In harsh, dusty work environments, high-performance air cleaners should be used to filter harmful fine particulates and suspended matter such as asbestos dust, mineral fibres or mould spores.

If you for instance carry out blasting operations or indoor restorations due to asbestos, water damage or mould, we recommend the application of our professional TAC air cleaner with certified system efficiency for suspended matter according to EN 1822.

More information can be found in chapter "Air cleaning" starting on catalogue page 130...



A FEW PRACTICAL BENEFITS:

Professional quality
"made in Germany" –
originally produced by Trotec

Extremely robust construction,
ideal for rentals

Steplessly adjustable inclination angle
of the flow direction (TTW 100000)

Air flow rate infinitely variable

Uber-wind machines of the TTW series

The largest mobile fans for air circulation and theatrical ventilation across the globe



TTW 100000

TTW 400000

**Exclusively available only at Trotec:
The world's most powerful mobile wind machine!**

The TTW 400000 is unique in the world: blade diameter of just under three metres, maximum air pressure of 500 Pa and an unbelievable air flow rate of almost half a million m³/h.

THE solution if you need maximum air flow rate!

The wind machines TTW 400000 and TTW 100000 are premium devices, completely manufactured in Germany, with an extremely robust transport frame construction and high-quality electronic and mechanical components.

This renders them virtually indestructible and ideally suited for mobile air circulation for machine rental companies, in the industry and the entertainment sector.

Owing to the standard frequency converter, the enormous performance of these units can be regulated precisely and steplessly. And with IP55 type of protection both wind machines are suited for flexible indoor and outdoor application.

The operating elements of the TTW 400000 are accommodated in a lockable control cabinet, thereby pro-



tected against unauthorized access. A separate material storage cabinet affords additional space for tools or disassembled swivel casters.



TTW 100000 also available
as ex-proof version



Whether it's a new model you are looking for or a reconditioned one, whether you are thinking of buying or leasing – Trotec provides you the ideal solution for every demand: Visit the **Trotec Shop** to find out more about great deals on our new products, our super special offers and our wide selection of demonstration, reconditioned and specially-priced products. For more information go to www.trotec.com or directly use the QR Code.

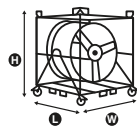
Professional axial fans with XXL performance for maximum air circulation



The wind machine TTW 100000, also available as ex-proof version, comes equipped with an infinitely variable inclination regulator for the fan. Due to the adjustable flow direction, the air current can be aimed specifically at high wall or ceiling sections.

Technical data	TTW 100000	TTW 100000 Ex	TTW 400000
Article number	1.510.001.060	1.510.001.065	1.510.001.080
Air volume freely blowing max. [m³/h]	109,000	109,000	432,000
Air current	blowing out	blowing out	blowing out
Air discharge speed [m/s (km/h)]	24.6 (88.56)	24.6 (88.56)	28 (100.8)
Discharge distance outside / inside [m]	120 / 400	120 / 400	140 / 500
Fan stages	infinitely variable	infinitely variable	infinitely variable
Air pressure max. [Pa]	600	600	500
Max. transport medium temperature [°C]	40	40	40
Input voltage [V / Hz (A)]	400 / 50 (44)	400 / 50 (44)	400 / 50 (168)
Power input [kW]	22	22	90
Fusing [A]	63	63	200 (direct connection)
Plug	CEE 63 A, 5-pole	CEE 63 A, 5-pole	–
Type of protection	IP55	IP55	IP55
Explosion protection	–	ATEX zone 2 (Ex II 3 G), T4	–
Sound level (distance 3 m) [dB(A)]	88	88	92
Length [mm]	1,830	1,830	2,580
Width [mm]	1,620	1,620	1,800
Height [mm]	2,180	2,180	2,725
Weight [kg]	790	790	2,225
Equipment	TTW 100000	TTW 100000 Ex	TTW 400000
Inclination regulator (stepless)	■	■	–
Frequency converter	■	■	■
Crane lugs	■	■	■
Forklift pockets	■	■	■
Swivel casters with parking brake	■	■	■
Stackable frame	■	■	–

■ Standard equipment



The frame of the TTW 100000 houses a frequency converter bracket with control panel at the rear ①. The holder, which can be secured for transport, can be variably unscrewed during operation for easy operating access.

Trotec

Dehumidification

Humidification

Heating

Ventilation

Air conditioning

Air cleaning

Disinfection and
Odour neutralization

Accessories

A FEW PRACTICAL BENEFITS:

Development, Design, Production:
100 % Trotec

Powerful axial fans – manufactured to
high industrial standards

Extremely robust for professional
long-term operation even under
hardest conditions or for rental
applications

High air circulation capacity
of up to 45,600 m³/h

Robust machines that can weather
the harshest of conditions

Multiple stackability for
ventilation stacking installations and
space-saving storage


Easy handling

Quick relocation thanks
to heavy-duty castors



Wind machines of the TTW series

Professional fans for mobile air circulation
for machine sublessors, industry and entertainment



TTW 45000

TTW 20000

The winds of change for firms, parties, film and photo shoots...

With these mobile fans you immediately know which way the wind blows – always from its most professional side. Because the high quality devices of the TTW series are uncompromisingly designed for the decisive requirements of industrial operators:

- **Robustness**
- **Reliability**
- **Durability**
- **Investment security**
- **Value stability**

You always know where the wind's blowing from with the mobile fans in the TTW Series. And if it's high air circulation and ventilation capacities you're looking for you won't find a better match than these highly-flexible wind machines that are especially well-suited to a whole host of individual situations and applications both indoors and out.

The wind machines in the TTW Series are ideal for both commercial and industrial use. There is no end to the number of possible applications: they can be used for traverse ventilation, for ex-

ample, or to cool machines as well as for cooling rooms.

TTW machines are simply a must for film and photo shoots and indispensable at events where effect ventilation is what you want.

The machines are so versatile that they can replicate a mild, mid-summer breeze in a photo studio, or be used to whip up winds for a raging storm on a film set – when it comes to creating wind, the TTW Series has just the right wind machine to match your needs.




Whether it's a new model you are looking for or a reconditioned one, whether you are thinking of buying or leasing – Trotec provides you the ideal solution for every demand: Visit the **Trotec Shop** to find out more about great deals on our new products, our super special offers and our wide selection of demonstration, reconditioned and specially-priced products. For more information go to www.trotec.com or directly use the QR Code.

Benefit from the diverse fields of application of the TTW series

- Traverse ventilation of larger rooms and halls
- Indoor and outdoor air circulation
- Effect ventilation for fairs, fashion shows, discotheques
- To cool machines, production sites, pavilions or showrooms
- Wind and storm simulation for film and photo shoots
- For drawing off smoke out of buildings
- And much, much more...



The TTW 20000 and TTW 45000 are professional wind machines designed for use in especially harsh and unforgiving conditions, which is why they



"When you've seen these amazing wind machines in action, you simply won't want to settle for less!"

are housed in an extremely robust and sturdy frame with a protective grid on both the high pressure and the low pressure side.

The four heavy-duty castors and parking brake give the machines just the right degree of mobility, allowing them to be moved around quickly from one place to another but without any concessions to stability.

Stackable wind machines that are more than just a storm in a teacup – they're a whole new dimension in the art of wind making...

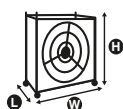
The fact that the professional wind machines in the TTW Series can be stacked one on top of the other is not only a big plus when it comes to storing them. The truly remarkable thing about these wind machines is that they can also remain stacked when in operation, which means that they can be used to replicate a raging storm that audiences are unlikely to forget with totally impressive air quantities of up to 45,600 m³/h.



This special design and construction make both models ideal for use in both large halls and film studios.



Technical data	TTW 20000	TTW 45000
Article number	1.510.001.020	1.510.001.040
Air flow rate [m³/h]	0 - 20,000	45,600
Air current	blow out	blow out
Air discharge speed [m/s (km/h)]	8.8 (31.68)	9.6 (34.56)
Discharge distance outdoor / indoor [m]	15 / 58	20 / 120
Fan stages	continuously variable	1
Air pressure max. [Pa]	110	70
Transport medium temperature max. [°C]	45	40
Input voltage [V / Hz (A)]	230 / 50 (3.8)	400 / 50 (2.8)
Power input [kW]	0.79	1.5
Protection [A]	10	10
Plug	safety plug (CEE 7/7)	CEE 16 A, 5-pole
Sound level (distance 3 m) [dB(A)]	50 - 80	65
Mobility	wheelable / stackable	wheelable / stackable
Length [mm]	1,070	1,395
Width [mm]	600	720
Height [mm]	1,300	1,625
Weight [kg]	52	88
Protection class	IP55	IP55



A FEW PRACTICAL BENEFITS:

A cost-saving option for semi-professional ventilation applications

Air circulation capacity to 32,600 m³/h

Plug-in devices easy to handle

Adjustable inclination angle of the flow direction from horizontal to vertical position

Flexible change of location by means of carriage construction

TTW-S Wind Machines

The economic standard solution for mobile air circulation



Versatile drum fans for use on constructions sites, on stage, in the industry or agriculture:

- Ventilation of marquees, industrial buildings and construction zones
- Temporary support of cooling or heating systems
- Theatrical ventilation on stage, at movie and photo sets
- Accelerated drying of great water damage
- Olfactory deaeration in agriculture and production



Whether it's a new model you are looking for or a reconditioned one, whether you are thinking of buying or leasing – Trotec provides you the ideal solution for every demand: Visit the Trotec Shop to find out more about great deals on our new products, our super special offers and our wide selection of demonstration, reconditioned and specially-priced products. For more information go to www.trotec.com or directly use the QR Code.

Reliable and powerful air-circulation device also for small budgets



As the economic alternative to the TTW professional series, these drum fans are suited for the most diverse semi-professional air circulation tasks for indoors and outdoors alike.

The ready-to-connect wind machines of the TTW-S series have a robust, galvanized steel case with chassis, which supports the adjustable two-stage fan in an inclinable drum.

Thanks to the adjustable inclination angle, both TTW-S models can be variably aligned up to a vertical flow position. In this manner the air current can be directed specifically at high wall or ceiling sections.



How many air changes are necessary?

Provided below is a list of typical air exchange rates for common application scenarios, so you can quickly calculate the required capacities for your demand

Room type	air change / h	Room type	air change / h
Office	4 - 8	Engine room	15 - 30
Garage	4 - 6	Restaurant	6 - 10
Inn	10 - 12	Acids cabinet	40 - 50
Foundry	8 - 15	Meeting room	5 - 10
Cafeteria	6 - 8	Gym	2 - 3
Laboratory	5 - 15	Theatre	5 - 8
Paint shop	20 - 50	Workshop	6 - 10
Storage facility	3 - 6	Living area	4 - 6

Which wind machine is to be used for which type of application?

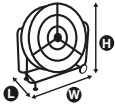



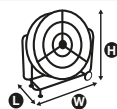
The appliances of the TTW-S series are cost-saving solutions with a solid technological background for typical standard ventilation tasks in the semi-professional sector.

By contrast, the wind machines of the TTW pro series were designed for a considerably higher air flow rate in continuous operation – and also for the stresses and strains resulting from frequently changing locations when rented out to be used in harsh environments.

If required, several TTW wind machines can be assembled to extensive ventilation installations in batch mode.

The professional wind machines of the TTW series can be found starting on page 102...

Technical data		TTW 25000 S	TTW 35000 S
Article number		1.510.004.020	1.510.004.025
Amount of air [m³/h]	Step 1	21,000	24,600
	Step 2	27,600	32,400
Power [W]	Step 1	520	620
	Step 2	650	750
Sound level [dB(A)]	Step 1	65	65
	Step 2	75	75
Electrical connection [A]		16	16
Input voltage [V / Hz]		230 / 50	230 / 50
Plug		CEE 7/7	CEE 7/7
Mobility		Wheelable	Wheelable
Length [mm]		525	525
Width [mm]		1,060	1,230
Height [mm]		1,140	1,140
Weight [kg]		44	49
Available accessories		TTW 25000 S	TTW 35000 S
Professional extension cable, length 20 m, 230 V / 2.5 mm²		Article number 7.333.000.376	Article number 7.333.000.376



A FEW PRACTICAL BENEFITS:

Development, Design, Production:
100 % Trotec

Robust, high-quality units
"made in Germany" with a high
conveying capacity

Splash-proof model (IP55)

Can also be used in very
dusty surroundings

Fan motor is situated outside
of the main air current

Can be connected to both intake and
exhaust ducts (TFV 1200 exhaust only)

Stable characteristics
and constantly high pressure



Also available for application
in ex-protection zones

High-pressure radial fans of the TFV series

*The perfect solution for all fields of application
where air is transported over long distances.*



**Exclusively
at Trotec!**



TFV 1200
standard model



TFV 1200
hiring model

**The devices of the TFV series belong to the most powerful,
mobile high-pressure radial fans on the market.**

Hence, these robust units are suited for the most varied ventilation applications,
for instance ...

- ✓ *on a building site:
for drainage works, welding
work or bulldozing away
contaminated soil*
- ✓ *during sealing and floor
coating in underground
working*
- ✓ *for the ventilation
of tunnel systems*
- ✓ *in the industry and agriculture*
- ✓ *for tank cleaning*
- ✓ *for the air transport when
cooling or heating marquees,
halls and exhibition rooms*
- ✓ *after fire damage
to combat suffocation*
- ✓ *for the temporary storage
of agricultural products and in
stables*

All models of the TFV series, in addition
to the standard version, are optionally
also available as hiring model.

The hiring model offers maximum mo-
bility and is optimally suited for use at
frequently changing locations.

All the high-pressure radial fans of the
TFV series were developed and manu-
factured according to the highest of
quality standards in Germany.



*Whether it's a new model you are looking for or a reconditioned one, whether you are thinking of buying or leasing –
Trotec provides you the ideal solution for every demand:* Visit the **Trotec Shop** to find out more about great deals on our new products, our super special offers
and our wide selection of demonstration, reconditioned and specially-priced products. For more information go to www.trotec.com or directly use the QR Code.



TFB 1200
hiring model

TFB 900
hiring model

TFB 600
hiring model

TFB 300
hiring model

TFB 100
hiring model

The Trotec TFB series: Particularly robust fans with capacities of up to 54,000 m³/h.

Versatile high-pressure radial fans for long air transport routes

Harmful substances such as paint and welding fumes, dust particles, carbon monoxide, nitric oxide, carbon dioxide and water vapour are discharged by means of room ventilation.

The high-pressure radial fans of the TFB series are optimally prepared for such tasks, for they convey up to 54,000 m³ of air per hour even over long distances with high counter pressure and are designed in an extremely stable manner for rough operating environments.

Because these fans suck in the air axially and blow it out radially, they are not only insensitive to polluted air with a high dust content, but moreover also ensure stable characteristics.

In the standard version the fans of the TFB series come with a robust, powder-coated steel housing with highly resistant two-component finish. These fans are optionally also available in all desired steel grades.

Also available for application in explosion protection zones



All models save the TFB 1200 are also available as ex-proof versions. Further information can be found starting on catalogue page 112 ...


High feed pressure due to radial fan

In case of long air ducts or many bends in the transport hoses there is usually a high resistance causing the air capacity to be reduced drastically.

Design related, an effective application of axial fans is often not possible in such cases.

In contrast to axial fans, the radial fans of the TFB series convey air vertically to the rotor axle according to the operating principle of a centrifuge, where air is pressed to the outside and condensed in a helical housing.

This technique is particularly well suited for long transport routes with high counter pressure.



TFB units are perfectly suited for the ventilation on long air transport routes with high counter pressure.




All hose connectors have double supporting rings for maximum support of the air hoses.



Robust IP55 construction made of a powder-coated steel housing with highly resistant two-component finish.



The optional frame provides optimum protection and maximum mobility.



Crane lifting lugs and forklift pockets are attached to all sides of each frame.



TFB 600 and TFB 900 are as standard equipped with a star-delta connection for smooth start-up.

Trotec

Dehumidification

Humidification

Heating

Ventilation

Air conditioning

Air cleaning

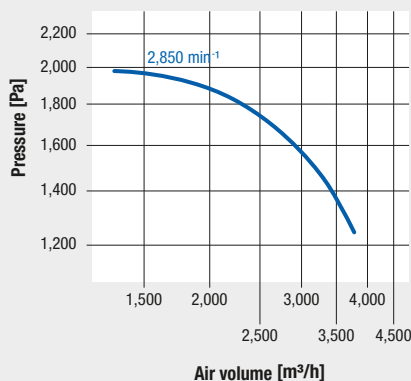
Disinfection and
Odour neutralization

Accessories

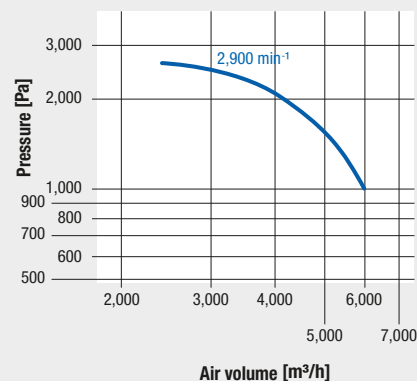
← High-pressure radial fans – further information ...

Performance characteristics on the pressure side

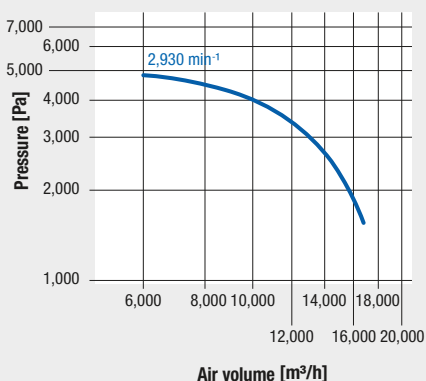
TFV 100 / TFV 100 Ex



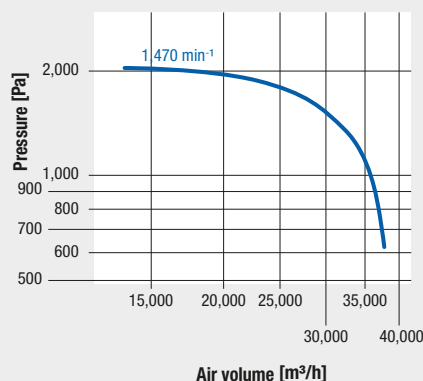
TFV 300 / TFV 300 Ex



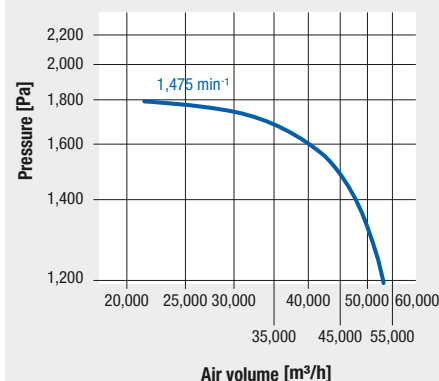
TFV 600 / TFV 600 Ex



TFV 900 / TFV 900 Ex



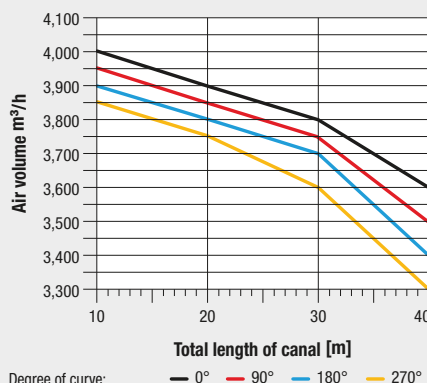
TFV 1200



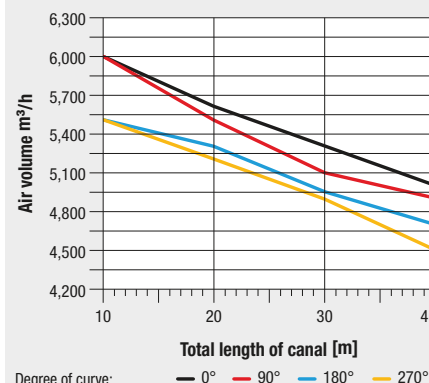
Air volume in proportion to channel length and degree of curvature

With increasing bends in air ducts or hoses the effective air volume is reduced, which is why these performance curves are helpful for a specific capacity calculation.

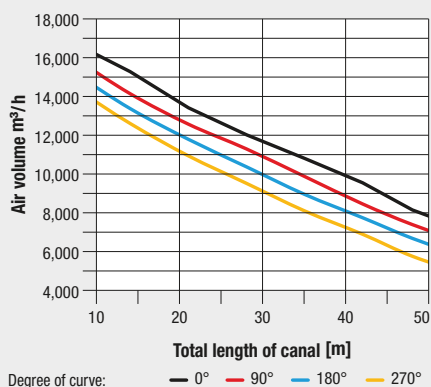
TFV 100 / TFV 100 Ex



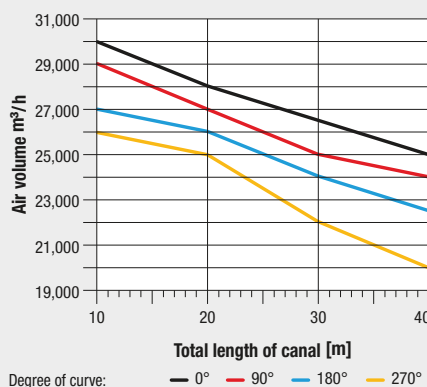
TFV 300 / TFV 300 Ex



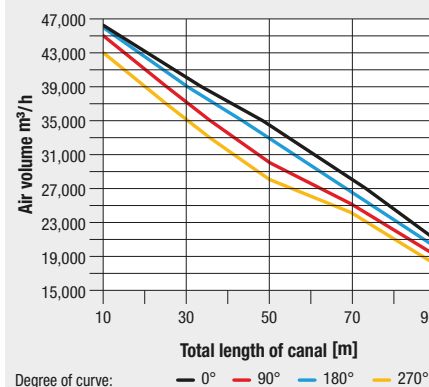
TFV 600 / TFV 600 Ex



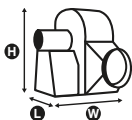
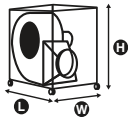




TFV 900 / TFV 900 Ex



TFV 1200



Whether it's a new model you are looking for or a reconditioned one, whether you are thinking of buying or leasing – Trotec provides you the ideal solution for every demand: Visit the Trotec Shop to find out more about great deals on our new products, our super special offers and our wide selection of demonstration, reconditioned and specially-priced products. For more information go to www.trotec.com or directly use the QR Code.

Standard model			TFV 100	TFV 300	TFV 600	TFV 900	TFV 1200		
Article number			1.510.002.010	1.510.002.030	1.510.002.040	1.510.002.050	1.510.002.070	Trotec	
Air volume freely blowing [m³/h]			4,000	7,000	16,000	33,600	54,000		
Air volume (air pressure¹) [m³/h (Pa)]			2,000 (2,020)	5,000 (1,900)	10,000 (4,000)	25,000 (1,900)	45,000 (2,150)		
Operating characteristics			see characteristic curves on page 110						
Air current			blowing out / sucking in	blowing out / sucking in	blowing out / sucking in	blowing out / sucking in	blowing out	Dehumidification	
Air discharge speed [m/s (km/h)]			17 (61.2)	27 (97.2)	21 (75.6)	34 (122.4)	38 (136.8)		
Fan stages			1	1	1	1	without steps (frequency controller)		
Max. air pressure¹) [Pa]			2,080	2,800	4,900	2,150	2,650		
Max. transport medium temperature [°C]			80	80	80	80	80		
Surrounding conditions [°C]			-20 to 40	-20 to 40	-20 to 40	-20 to 40	-20 to 40	Humidification	
Input voltage [V / Hz (A)]			400 / 50 (7.8)	400 / 50 (8.6)	400 / 50 (39)	400 / 50 (39)	400 / 50 (65)		
Power input [kW]			2.2	4.0	18.5	18.5	37		
Necessary fusing [A]			10	16	50	50	80		
Electrical connection			CEE 16, 5-pin	CEE 16, 5-pin	CEE 63, 5-pin	CEE 63, 5-pin	CEE 63, 5-pin		
Star-delta connection			–	–	■	■	–	Heating	
Suction nozzle ø [mm]			300	300	515	630	–		
Exhaust connection ø [mm]			300	450	515	630	630		
Sound level (distance 1 m) [dB(A)]			87.5	77	84	82	106		
Housing			steel, powder-coated, two-component finish						
Mobility			crane (lifting lugs), forklift (delivery on pallets)						
Type of protection			IP55	IP55	IP55	IP55	IP55	Ventilation	
Length [mm]			960	1,000	1,305	1,680	1,900		
Width [mm]			560	700	1,250	1,810	1,400		
Height [mm]			750	830	1,170	1,680	1,800		
Weight [kg]			120	150	233	450	750		
Optional frame			TFV 100	TFV 300	TFV 600	TFV 900	TFV 1200		
Article number			1.510.002.011	1.510.002.031	1.510.002.041	1.510.002.051	1.510.002.071	Air conditioning	
Mobility			wheeled and stackable frame with forklift slots and lifting lugs; rubber-tyred wheels with parking brakes						
Length [mm]			1,008	1,085	1,475	2,020	2,005		
Width [mm]			670	810	1,250	1,910	1,650		
Height [mm]			1,070	1,214	1,800	1,840	2,300		
Weight [kg]			70	80	361	360	410		
Available accessories			TFV 100	TFV 300	TFV 600	TFV 900	TFV 1200		
Recommended air transport hose suction side, L 7.6 m		Tronect SP-T ²)		Art. no. 6.100.001.205	Art. no. 6.100.001.205	Art. no. 6.100.001.216	Art. no. 6.100.001.220	–	Disinfection and Odour neutralization
Hose connection sleeve suction side				Art. no. 6.100.001.915	Art. no. 6.100.001.915	Art. no. 6.100.001.935	–	–	
Recommended air transport hose blow-out side, L 7.6 m		Tronect SP-T ²)		Art. no. 6.100.001.205	Art. no. 6.100.001.214	Art. no. 6.100.001.216	Art. no. 6.100.001.220	Art. no. 6.100.001.220	
Universal tension belt				Art. no. 6.100.001.995	Art. no. 6.100.001.995	Art. no. 6.100.001.995	–	–	
<i>Optionally available equipment: Hot air model with a max. transport medium temperature of up to 350 °C; housing material in all desired steel grades; for ambient temperatures between -40 °C and 80 °C to ISO class H; further equipment options on request.</i>									
<i>¹) at 20 °C, 500 m above sea level; ²) this and further air transport hoses can be found starting on catalogue page 176; ■ standard equipment</i>									

TFV radial fans for explosion protection zones



Due to their great air transport capacity with high air pressure, the ex-protection TFV models are suitable for manifold ventilation applications in class 2 ex-protection zones, e.g. for tank cleaning, in docks, refineries, shafts or silos.

These high-quality devices don't mind aggressive surroundings, for the radial fans designed according to ATEX directive 2014/34/EU are integrated in a robust, powder-coated steel housing with highly resistant two-component finish.

Switches, cables and plugs of the TFV Ex models are approved for use in explosion hazard conditions. Furthermore, appropriate connection plugs, approved for use in zones 1, 2, 21 and 22, are available for connection extensions.

In addition to the frameless standard version, all TFV Ex models are optionally also available as depicted incl. additional frame made of galvanized steel and with robust wheels, forklift slots and crane lifting lugs, affording you maximum mobility.

Connection plugs for application in ex-protection zones

Special connection plugs are optionally available for connection extensions of the ex-proof TFV models in explosion protection zones.

The adapter couplings are licensed for use in zones 1 and 2 (gas explosion protection) as well as zones 21 and 22 (dust explosion protection).

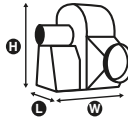
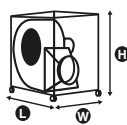
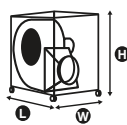








Technical data	Adapter coupling 16A Ex	Adapter coupling 63A Ex
Article number	6.100.005.210	6.100.005.220
Applicable for model	TFV 100 Ex, TFV 300 Ex	TFV 600 Ex, TFV 900 Ex
Gas explosion protection	Ex II 2G EEx ed IIC T6	Ex II 2G EEx ed [ib] IIC T5
Dust explosion protection	Ex II 2D IP 66 T80 °C	Ex II 2D IP 66 T95 °C, T130 °C
Rated operating voltage max. [V]	690	690
Rated operating current [A]	16	63
Ambient temperature [°C]	-20 to +40	-20 to +40
Connection	five-pin, 3P+N+PE, 6 h	five-pin, 3P+N+PE



Star-delta contactor combination



Standard model			TFV 100 Ex	TFV 300 Ex	TFV 600 Ex	TFV 900 Ex		
Article number			1.510.002.012	1.510.002.032	1.510.002.042	1.510.002.052	Trotec	
Air volume freely blowing [m³/h]			4,000	7,000	16,000	33,600		
Air volume (air pressure ¹⁾) [m³/h (Pa)]			2,000 (2,020)	5,000 (1,900)	10,000 (4,000)	25,000 (1,900)		
Operating characteristics			see characteristic curves on page 110					
Air current			blowing out / sucking in				Dehumidification	
Air discharge speed [m/s (km/h)]			17 (61.2)	27 (97.2)	21 (75.6)	34 (122.4)		
Fan stages			1	1	1	1		
Max. air pressure ¹⁾ [Pa]			2,800	2,800	4,900	2,150		
Max. transport medium temperature [°C]			60	60	80	60		
Surrounding conditions [°C]			-20 to 40	-20 to 40	-20 to 40	-20 to 40	Humidification	
Input voltage [V / Hz (A)]			400 / 50 (7.8)	400 / 50 (8.6)	400 / 50 (39)	400 / 50 (39)		
Power input [kW]			2.2	4.0	18.5	18.5		
Necessary fusing [A]			10	16	50	63 (slow-blowing) / 50 ²⁾		
Electrical connection			CEE 16, 5-pin	CEE 16, 5-pin	CEE 63, 5-pin	CEE 63, 5-pin		
Suction nozzle ø [mm]			300	300	515	630	Heating	
Exhaust connection ø [mm]			300	450	515	630		
Sound level (distance 1 m) [dB(A)]			87.5	77	84	82		
Housing			steel, powder-coated, two-component finish					
Mobility			crane (lifting lugs), forklift (delivery on pallets)					
Type of protection			IP55	IP55	IP55	IP55	Ventilation	
Ex-protection ³⁾			group II, category 3G, temperature class 4					
Length [mm]			960	1,000	1,305	1,680		
Width [mm]			560	700	1,250	1,810		
Height [mm]			750	830	1,170	1,680		
Weight [kg]			120	150	233	450		
Optional frame			TFV 100 Ex	TFV 300 Ex	TFV 600 Ex	TFV 900 Ex	Air conditioning	
Article number			1.510.002.011	1.510.002.031	1.510.002.041	1.510.002.051		
Mobility			wheeled and stackable frame with forklift slots and lifting lugs; rubber-tyred wheels with parking brakes					
Length [mm]			1,008	1,085	1,475	2,020		
Width [mm]			670	810	1,250	1,910		
Height [mm]			1,070	1,214	1,800	1,840	Air cleaning	
Weight [kg]			70	80	361	360		
								
Available accessories			TFV 100 Ex	TFV 300 Ex	TFV 600 Ex	TFV 900 Ex	Disinfection and Odour neutralization	
Recommended air transport hose suction side, length 7.6 m	Tronect SP-AV, anti-static		Art. no. 6.100.001.460	Art. no. 6.100.001.460	–	Art. no. 6.100.001.480		
	Tronect SP-AP, anti-static		Art. no. 6.100.001.410	–	–	Art. no. 6.100.001.430		
Recommended air transport hose blow-out side, length 7.6 m	Tronect SP-AV, anti-static		Art. no. 6.100.001.460	Art. no. 6.100.001.470	–	Art. no. 6.100.001.480		
	Tronect SP-AP, anti-static		Art. no. 6.100.001.410	Art. no. 6.100.001.420	–	Art. no. 6.100.001.430		
Adapter coupling	16 A Ex		Art. no. 6.100.005.210	Art. no. 6.100.005.210	–	–		
	63 A Ex		–	–	Art. no. 6.100.005.220	Art. no. 6.100.005.220		
Star-delta contactor combination 18.5 kW for ex-proof zone 22, 400 V, AC3, IP 55				–	–	Art. no. on request	Art. no. on request	Accessories
<i>Optionally available equipment: Hot air model with a max. transport medium temperature of up to 350 °C; housing material in all desired steel grades; further equipment options on request.</i>								
<i>¹⁾ at 20 °C, 500 m above sea level; ²⁾ optionally also available with 50 A fusing and star-delta contactor combination for ex-proof zone 22;</i>								
<i>³⁾ optionally also available for explosion group II, category 2G (zone 1), category 2D (zone 21) and category 3D (zone 2)</i>								

Optionally available equipment: Hot air model with a max. transport medium temperature of up to 350 °C; housing material in all desired steel grades; further equipment options on request.

¹⁾ at 20 °C, 500 m above sea level; ²⁾ optionally also available with 50 A fusing and star-delta contactor combination for ex-proof zone 22;

³⁾ optionally also available for explosion group II, category 2G (zone 1), category 2D (zone 21) and category 3D (zone 2)

A FEW PRACTICAL BENEFITS:

Development, Design, Production:
100 % Trotec

Both robust and lightweight
construction

Double-flow radial fans
with extra large shaft

Slip-resistant skids all round

Multiple fan stages

Operation and storage possible
in several angular positions

High energy efficiency, thus equally
powerful and energy-saving

Multiple stackable

Robust, dense metal veneering of the
engine to protect against dust

Tried and tested German industrial
design – protected prototype

MID-compliant* dual counter
for operating hours and energy
consumption (except TFV 10)

Square, practical, efficient

The professional TFV turbo fans
are perfectly fit for all types of
drying ventilation operations

**Exclusively
at Trotec!**



Turbo fans – redefined

While standard fans for hollow spaces are for the most part identical in every respect, the professional turbo fans of our TFV series come with unparalleled features.

The distinctive cuboid design not only looks, in practice it also offers compelling advantages. The space requirements for storage and transport are much reduced – seeing as both devices can be stacked a number of times.

For dry-out ventilation, the all-round skid-resistant runners ensure maximum support even at full power level and in each of the three variably usable installation positions.

Both turbo fans accommodate double-flow radial fans with an extra large shaft and especially formed air exhaust ducts, generating a broad near-ground air current over wet flooring or screeds. The room air is thus optimally distributed which perceptibly reduces drying time.

For carpet cleaning applications, accelerated drying not only saves time but also has the advantage that natural fiber surfaces can be warped much less and wave formation can be avoided.



A sturdy, dense metal veneer reliably seals the interior of the TFV turbo fan against the ingress of dust and dirt.



The professional TFV high-performance fans can be variably used to direct the air pressure in three different installation angles – horizontal, 45° and vertical.

Their non-slip feet ensure a secure footing in every position.



Whether it's a new model you are looking for or a reconditioned one, whether you are thinking of buying or leasing – Trotec provides you the ideal solution for every demand: Visit the Trotec Shop to find out more about great deals on our new products, our super special offers and our wide selection of demonstration, reconditioned and specially-priced products. For more information go to www.trotec.com or directly use the QR Code.

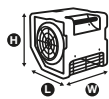
TFV turbo fans impress with smart equipment features

- ① Integrated cable holder
- ② Convenient handle bar
- ③ Slip-resistant skids all round
- ④ Operating hours counter
- ⑤ Bump stopper for easy stacking during transport and storage
- ⑥ Protection Recessed control panel with selector switches, service outlet and MID-compliant* dual counter for operational hours and energy consumption (except TFV 10).
- ⑦ Connection facility for optional three-way hose distributor (except TFV 10).



For TFV 20 and TFV 30, optional hose distributors are available to direct air flow to separate zones, whereas the un-hosed connections are reliably sealed by the supplied seal plug.

Technical data		TFV 10	TFV 20	TFV 30
Article number		1.510.003.021	1.510.003.024	1.510.003.041
Air volume [m³/h]	stage 1	310	850	1,600
	stage 2	380	1,185	1,850
	stage 3	–	–	2,200
Air current		blowing out	blowing out	blowing out
Fan stages		2	2	3
Max. air pressure [Pa]		150	390	425
Max. transport medium temperature [°C]		60	60	60
Input voltage [V/Hz (A)]		230/50 (0.39)	230/50 (2.15)	230/50 (3.8)
Max. power input [kW]		0.09	0.49	0.85
Electric connection	plug type	CEE 7/7	CEE 7/7	CEE 7/7
	cable length [m]	3	5	5
Necessary fusing [A]		10	10	10
Service power socket		–	■	■
Operating hours counter		■	■	■
Dual counter for operating and kilowatt hours (MID-compliant*)		–	■	■
Sound level (distance 3 m) [dB(A)]		61.5	64/69	73.5/80.8/86.2
Mobility		portable / stackable	portable / stackable	portable / stackable
Type of protection		IP 22	IP 22	IP 22
Length [mm]		235	343	442
Width [mm]		247	335	426
Height [mm]		237	355	429
Weight [kg]		4.5	12	19
Available accessories		TFV 10	TFV 20	TFV 30
Hose adapter (3 x ø 100 mm) incl. two sealing caps		–	2 x ø 100 mm, Article number 6.100.005.055	3 x ø 100 mm, Article number 6.100.005.061
Air tube Tronect TF-L, ø 100 mm, length 6 m		–	Article number 6.100.001.115	Article number 6.100.001.115



■ Standard equipment



In addition to all conventional ventilation tasks these turbo fans are also suited particularly well for the quick elimination of moisture at the underbody after driving on wet roads.

*** What does MID compliant mean?**
The European Measuring Instruments Directive (MID) has replaced the existing rules of national approval and subsequent calibration in some areas. As a result, all power meters, which are used for energy consumption billing, must be MID compliant in the future.

A FEW PRACTICAL BENEFITS:

Professional quality
"made in Germany" –
originally produced by Trotec

Extremely powerful radial fan –
max. 1,050 Pa – ideal for venting
even over longer hose distances

Ideal for ventilating cavities
and shafts

Air volume infinitely adjustable
to a point of max. 1,250 m³/h

Portable and stackable construction

Equally light and stable construction

Rubber feet at the base and side
for an adaptable vertical or horizontal
operating position

Protective bars for the control panel

Dual counter for operating
hours and energy consumption
(MID compliant *)

Cable holder

Washable air filter

Can be used with fan hoses of
the following diameters: 100 mm,
50 mm and 38 mm



Radial fan TFB Pro 1

Extremely powerful high-performance blower for speeding up the drying process



**Robust, yet light, easily portable and stackable,
extremely powerful and versatile: TFB Pro 1**

With this multifunctional radial fan you will benefit from the smallest, lightest and most powerful high-performance blower on the market – universally applicable e.g. for the ventilation of hollows or speeding up the drying process.

For the TFB Pro 1 our ventilation specialists mustered all their engineering skill to incorporate the most powerful radial fan of its class in an equally light and robust device of the highest quality.

For this reason only the best components were used, all integrated in one powder-coated aluminium housing that is light and robust in equal measure.

In addition to the cable holder, protective bars for the control panel, carrying handle and washable air filter the standard equipment of the TFB Pro 1 also includes a dual counter for both operating hours and energy consumption. The counter's initial factory calibration complies with the MID*, hence it may be used for billing purposes.

- ① Dual counter for operating hours and energy consumption (MID compliant *)
- ② Monoventic control for the infinite adjustment of air volume
- ③ Shock protection frame

A particular advantage is the integrated Monoventic control that can be used to steplessly regulate the air volume and so to adjust the device for every demand.

An extremely powerful fan ensures that plenty of fresh air arrives even at the end of long hose connections. With unrivalled 1,050 Pa the TFB Pro 1 is definitely a class winner on that score. No other device produces this much pressure! The same goes for the air volume in everyday operation for that matter.



Whether it's a new model you are looking for or a reconditioned one, whether you are thinking of buying or leasing – Trotec provides you the ideal solution for every demand: Visit the Trotec Shop to find out more about great deals on our new products, our super special offers and our wide selection of demonstration, reconditioned and specially-priced products. For more information go to www.trotec.com or directly use the QR Code.

Radial fan TFV Pro 1 – no other device produces this much pressure!



Stackable and versatile











In the standard set-up the TFV Pro 1 generates an optimally distributed broad, near-ground air current, rendering it an ideal accelerator when drying wet flooring or screeds.

Rubber feet at the base and side of the device further permit a vertical or horizontal operating position, so the air can be discharged either sideways or towards the ceiling.

The equally light and robust radial fan can either discharge the air freely, or it can be fitted with adapter plates to variably distribute the fresh air to different areas, hollows or ducts.

It is delivered from the factory for free-blowing operation without an additional adapter plate, which allows you to combine your TFV Pro 1 with the suitable accessories for your respective application requirement as needed. The optionally available adapter plates can be used for connecting either three 100 mm hoses, eight 50 mm hoses or twelve 38 mm hoses.

A complete set of sealing caps is already included in the scope of delivery of each adapter plate and also available separately as replacement accessories.

Technical data		Radial fan TFV Pro 1
Article number		1.510.003.001
Max. air volume [m³/h]		1,250
Air current		Blowing out
Fan stages		Stepless
Max. air pressure [Pa]		1,050
Mains connection [V/Hz]		230/50
Power input [W]		170
Sound values (distance 1.5 m) [dB(A)]		73
Length [mm]		355
Width [mm]		430
Height [mm]		235
Weight [kg]		6
Equipment and functions		Radial fan TFV Pro 1
Dual counter for operating hours and energy consumption (MID compliant *)		■
Carrying handle		■
Cable holder		■
Stackable		■
Protective bars for the control panel		■
Monoventic air volume regulation		■
Washable air filter		■
Rubber feet at the base and side of the device		■
Accessories		Radial fan TFV Pro 1
Hose adapter plate 3 x ø 100 mm with 3 sealing caps		Article number 6.100.005.069
Hose adapter plate 8 x ø 50 mm with 8 sealing caps		Article number 6.100.005.070
Hose adapter plate 12 x ø 38 mm with 12 sealing caps		Article number 6.100.005.071
Spare air filter		Article number 7.160.000.008
Spare sealing caps 100 mm (3 pieces per set)		Article number 7.310.000.303
Spare sealing caps 50 mm (8 pieces per set)		Article number 7.310.000.302
Spare sealing caps 38 mm (12 pieces per set)		Article number 7.310.000.301
Air transport hose* Tronect TF-L, ø 100 mm, length 6 m		Article number 6.100.001.115
Air transport hose* Tronect PV-A, ø 51 mm, length 45 m (3 x 15)		Article number 6.100.001.020
Air transport hose* Tronect PV-A, ø 38 mm, length 60 m (4 x 15)		Article number 6.100.001.010

* These and other air transport hoses are described starting on catalogue page 176.

*** What does MID compliant mean?** The European Measuring Instruments Directive (MID) has replaced the existing rules of national approval and subsequent calibration in some areas. As a result, all power meters, which are used for energy consumption billing, must be MID compliant in the future.

A FEW PRACTICAL BENEFITS:

Robust polyethylene housing

Double-flow radial fan
with extra large shaft

Three fan stages (TFV 30 S)

Operation and storage possible
in several angular positions

High energy efficiency, thus equally
powerful and energy-saving

Stackable (TFV 30 S)

**These turbo
blowers reliably
hold the line
in any position:**



Whether at 0°, 45° or 90° – both
high-performance fans can be used
in three different installation
angles and ensure a secure footing
in either position.

Turbo fans TFV 10 S and TFV 30 S

Versatile turbo blower – ideal for drying
carpets and hollows or to assist in the water
damage restoration.



**Universally usable turbo blowers –
ideal for industrial cleaning, water damage restoration
and building companies:**

- Floor drying after maintenance cleaning
- Ventilation of hollow flooring in offices,
gyms, bowling alleys etc.
- Drying out of timber beam ceiling
constructions and movable walls
- Drying up of cement flooring and plaster
surfaces
- Temporary air circulation assistance
of cooling or heating appliances during
full-load operation



Power consumption billing?

For commercial billing the electricity consumption must be determined by means of an MID meter.
Device without an MID meter? Then the socket outlet meter BX50 MID provides the optimum solution –
further information can be found on page 167 ...



Whether it's a new model you are looking for or a reconditioned one, whether you are thinking of buying or leasing –
Trotec provides you the ideal solution for every demand: Visit the Trotec Shop to find out more about great deals on our new products, our super special offers
and our wide selection of demonstration, reconditioned and specially-priced products. For more information go to www.trotec.com or directly use the QR Code.

TFV-S – Your turbo to up the tempo in the drying ventilation process



The flexibly utilizable turbo fans of the TFV-S series are ideal aids, for instance in drying carpets after wet cleaning and shampooing, or to assist in drying walls and floor after a water damage, or else to speed up the drying of screed and entire buildings.

Due to their especially formed air exhaust duct, the turbo fans produce a wide air current near the ground above wet flooring or screeds. The room air is thus optimally distributed which perceptibly reduces drying time.

In the case of carpet cleaning, the accelerated drying besides time saving also brings along the advantage, that natural fibre fabrics distinctly less often lose their shape and corrugation can be avoided.

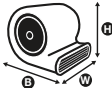
Extremely stable and hardwearing

The housing of the compact turbo fans consists of indestructible polyethylene and is therefore equally light and robust.

The combination of performance, robust, compact construction, high application flexibility and excellent value-for-money ratio makes the turbo fans of the TFV-S series the perfect universal equipment for any business offering restoration, cleaning or craft services.

Due to its extremely compact dimensions, the TFV 10 S is perfectly suited for smaller areas and inaccessible hollows.



Technical data		TFV 10 S	TFV 30 S
Article number		1.510.003.011	1.510.003.031
Air volume [m³/h]	Step 1	355	1,350
	Step 2	–	1,880
	Step 3	–	2,250
Air current		blowing out	blowing out
Fan stages		1	3
Air pressure max. [Pa]		90	525
Max. transport medium temperature [°C]		60	60
Input voltage [V / Hz (A)]		230 / 50 (0.5)	230 / 50 (5.2)
Power input [kW]		0.07	max. 1.05
Cable length [m]		3	5
Necessary fusing [A]		10	10
Service socket		–	■
Sound level (distance 3 m) [dB(A)]		61.5	73.5 / 80.8 / 86.2
Mobility		portable	portable / stackable
Type of protection		IP 22	IP 22
Length [mm]		300	515
Width [mm]		275	545
Height [mm]		330	490
Weight [kg]		3.5	16.5
Available accessories		TFV 10 S	TFV 30 S
Hose adapter (3 x ø 100 mm) incl. two sealing caps		–	Article number 6.100.005.060
Air tube Tronect TF-L, ø 100 mm, length 6 m		–	Article number 6.100.001.115

■ Standard equipment



The TFV 30 S can be stacked to save space!

The stackable TFV 30 S comes with three variable power stages, so the air volume can always be optimally adjusted to the different requirements of the object.

Handy: Service power socket and optional three-way hose distributor

The integrated service power socket constitutes a rather helpful feature off the TFV 30 S. Even if there is no cable reel or further wall socket available, by this means a second turbo fan or an additional dehumidifier can be connected directly to the TFV 30 S to assist in drying.



Moreover, a three-way hose distributor is optionally also available which can be used to direct the air flow to up to three different spots in just one step.



If less than three hoses are connected, the supplied sealing plugs reliably seal the redundant hose connections.



A FEW PRACTICAL BENEFITS:

Robust, slim and compact housing

Four possible installation positions to speed up the drying process according to the respective situation

Light construction – easy to handle

Multi-stackable for storage and transport to save space

Integrated service socket

MID-compliant¹ dual counter for operating hours and energy consumption (optional)

Several devices can be connected in series to just one power socket (daisy-chain connection)

Radial fan TFB 29 FS

Flexibly usable surface dryer in a space-saving slim design



High performance, flat design, high level of versatility – the surface dryer TFB 29 FS

The ingenious construction of this radial fan with ideally shaped, robust metal vanes permits a high air flow rate at maximum pressure and simultaneously minimum height. For this reason the TFB 29 FS in space-saving, slim design is extremely powerful despite its low height and achieves a perceptible reduction of the drying period.

The centre of gravity and shape of the TFB 29 FS were designed specifically in view of four different installation positions: near the ground, tilted, upright with the air discharge direction towards the sky or to the side. This versatility makes the turbo dryer the ideal solution for every task.

Owing to the flexibly adjustable operating position floor spaces can be dried off as quickly as walls, ceilings or entire stairwells and the resulting humid air

can be fed to an additional condenser dryer. The TFB 29 FS even fits into rather confined spaces without difficulty.

On account of the integrated service socket and the long connecting cable several devices can be connected in series.

The TFB 29 FS is equally powerful and easy-to-transport: as a result the drying operation is quickly completed and with its light weight and carrying handles on both sides as well as the integrated cable holder the device can be transported safely without trip hazard. Inside a service vehicle or equipment storage facility several specimens of TFB 29 FS can be stacked on top of one another to save space.



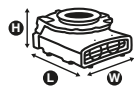
Whether it's a new model you are looking for or a reconditioned one, whether you are thinking of buying or leasing – Trotec provides you the ideal solution for every demand: Visit the **Trotec Shop** to find out more about great deals on our new products, our super special offers and our wide selection of demonstration, reconditioned and specially-priced products. For more information go to www.trotec.com or directly use the QR Code.

Four drying positions, countless application possibilities – with the TFW 29 FS you are optimally prepared at all times



- ① **tilted** – The stand bar integrated at the bottom can be folded out for tilting the TFW 29 FS, thus permitting the ventilation and drying of walls or entire stairwells.
- ② **close to the ground** – In this position the discharged air is distributed at high speed in a broad, near-ground air current which leads to an accelerated surface drying.
- ③ **upright with air discharge at the top** – For a dry air current specifically directed at the ceiling.
- ④ **on edge with lateral air outlet** – Ideal for drying operations in confined spaces or of extensive wall surfaces.

Technical data	TFW 29 FS
Article number	1.510.003.025
Air volume [m³/h]	1,150
Air current	Blowing out
Max. air pressure [Pa]	290
Input voltage [V / Hz (A)]	230 / 50 (0.74)
Power input [kW]	0.17
Fusing [A]	10
Type of protection	IP44
Plug	CEE 7/7, cable length 5 m
Sound level (distance 3 m) [dB(A)]	64
Length [mm]	520
Width [mm]	450
Height [mm]	255
Weight [kg]	10.9



Equipment and functions	TFW 29 FS
Service socket	■
Operating hours counter	■
Dual counter for operating and kilowatt hours¹ (MID-compliant*)	Article number 7.140.000.903
Fold-out stand bar	■
Carry handles	■
Cable holder	■
Rubber feet	■
Stackable	■

■ Standard equipment

¹ Equipment options to be stated at the time of order, not subsequently installable

* **What does MID-compliant mean?** In some areas, the Measuring Instruments Directive (MID) replaces the previous regulation of national authorization and subsequent calibration. As a result, all energy meters in Europe used for energy consumption-based billing have to be MID-compliant from now on.

Simply easy to handle

In addition to the splash-proof operating switch the control panel of the TFW 29 FS also accommodates a MID-compliant dual counter for operating hours and energy consumption (optional) as well as a service socket, by means of multiple series-connected fans can be supplied with electricity.



Stackable to save space

The TFW 29 FS is an extremely light, stackable and compact blower. Due to the low design height a stack comprising 5 devices adds up to a storage height of only marginally more than one metre – perfect for space-saving transport and storage.



Trotec

Dehumidification

Humidification

Heating

Ventilation

Air conditioning

Air cleaning

Disinfection and
Odour neutralization

Accessories

A FEW PRACTICAL BENEFITS:

Development, Design, Production:
100 % Trotec

Robust construction, specifically
designed for rental business

Slim – fits through every door and
into every elevator

Simple installation without the
need to consult specialists –
ready for use in a matter of minutes

All operating elements are easily
accessible

Hot gas-controlled defrost unit for
uninterrupted cooling operation

Owing to the high cooling capacity
and air flow rate even large rooms
can quickly be cooled down

Connecting lines extendable to
up to 30 m by use of quick-lock
couplings for cooling remote and
windowless rooms

Adjustable air flow direction thanks
to flow controller at the air outlet

Installation advantage:
All devices come with a refrigerant-
free connection line to the heat
exchanger

Immediate effect:
high temperatures and humidity
levels are reduced significantly

Possible use:

- Emergency cooling
- Trade fairs and exhibitions
- Laboratories
- Offices and shops
- Marquees
- Temporary shelter
- Storage and production facilities
- Measuring and control centres
- Cooling at peak times

Mobile Air conditioning systems of the PT series

Powerful, robust and transport-friendly split air conditioners – ideal for rental business



Professional solutions for cool computers

The robust air conditioners of the PT series have been specifically designed for temporary cooling applications in commercial environments. Whether we're talking about industrial applications, emergency cooling or air conditioning of trade fairs and events in halls and marquees – these cooling professionals convince by easy and quick commissioning in practically every location – powerful and reliable.

Simple handling, simply convincing

With the PT series you're provided with the perfect air conditioner for almost any power requirement, even in environments with high temperatures. In these applications, the units are not only robust and powerful – owing to their compact design they also fit through every door and into every lift – transport rolls makes them easier to be handled.

Thanks to the quick-lock couplings at the connection set the external heat exchangers can be connected in no time. Install, connect the heat exchangers, connect the power supply, ready for use – quickly in only a few minutes!

The connection line just contains circulating water mixed with glycol, so that there is no refrigerant loss when the air conditioner is connected and disconnected. By combining several connection sets the covered distance may be increased to maximally 30 metres, if required, which therefore also allows for the cooling of remote rooms.



Whether it's a new model you are looking for or a reconditioned one, whether you are thinking of buying or leasing – Trotec provides you the ideal solution for every demand: Visit the Trotec Shop to find out more about great deals on our new products, our super special offers and our wide selection of demonstration, reconditioned and specially-priced products. For more information go to www.trotec.com or directly use the QR Code.

The PT series: offering an ideal air conditioner for every demand



The air conditioners of the PT series with their distinctive industrial Trotec design are consistently constructed to provide maximum mobility. Two integrated bar handles protect the front panel from impact damages while simultaneously allowing easier transportation.



Compared to the PT 4500 S and PT 6500 S, the larger PT 15000 S air conditioner is supported by two heat exchangers as standard. The PT 23000 S is the most powerful mobile split air conditioner with refrigerant-free connecting lines on the market and is equipped with three heat exchangers. Both large air conditioners are additionally equipped with an MID-compliant* energy consumption meter for the further calculation of the energy costs in accordance with the regulations.

Furthermore, specifically for high-temperature environments up to 60 °C, the mobile air conditioner PT 6500 HT has been designed. It is designed for the use under extreme summer conditions even in climatic zones T3 with ambient temperatures up to +55 °C, and by means of Duplex Cooling its application area can even be extended to temperature environments up to +60 °C.



PT 4500 S


PT 6500 S

PT 6500 HT

PT 15000 S

PT 23000 S

High versatility even with higher ambient temperatures



Heat exchanger PT S+

Heat exchanger PT S

Even if the ambient temperature exceeds the standard working range, the variable heat exchanger design of the PT series offers you customisation options that can be flexibly implemented!

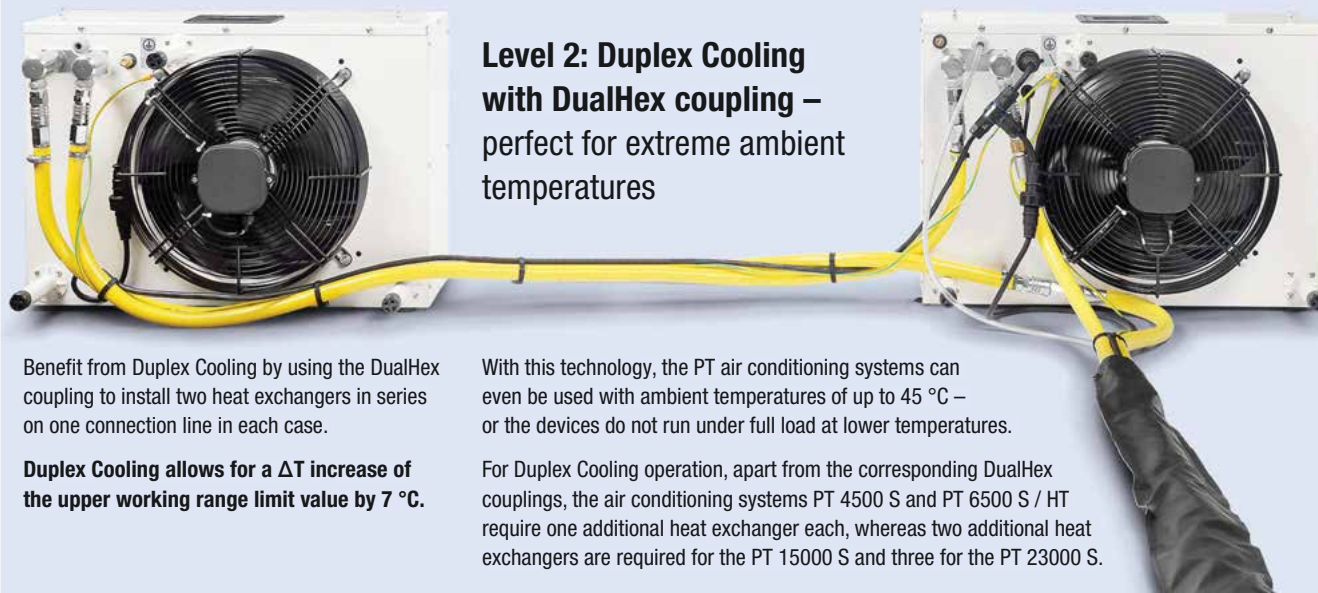
Level 1: Expansion of the working range through simple heat exchanger replacement

If required, the more powerful heat exchanger PT S+ of the air conditioners PT 15000 S and PT 23000 S can also be flexibly combined with the PT 4500 S or PT 6500 S models.

In this way, you can easily use these air conditioners even at an ambient temperature that is 4 °C higher than with the standard version, offering the decisive power reserves when they are needed!

Practical benefits for rental companies!

Level 2: Duplex Cooling with DualHex coupling – perfect for extreme ambient temperatures



Benefit from Duplex Cooling by using the DualHex coupling to install two heat exchangers in series on one connection line in each case.

Duplex Cooling allows for a ΔT increase of the upper working range limit value by 7 °C.

With this technology, the PT air conditioning systems can even be used with ambient temperatures of up to 45 °C – or the devices do not run under full load at lower temperatures.

For Duplex Cooling operation, apart from the corresponding DualHex couplings, the air conditioning systems PT 4500 S and PT 6500 S / HT require one additional heat exchanger each, whereas two additional heat exchangers are required for the PT 15000 S and three for the PT 23000 S.

Connecting as quick as lightning thanks to water cooling circuit with quick release fastener

Installing connecting lines flexibly, quickly and easily – this feature is certainly a plus:



The air conditioning systems of the PT series come with two separate cooling circuits.

The refrigerant circuit of the basic device is hermetically sealed. By contrast, another circuit is installed between cooling unit and external heat exchanger for cooling the condenser as well as for heat removal using a connection set. In this additional circuit only water with a low glycol concentration circulates as cooling medium, thus ruling out a loss of refrigerant when connecting or disconnecting the devices in a professional fashion.

For a quick installation of the water and power lines between air conditioner and heat exchanger the connection sets of these air conditioning systems come equipped with high-class quick-lock couplings. As a result, even longer connections over a distance of up to 30 metres can be realized without difficulty in a quick, clean and easy manner – ideal for office, server or production rooms, control centres or studios, where there is hardly ever any room to accommodate such heat dissipation measures.



Installation-friendly connection set with protectively-covered cables for cooling medium (quick-lock coupling), condensate discharge, power and grounding connection.

So far, one question remained, however:

Which is the best way of laying the connecting line from inside to outside ...

After all, the PT air conditioning system installed in the interior must somehow be connected to the heat exchanger that is placed outside.

Sometimes it helps to use intermediate ceilings, but usually the connecting line is laid in half-closed doors, tilted windows or other openings which are not only problematic from an energetic point of view but also with regard to matters of safety.



The clever solution:

PlanoPT Connection feedthrough



The PlanoPT, exclusively available only at Trotec, is provided with all connections for quickly installing the connection feedthrough between the internal and external unit of the air conditioning systems PT.

Quick-lock couplings, plugs for the power line as well as condensation hose connections and grounding connections are provided on both sides for all air-conditioners of the PT series.

The flow design of the watertight multi-chamber system has been optimized specifically for the flow rates of PT air conditioners and – despite the centre section's height of only 6 millimetres – it guarantees a smooth and uninterrupted pass-through without counter-pressure.

Owing to its particularly flat centre section the PlanoPT can be installed under virtually any common type of internal or external door. The PlanoPT does not affect the closing characteristics. Consequently, external doors of functional rooms, for instance, can remain closed and locked.

A FEW PRACTICAL BENEFITS:

Professional quality
"made in Germany" –
originally produced by Trotec

Ultra-compact design with the
centre section being no higher than
6 mm to permit flexible connections
passing underneath doors

Completely ready-to-connect
for a quick installation of PT
connection lines

With the passage underneath,
the doors can remain closed

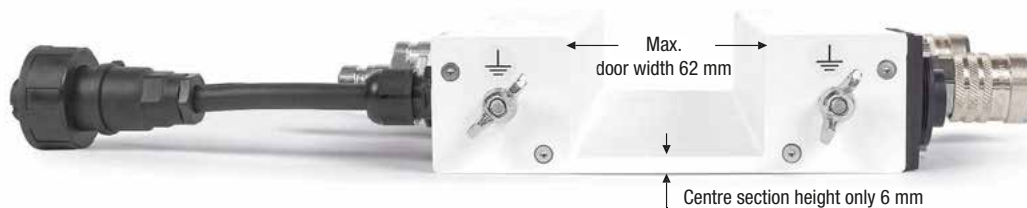
Robust, flow-optimized construction

Watertight multi-chamber system



With PlanoPT, virtually all doors are open to you

Benefit from the unique possibility provided to you now by being able to utilise installation paths that have been denied to you so far without PlanoPT



One of a kind - Trotec exclusive:


PlanoPT

Quick-connect chamber system for the installation of PT connecting lines passing underneath doors

Patent-protected



With PlanoPT, the connecting lines can be easily laid directly through many common exterior doors, which remain lockable nevertheless.



PlanoPT can also be used for the installation underneath fire protection doors – perfect for the air conditioning of halls, for instance.



It is also possible to use roller shutters for installing the connection sets using one or several PlanoPT. In this process, the roller shutters can be closed as usual.



Even larger event spaces without a conventional installation access for the connecting lines required can be air-conditioned continuously by the use of PlanoPT.

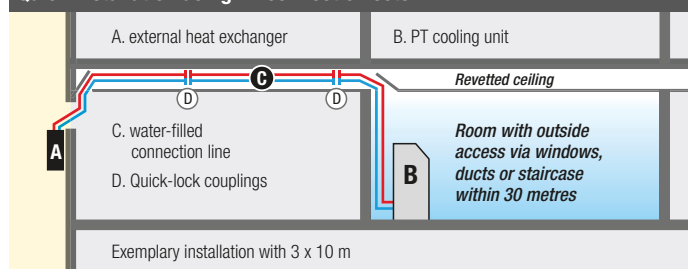


With the passage underneath using PlanoPT, the doors can remain closed, so that the connections to the night closure do not have to be dismantled and the air conditioners can remain active around the clock, if required.



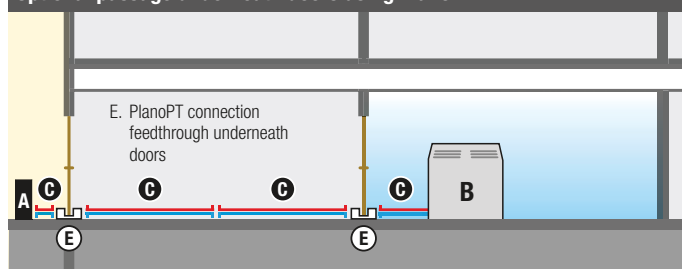
In order to provide for a connection that is as short as possible between the external units and the internal units, naturally also interior doors can optionally be provided with a passage underneath using PlanoPT, so that they can remain closed, if necessary.

Quick installation using PT connection sets:



With the air conditioners of the PT series it is possible to install the external heat exchanger up to 30 m away from the cooled room by using connection kits. The hoses are simply led through ceilings, walls or along the floor.

Optional passage underneath doors using PlanoPT:



With the PlanoPT connection feedthrough, which is available as accessory, connection sets can be installed and connected underneath doors. The connection sets of the PT models are optionally also available in a length of 5 m and can be flexibly combined with the 10 m lines to an overall length of 30 m.

Available accessories

PT connection sets with quick-lock couplings



Made in Germany Installation-friendly set with protectively-covered connections for cooling medium (quick-lock coupling), condensate discharge, power and grounding connection. Combinable up to a max. overall length of 30 m.

Connection set, length 5 m
Article number 1.210.000.134

Connection set, length 10 m
Article number 1.210.000.133

DualHex coupling for Duplex Cooling



Made in Germany Provides for the connection of two heat exchangers on one connection line and therefore a ΔT increase of the upper working range limit value by 7 °C.

By means of Duplex Cooling using a DualHex coupling, for example air-conditioners that are designed for a max. ambient temperature of 35 °C can still be utilised at 42 °C, or the devices do not run under full load at lower temperatures.

Article number 1.210.000.104

PlanoPT feedthrough for PT connection sets underneath doors



Made in Germany Owing to its centre section height of only 6 mm, it can be used in an extremely flexible fashion for the feedthrough of the PT connection sets underneath doors.

Article number 1.210.000.101

PlanoPT Adapt

Adapter cable for the PlanoPT application with older as-built models of the PT 4500 W or PT 6500 W type.

Article number 1.210.000.102

Weather protection cover



For device protection in the case of out-door storage. Robust PVC tarpaulin (680 g/m²) with two-slide zipper on both sides; water-proof, mould-resistant, highly tear-proof, easy to clean.

The model-specific article numbers can be found in the table section "Accessories".

Spot-cooling attachments for pipe-conducted spot-cooling



Spot cooling attachment for PT 4500 S, cooling air outlet \varnothing 1 x 200 mm.
Article number 1.210.000.149

Spot cooling attachment for PT 6500 S or PT 6500 HT, cooling air outlet \varnothing 2 x 200 mm.
Article number 1.210.000.151

Spot cooling attachment for PT 15000 S, cooling air outlet \varnothing 2 x 300 mm.
Article number 1.210.000.153

Air transport hose Tronect SP-T



Made in EU For the spot cooling application, length 7.6 m.

For PT 4500 S / 6500 S / 6500 HT,
 \varnothing 203 mm
Article number 6.100.001.200


For PT 15000 S, \varnothing 305 mm
Article number 6.100.001.205

Accessory tip: Cable drums



Use our professional cable drums of the PVD series to extend the connection lines of the PT 4500 S or 6500 S / HT – all information from catalogue page 174 onwards.

Spot cooling option



The spot cooling option of the air conditioning systems PTE proves especially advantageous for the cooling application in sensitive areas like for instance CNC controls, server rooms or laboratories.

With the spot cooling exhaust distributor, that is available as accessory, the cool air can be led precisely via hoses to the target areas to be cooled.



Professional extension cables



Made in Germany **For PT 4500 S and PT 6500 S / HT, 230 V,**
16 A, 2.5 mm², L 20 m,
H07RN-F 3GG2.5
Article number 7.333.000.376

For PT 15000 S, 400 V, 16 A,
2.5 mm², L 20 m, H07RN-F 5G6
Article number 7.333.000.374


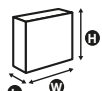
For PT 23000 S, 400 V, 32 A,
6 mm², L 20 m, H07RN-F 5G6
Article number 7.333.000.379

■ Standard equipment; □ Optional accessories; ¹ at 25 °C and 60 % RH; ² at 26 °C and 55 % RH; ³ distance 3 m; ⁴ Depending on the operating conditions, the overall length of the connection set distance installed between the air conditioner and heat exchanger must be max. 30 m. * **What does MID-compliant mean?** In some areas, the Measuring Instruments Directive (MID) replaces the previous regulation of national authorization and subsequent calibration. As a result, all energy meters in Europe used for energy consumption-based billing have to be MID-compliant from now on. ** This device is fitted with a hermetically sealed system containing fluorinated greenhouse gas that serves as a refrigerant with the given specifications and a global warming potential in line with the stated GWP factor. This system is necessary for the device's functioning.



Whether it's a new model you are looking for or a reconditioned one, whether you are thinking of buying or leasing – Trotec provides you the ideal solution for every demand: Visit the Trotec Shop to find out more about great deals on our new products, our super special offers and our wide selection of demonstration, reconditioned and specially-priced products. For more information go to www.trotec.com or directly use the QR Code.



Technical data		PT 4500 S	PT 6500 S	PT 6500 HT	PT 15000 S	PT 23000 S
Article number		1.210.001.065	1.210.001.070	1.210.001.072	1.210.001.075	1.210.001.080
Cooling capacity at 25 °C [kW / Btu]		4.5 / 15,400	6.6 / 22,500	5.5 / 18,766	15 / 51,182	27.6 / 94,238
Max. cooling capacity [kW / Btu]		5.5 / 18,800	7.1 / 24,226	6 / 20,472	16 / 54,594	29.4 / 100,384
Attainable room temperature (min.) ¹ [°C]		10	10	10	10	10
Surrounding conditions [°C]	Standard model	+7 to +38	+7 to +38	+7 to +55	+7 to +38	+7 to +38
	with HEX upgrade option	+7 to +42	+7 to +42	–	–	–
	with Duplex Cooling option	+7 to +45	+7 to +45	+7 to +60	+7 to +45	+7 to +45
Air flow rate [m³ / h]	Level 1	550	1,150	1,150	2,000	2,500
	Level 2	800	1,400	1,400	2,400	2,700
	Level 3	–	1,500	1,500	2,600	3,200
Connection voltage [V / Hz]		230 / 50	230 / 50	230 / 50	400 / 50	400 / 50
Nominal current consumption [A]		8.7	13	13	9.5	22.8
Power consumption [kW]		1.6 ¹	2.65 ²	3	5.7 ²	9.5
Operating hours counter		■	■	■	■	■
Energy consumption meter (MID-compliant*)		□	□	□	■	■
Refrigerant**	Type	R-410A	R-410A	R-134a	R-410A	R-410A
	Quantity [g]	760	900	1,000	1,650	2,300
GWP factor **		2,088	2,088	1,430	2,088	2,088
CO ₂ equivalent** [t]		1.59	1.88	1.43	3.45	4.8
Condensate discharge		Automatically	Automatically	Automatic	Automatically	Automatically
Temperature control		Thermostat	Thermostat	Thermostat	Thermostat	Thermostat
Sound level ³ (Level 1 / 2 / 3) [dB(A)]		47 / 54 / –	47 / 52 / 59	47 / 52 / 59	51 / 56 / 65	54 / 56 / 59
Length [mm]		363	360	360	460	560
Width [mm]		697	815	815	1,050	1,190
Height [mm]		997	1,200	1,200	1,570	1,840
Weight [kg]		93	114	114	206	260
External heat exchanger		PT S	PT S	PT S+	PT S+	PT S+
Article number		1.210.000.111	1.210.000.111	1.210.000.112	2 x 1.210.000.112	3 x 1.210.000.112
Power input [kW]		0.14	0.14	0.18	0.18	0.18
Max. sound level ³ [dB(A)]		62	62	65	65	65
L x W x H [mm]		320 x 650 x 460	320 x 650 x 460	460 x 835 x 650	460 x 835 x 650	460 x 835 x 650
Weight [kg]		22	22	34	34	34
Connection sets ⁴		PT S	PT S	PT S+	PT S+	PT S+
Article number (cable length 5 m) ⁴		1.210.000.134 (optional)	1.210.000.134 (optional)	1.210.000.134 (optional)	1.210.000.134 (optional)	1.210.000.134 (optional)
Article number (cable length 10 m) ⁴		1.210.000.133, 1 x in the scope of delivery	1.210.000.133, 1 x in the scope of delivery	1.210.000.133, 2 x in the scope of delivery	1.210.000.133, 2 x in the scope of delivery	1.210.000.133, 3 x in the scope of delivery
Available accessories (for detailed description see page 126)						
Spot cooling attachment		1.210.000.149	1.210.000.151	1.210.000.151	1.210.000.153	on request
Air transport hose		6.100.001.200	6.100.001.200	6.100.001.200	6.100.001.205	–
PlanoPT		1.210.000.101	1.210.000.101	1.210.000.101	1.210.000.101	1.210.000.101
DualHex coupling		1.210.000.104	1.210.000.104	1.210.000.104	1.210.000.104	1.210.000.104
Weather protection cover		1.210.000.160	1.210.000.161	1.210.000.161	1.210.000.162	1.210.000.163

A FEW PRACTICAL BENEFITS:

Budget-friendly spot coolers in solid Trotec brand quality for fast spot cooling

No installation work required, immediately ready for use

Adjustable cold air ducts for cooling areas precisely

Robust sheet steel construction, optimal for use even in rough surroundings environments

Great manoeuvrability and mobility thanks to compact design and stable swivel casters with wheel lock

Connection for external condensate drain (depending on the model)

Filling level warning light to indicate a full water tank

Washable air filter to protect internal components from dirt

Spot coolers of the PT-SP series

Cooling straight to the point – wherever it is needed

Instead of cooling down the entire working environment in a cost-intensive way, the mobile spot coolers of the PT-SP series supply your workplace with pleasant cool air that gets straight to the point. Just set it up, switch it on and enjoy refreshing coolness immediately!

The combination of a robust construction, easiest handling and an attractive value-for-money ratio makes these spot coolers your first choice where spot cooling in workshops, halls, canteen kitchens and many other work environments is required.

The spot coolers of the PT-SP series are our best recommendation when it comes to budget-friendly spot cooling applications.

Compared to the two single-channel spot coolers PT 2000 SP and PT 2700 SP, the two larger models PT 3500 SP and PT 5300 SP cannot only be used for spot cooling several target areas at the same time, but also for room air cooling, ventilation without cooling function or dehumidification.



PT 2000 SP

PT 2700 SP

PT 3500 SP

PT 5300 SP

Heat off, spot on – the mobile spot coolers of the PT-SP series offer you a wide range of application possibilities:

- Direct cooling of workplaces causing heat stress
- Spot cooling of end-of-line test stations or other production line workstations
- Rapid temperature reduction in rooms with servers, networks and heat-generating electronics
- Temporary support cooling for existing installations in unfavourable climate conditions
- Spot cooling of heat-generating machines and system parts
- Emergency cooling in case of failure of the primary system
- Spot cooling on ships, in tents or canteen kitchens



Whether it's a new model you are looking for or a reconditioned one, whether you are thinking of buying or leasing – Trotec provides you the ideal solution for every demand: Visit the Trotec Shop to find out more about great deals on our new products, our super special offers and our wide selection of demonstration, reconditioned and specially-priced products. For more information go to www.trotec.com or directly use the QR Code.

With the spot coolers of the PT-SP series, cool, dry air is quickly and immediately available at any location. All you need is a power socket!



Technical data		PT 2000 SP	PT 2700 SP	PT 3500 SP	PT 5300 SP
Article number		1.210.001.051	1.210.001.053	1.210.001.055	1.210.001.058
Max. cooling capacity [kW/Btu]		2.0 / 7,000	2.7 / 9,200	3.5 / 12,000	5.3 / 18,000
Max. amount of air [m³/h]		230	400	600	800
Fan stages		1	2	2	2
Fan		axial	axial	axial	axial
Dehumidifying capacity max. [l/h]		0.6	1.3	1.3	2.7
Surrounding conditions [°C]		20 - 43	18 - 45	18 - 45	18 - 45
Type of protection		IPX0	IPX0	IPX0	IPX0
Mains connection [V/Hz]		220-240/50	220-240/50	220-240/50	220-240/50
Connection plug		CEE 7/7, L 1.2 m	CEE 7/7, L 1.6 m	CEE 7/7, L 1.6 m	CEE 7/7, L 1.6 m
Power input [W]		950	1,150	1,700	2,200
Nominal current consumption [A]		3.2	4.2	6.2	10
Refrigerant	Type	R290	R290	R290	R1234yf
	Quantity [g]	180	250	300	950
	GWP factor*	3	3	3	4
	CO ₂ equivalent [t]	0.00054	0.00075	0.0009	0.0038
Cold air outlet duct	Number	1	1	2	3
	Length / ø [mm]	385 / 120	385 / 120	385 / 120	385 / 120
Hot air exhaust air hose	Number	–	1	1	–
	Length / ø [mm]	–	350 / 160	350 / 200	– / 380 *
Water tank [l]		3	5	7	25
Sound pressure level (distance 1 m) [dB(A)]		52	55	57	65
Length [mm]		287	405	430	560
Width [mm]		465	430	493	625
Height [mm]		586	855	944	1,135
Weight [kg]		27	45	49	95
Functions and features		PT 2000 SP	PT 2700 SP	PT 3500 SP	PT 5300 SP
Room cooling operation		–	–	■	■
Spot cooling operation		■	■	■	■
Dehumidification function		–	–	■	■
Ventilation function		–	–	■	■
Timer		–	–	■	■
Adjustable air discharge direction		1 x	1 x	2 x	3 x
Filling level warning light to indicate a full water tank		■	■	■	■
Washable air filter		■	■	■	■
Electronic thermostat with dual display for nominal and actual value		–	–	■	■
LED display with membrane keys		–	–	■	■
Sheet steel housing		■	■	■	■
Connection for external condensate drain		–	■	■	■
Available / recommended accessories		PT 2000 SP	PT 2700 SP	PT 3500 SP	PT 5300 SP
Air transport hose for warm air discharge		–	Trotec TF-L, ø 160 mm, L 6 m, Art. no. 6.100.001.125	Trotec SP-T, ø 203 mm, L 7.6 m, Art. no. 6.100.001.200	Trotec SP-T, ø 425 mm, L 7.6 m, Art. no. 6.100.001.212


■ Standard equipment; □ Optional accessories; * hose connector

Cool air at the touch of a button – spot cooling made refreshingly easy

The spot coolers of the PT-SP series house a powerful cooling compressor system with a hermetic refrigerant circuit.

The drawn-in room air is cooled down inside this system. The devices PT 3500 SP and PT 5300 SP cool down the temperature according to the value that has been selected by target temperature preselection via thermostat. The cooled air is then discharged by means of a powerful axial fan and via the cold air ducts to precisely reach the areas to be cooled.

For this purpose, the cold air ducts of the spot coolers can each be inclined by 150 degrees and swivelled by 360 degrees.



All spot coolers similar to the PT 2000 SP model and more powerful devices offer you the option to connect an optional air transport hose to discharge the warm air to the outside.



Instead of having to empty the condensation tank manually and on a regular basis, these device models also provide the possibility to connect an optional condensation hose for automatic condensate drainage.

A FEW PRACTICAL BENEFITS:

Professional quality
"made in Germany" –
originally produced by Trotec

Proven, effective solution for mobile
air purification of virus-carrying
aerosol particles and bacteria from
the room air

Approved in hygiene concepts
of the industry, administration and
healthcare sector

Used successfully in schools,
ministries and health departments

Effectiveness scientifically
proven by leading research institutes

HEPA filter class H14
(in compliance with EN 1822)

Unrivalled quietness
due to integral silencers

FlowMatic control for constant volu-
metric flow and constant circulation
rates (depending on the model)

Robust, stable and unrivalled
flexibility in use

Exclusively with TAC V+ and TAC XT:

Fully automatic 100 °C killing of
viruses and bacteria, fully automatic
filter regeneration, lowest mainte-
nance costs

Exclusively with TAC XT:

Multifunctional 4-in-1 device for
professional H14-HEPA air purifica-
tion, high-performance room
heating, thermal decontamination
and thermal disinfection

Business leasing or renting also possible



Plannable health protection when-
ever and for as long as you want it.
Lease or rent out TAC high-perfor-
mance air cleaners at attractive
conditions.

We would be happy to advise you
personally and calculate the best
offer for you: Tel. **+49 2452-962-730**

State-of-the-art high-performance air purifiers of the TAC series



*Application scenario
of the TAC V+ in
the statehouse building
of federal state
North Rhine-Westphalia*

Clean breathing air the best basis for effective health prophylaxis:

The TAC V+ and its model variants guarantee clean,
healthier room air wherever it is needed – for mobile or stationary
infection control with scientifically proven effectiveness!



Whether it's a new model you are looking for or a reconditioned one, whether you are thinking of buying or leasing – Trotec provides you the ideal solution for every demand: Visit the **Trotec Shop** to find out more about great deals on our new products, our super special offers and our wide selection of demonstration, reconditioned and specially-priced products. For more information go to www.trotec.com or directly use the QR Code.

Clean, healthy room air – for effective health protection

You see nothing, you taste nothing, you smell nothing – and yet 99 % of all infections take place indoors.

The high-performance air purifiers of the TAC series offer you, your employees, customers, clients, patients and pupils a high level of protection against indirect infections by aerosol particles. In addition to viruses and bacteria, the respirable and harmful particulate matter (e.g. from traffic) as well as pollen are reliably separated from the room air.

The TAC room air cleaners are used by leading institutions worldwide and their effectiveness has been confirmed in many scientific studies by national and international research institutes.

The combination of high versatility and high efficiency makes TAC high-performance air cleaners the first choice for air purification in many fields of application, for example ...



Schools and daycare centres




Offices and conference rooms



Fitness studios and therapy rooms



Catering trade



Hotels and conference facilities



Medical practices and waiting rooms

The appropriate TAC for every demand: Five models, two versions – extremely versatile:

TAC high-performance air purifiers are the ideal solution for medium-sized and larger rooms where many people come together, work, play, study, shop or celebrate.



TAC BASIC

Tower version

TAC ECO

Tower version

Mobile version

TAC M

Tower version

Mobile version

TAC V+

Tower version

Mobile version

TAC XT

Mobile version

Trotec

Dehumidification

Humidification

Heating

Ventilation

Air conditioning

Air cleaning

Disinfection and
Odour neutralization

Accessories

At a glance: Convincing benefits of the TAC high-performance air purifiers

High versatility due to mobility

Easy set-up and moving instead of cumbersome set-up and conversion – decisive advantages over stationary, large and heavy floor-mounted appliances: versatility.



Thanks to the carriage design, the “Plug & Play” device can be used for both mobile and stationary applications – simply set it up flexibly exactly where protection is needed. For the installation sites and application purpose can change again and again, and effective hygiene concepts therefore require a high degree of flexibility. The TAC is a true mobile device, and therefore always quick and easy to set up exactly where protection is needed.

High versatility due to individually adjustable air volumes

The air volumes that can be individually adjusted to the room volume and desired circulation rate are another decisive advantage of the TAC. Regardless of the room size or application requirements, the correct and permanently constant volume flow is always available at the touch of a button for additional safety.

Significantly increased health protection also against fine dust

The TAC high-performance air purifiers from Trotec offer you, your employees, customers, clients, patients and pupils a high level of protection against indirect infections by aerosol particles. In addition to viruses and bacteria, also respirable and harmful particulate matter (e.g. caused by road traffic or construction sites) as well as pollen are reliably filtered from the room air.

More safety – scientifically tested and recommended

The efficiency of the room air cleaner TAC V+ has been confirmed in several independent scientific studies by leading national and international institutes.



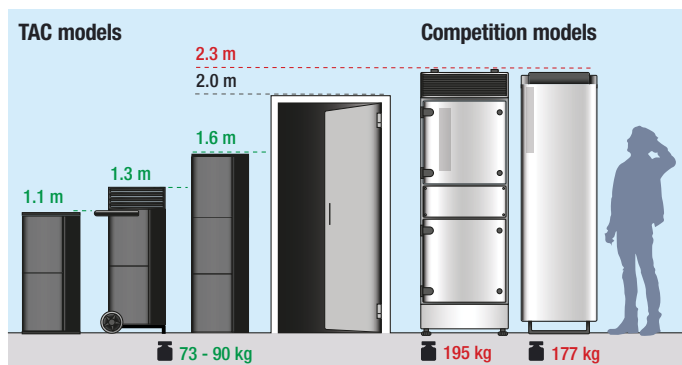
Large clean air capacity – high pressure

Up to 2,100 m³/h of clean air filtered free from viruses and bacteria by a high fan performance for optimum air circulation, air flow and frequent air circulation. Proper air flow and routing are an absolute must when you want to ensure a high degree of safety. In particular the high maximum air flow rate (boost mode) is ideally suited for quick separation (short and intense filtration) in break periods or in the case of room changes.

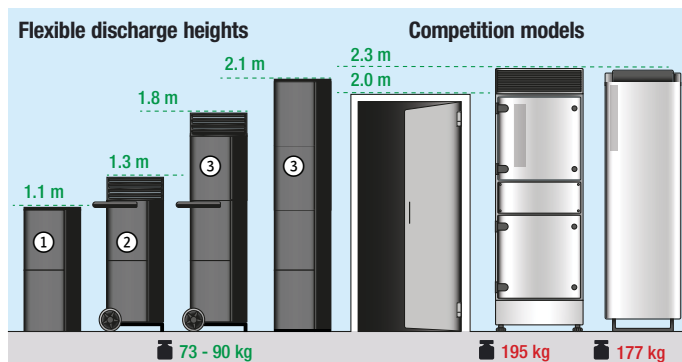
Effective high-performance filtration with the maximum HEPA filter class, certified in compliance with EN 1822



In the TAC V+, TAC M and TAC XT, fully encapsulated H14 metal lamellae high-temperature filters “made in Germany”, specially developed for Trotec, with flow-optimised high-tech filter material are used. Each quality filter is tested and certified individually.



The high-performance air purifiers of the TAC series are significantly smaller and more mobile than competitive devices – with a comparable performance.



Whether tower (1) or stationary version (2), the discharge level of all TAC high-performance air purifiers can be optionally increased by 50 cm or 100 cm by adding either one or two additional FlowExtender Silence+ elements (3).

FlowMatic control: Constant circulation rates in all power levels by a constant volumetric flow to provide for increased safety

The sensor-supported FlowMatic control in the TAC V+, TAC M and TAC XT works like the cruise control in the car: Even when coarse and fine dust increasingly pollute the filter you don't have to be concerned about a decreasing air flow rate or about values falling below the required number of air changes.

The system performance is adapted continuously and dynamically, ensuring that the air volume target value once set is kept constant at any power level! For increased safety, longer filter lifetimes and a substantially higher system efficiency.

Fully automatic operation by flexible programming

Thanks to the fully programmable and updateable touch display, the TAC V+, TAC M and TAC XT can be adapted individually to your operating and resting times, so that you no longer have to worry about anything.

Unrivalled quietness

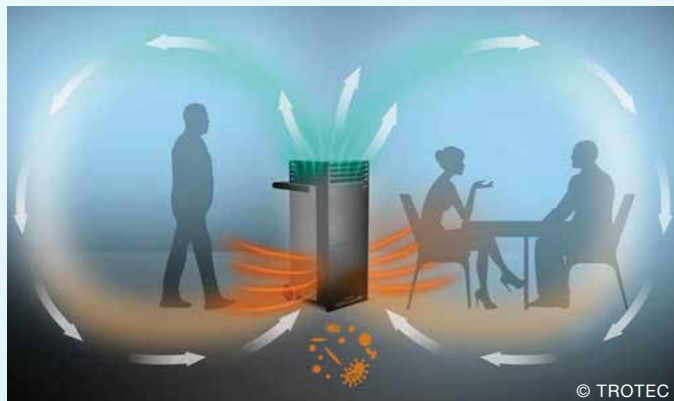
Due to an elaborate sound insulation concept and the integral silencer integrated as standard, TAC high-performance air purifiers are by far the most silent devices on the market in relation to the air flow rate/device size. In addition, optional sound protection caps even enable ultra-silent operation.

Robust design for professional use

Extremely robust, stable and scratch-proof metal housing specially designed for operational environments where many people are staying, working, playing, learning or celebrating. Optionally also available as tamper-proof versions for schools, daycare centres, etc.



Extra safety: efficiency-tested air purification principle



In a continuous process, the room air that is contaminated with aerosol particles and infectious viruses is diluted and pushed towards the floor by a kind of "air roll effect".

The TAC V+ high-performance air cleaner draws in large volumes of the contaminated air near the floor and already cleans them in the course of one air cycle with its H14 filter efficiency of 99.995 %, certified in compliance with EN 1822, reliably separating airborne germs.

The clean, virus-filtered clean air then flows back to the top of the room through the specially formed air outlet fins with a high fan performance. This air cycle continuously keeps the breathing air cleaner, especially at head height, than without filtration.

The filtered, blown-out air in this process is not only free from viruses but also free from pollen and respirable, harmful particulate matter (e.g. caused by traffic load).

Usage-related, sensor-controlled filter change indicator

An integrated filter change indicator is standard on all TAC high-performance air cleaners (except on TAC BASIC) and enables maximum service life of the prefilters and main filters used with a consistent filter efficiency. This way, premature expensive changes can be avoided as well as too long periods of use resulting in decreasing efficiency.

Also available as compact tower version

In addition to the mobile version, all TAC high-performance air purifiers are also available as a compact tower version for stationary continuous operation. Just as powerful as their mobile counterparts, these devices for stationary continuous operation with heights of barely one metre blend harmoniously and stylishly into any environment.

TAC high-performance air purifiers are available as tower or mobile versions. The discharge level of each version can be increased variably by mounting the optional FlowExtender Silence+ distance piece – ideal for rooms with high ceilings.



Exclusively with TAC V+ and TAC XT:

Thermal filter decontamination for more safety

Just like the airbag in the car – you hardly ever need it, but it's important that it's there!

Reliable inactivation of the viruses and bacteria by heat (15 minutes at about 100 °C) provides an important added value where hygiene and safety are concerned. This is recommended by leading scientists to ensure safe continuous operation.

Thermal filter decontamination is freely programmable and is effected in a fully automatic fashion, e.g. outside business hours or school hours.

In the case of the current series of the TAC V+ thermal decontamination is now induced via thermal pulsation, **reducing the power consumption** in comparison to the previous model with the same decontamination effect **by 50 %**.

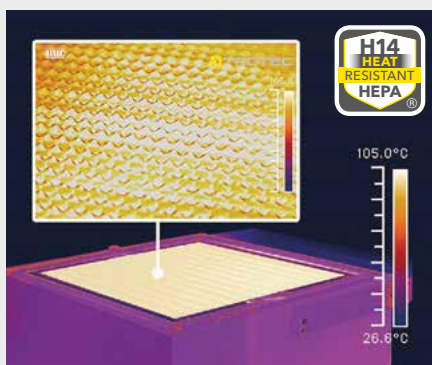
This means that two TAC V+ devices can now be operated simultaneously from one socket.

Thermal decontamination carried out on a weekly basis requires only 1.0 kWh of additional energy

per week and will not increase the room temperature due to the limited energy input and the short treatment time.

Thermal filter regeneration for more hygiene

Automatic self-cleaning of the filter to provide for a longer filter lifetime and to prevent bacteria, mould, biofilm and the formation of odours resulting therefrom.



The thermography image illustrates this: In the process of thermal decontamination the heat-resistant H14 HEPA filter of the TAC V+ is heated to about 100 °C, destroying the bound microorganisms.

The process of filter regeneration takes place at about 100 °C in parallel to the thermal decontamination process and is recommended from a scientific point of view, since most bacteria and microorganisms are only inactivated at a temperature of approx. 100 °C. It's not without reason that drinking water containing germs should be boiled, i.e. heated to approx. 100 °C, for at least three to five minutes before use.

Thermal filter regeneration: To provide for longer filter lifetimes and an improved filter hygiene, and to prevent filter odour.

Thermal filter treatment for lowest maintenance costs

The two unique protection features pay for themselves: Because thermal decontamination also increases the filter lifetime, a new HEPA filter has to be purchased less frequently. **This saving means that you benefit from the added value of thermal decontamination – maximum filter safety and filter hygiene – practically free of charge!**

What makes the TAC V+ so unique and what makes it different from conventional air cleaners?

The TAC V+ was designed specially for the purpose of virus filtration, in particular with a view to the specific requirements in medium and large rooms such as school classrooms, office spaces or gastronomy spaces.

This is why the mobile carriage design ensures large air volumes combined with high versatility. Set up, reposition, adjust – all in next to no time, always exactly where the TAC is needed.

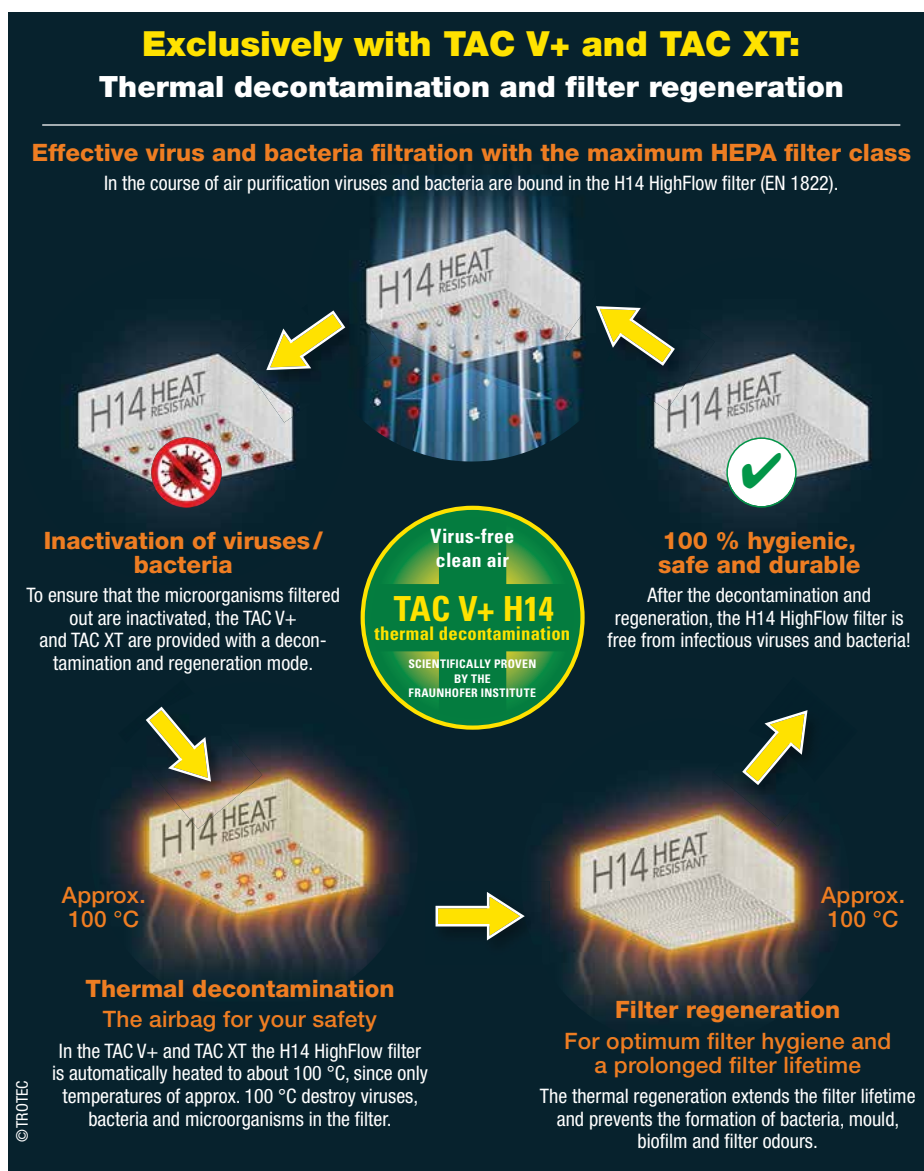
The specially constructed, fully encapsulated H14 high-temperature lamellae filter is a heat-resistant special design "made in Germany" with an extremely high filter volume performance of class H14 (EN 1822).

Aerosols carrying viruses and bacteria are reliably filtered out and heated to about 100 °C for approx. 15 minutes at regular intervals. In this process, the viruses filtered out are denatured, i.e. practically destroyed.



The advantages of the exclusive decontamination and regeneration technology from Trotec:

- Separated microorganisms are thermally destroyed in the filter. For thermal decontamination that are performed on a weekly basis, this technology only requires a minimum energy input of approx. € 26 per year (52 x 1 kWh for € 0.5 each), but offers you the crucial added value with regard to hygiene over the entire filter lifetime.
- Due to the short treatment duration and the low energy input, the room temperature does not increase.
- The filter regeneration process constitutes a kind of self-cleaning function and ensures a consistently high effectiveness of the special virus filter.
- The thermal regeneration cycle effects the evaporation of the liquid portion of the aerosol particles and actively prevents the development of bacteria biofilm and filter odours.
- The filter's lifetime is extended by its regeneration function, allowing for reduced maintenance intervals and lower operating costs compared to air cleaners without thermal filter regeneration.
- Only at temperatures of approx. 100 °C, bacteria and mould can be reliably killed. It's not without reason that drinking water containing germs should be boiled, i.e. heated to approx. 100 °C, for at least three to five minutes before use. Therefore, thermal decontamination and filter regeneration at approx. 100 °C offer you more safety, hygiene and a long filter lifetime.
- Last but not least, this unique protective function basically pays for itself: Because thermal decontamination also increases the filter lifetime, a new filter has to be purchased less frequently. This saving means that you benefit from the added value of thermal decontamination – maximum filter safety and filter hygiene – practically free of charge!



The TAC V+ and TAC XT offer what leading scientists recommend:

"To ensure that the room air cleaner always remains hygienically safe even in continuous operation, the H14 filter (EN 1822) should be heated to an approximate filter core temperature of 100 °C for about 15 minutes.

This takes place in a freely adjustable and fully automatic fashion, e.g. during the night, outside business hours or school hours. Heating the filter to about

100 °C destroys the microorganisms in the filter and prevents the formation of bacteria, biofilm and fungi without harmful chemical additives or UV-C radiation", says Prof. Kähler from the University of the German Federal Armed Forces in Munich.

With their automatic thermal decontamination the TAC V+ and TAC XT meet this requirement.



Whether it's a new model you are looking for or a reconditioned one, whether you are thinking of buying or leasing –

Trotec provides you the ideal solution for every demand: Visit the Trotec Shop to find out more about great deals on our new products, our super special offers and our wide selection of demonstration, reconditioned and specially-priced products. For more information go to www.trotec.com or directly use the QR Code.

Major trend good air: Why air purification is so important for health protection – and will remain so even in post-COVID-19 times

Even in times “without corona”, TAC high-performance air cleaners will still be a precious investment as a universal guarantor of clean air. After all, air hygiene is always an issue, especially at the workplace, not only in production areas and workshops but also in the office, in canteens and law firms.

On the one hand, the TAC high-frequency air cleaners can also effectively protect employees and visitors from an airborne infection with influenza viruses during the annual flu outbreaks as well as from other airborne infectious diseases.

On the other hand, permanently unhealthy air pollution at the workplace

is the ideal breeding ground for a wide range of negative effects. From fatigue, lack of concentration or headaches to respiratory diseases or allergies.

There are many reasons for poor air quality, and they are difficult to handle without any technical aids. From biogenic substances such as viruses, bacteria or pollen to fibres and fine dust

particles or suspended micro-sized particles on aerosols and vapours, high concentrations of hazardous substances often remain unnoticed in the workplace air.

For although the dangers of increasing outdoor air pollution are heard in the media every day, studies show that our indoor air is up to 100 times more polluted than outdoor air.

Since people regularly spend a long time at work, it is best to use a high-performance air purifier in continuous



operation to obtain the best potential for effective air pollution control and to provide for clean breathing air all around the workplace.

With a TAC high-performance air purifier, you can ensure effective air purification in your office rooms 365 days a year.

**What clean air means:
breathe healthier, work safer,
live safer, feel safer!**

Virus filtration plus keeping the air free from particulate matter



Particulate matter pollution presents a permanent hazard to our respiratory organs, especially indoors. Learn more at uk.trotec.com/fine-dust



Infection control: Recommendations for air changes and Circulation rates* for TAC V+ and TAC M

Max. air volume flow for the respective filter class:
with a HighFlow H14-HEPA filter built in as standard

H14 up to 1,200 m³/h H13 up to 2,100 m³/h

Filter efficiency class certified
in compliance with DIN EN 1822

Maximum room size in m³

Fields of application	Circulation rate* / Number of air changes (min.)	Filter class H14	Filter class H13
Conference rooms, office spaces, business premises, schools, daycare centres, restaurants, salons, workshops, fitness studios, choir rooms ...	Circulation rate* of at least 6 times per hour. With a high density of persons or high activity, a minimum circulation rate of 8 times* is recommended.	200 m³**	350 m³***
Therapy rooms, gymnastics rooms, bars, discotheques, marquees, call centres ...	Circulation rate* of at least 8 times per hour. With a high density of persons or high activity, a minimum circulation rate of 8 to 10 times* is recommended.	150 m³**	260 m³***
Hospital wards, medical practices, waiting rooms ...	Circulation rate* of at least 12 times per hour. With a high density of persons or high activity, a minimum circulation rate of 12 to 15 times* is recommended.	100 m³**	175 m³**

* Air change is an established term in the field of ventilation technology, which, however, is misleading, since the technical and colloquial meaning does not comply with each other. The air change in the unit (1/h) specifies the multiple of the room volume that is supplied to the room per hour in the form of filtered or fresh air. In field of displacement ventilation (e.g. air pump), this number exactly corresponds to the multiple of the room volume, this, however, does not apply to mixing ventilation (room air cleaner, open windows, interior ventilation system), since air that has already been partly filtered/exchanged is filtered/exchanged again. With regard to the viral load in the room this means that room air cleaners, free ventilation and interior ventilation systems are not able to establish completely virus-free room air if persons infected continuously breathe out viruses into the room. The virus concentration is lower when the number of air changes is high, though. Therefore the risk of infection decreases with an increasing number of air changes. With the same virus-free air volume, it is not relevant whether the viruses are separated by room air cleaners (air circulation, circulation rate) or whether they are led out of the room through windows or by means of interior ventilation systems (air change, air change rate). But room air cleaners have the clear advantage that they are more beneficial as regards the energy consumption, and that they provide for a constant air change, irrespective of the wind/temperature conditions or of the window size. These data does not apply to rooms the volume of which is exceptionally large in relation to the number of persons, e.g. churches, exhibition halls, etc.

** With an active use and a high density of persons these values may deviate. The above-mentioned data is based on scientific recommendations established on the basis of the current infection situation. Your specific room situation may possibly require higher or lower air change rates in the context of your individual hygiene concept. We're happy to be of service.

*** Generally, we recommend using the TAC V+ with its serial filter in H14 filter stages with max. 1,200 m³/h, especially in rooms with a high density of persons, to ensure reliable separation of viruses and bacteria. Only with an explicit approval in specific hygiene concepts or for quick separation (short and intense filtration) during break times, operation can take place in H13 filter stages up to max. 2,100 m³/h.

Effective virus air purification: Versions, model variants and special solutions

Mobile or stationary: HEPA-filtered clean air wherever it is needed

In addition to the mobile version, all TAC high-performance air purifiers can also be supplied as stationary tower versions with integrated furniture castors. While the mobile version offers you maximum flexibility for situational room and location changes, the stationary tower version convinces with HEPA-filtered clean air at a fixed installation site.

While the mobile versions TAC V+ and TAC M are delivered with an installed blowing-out tower as a standard, the mobile versions of the TAC ECO as well as the stationary tower versions are provided with a discharge hood directed to the ceiling at the discharge side. Only the TAC V+ is supplied with a blowing-out tower instead of a discharge hood as standard. This also applies to the tower version due to the thermal decontamination function of the device.

All models – whether mobile or stationary – have been subjected to an elaborate sound insulation concept and are equipped with an integral silencer on the suction side as standard equipment. All in all, this makes the devices scarcely audible in everyday use.



TAC high-performance air purifier as tower or mobile version The discharge level of each version can be increased variably by mounting the optional FlowExtender Silence+ distance piece – ideal for rooms with high ceilings.

Model variants TAC M, TAC ECO and TAC BASIC

These model variants are our best recommendation if you want to do without the full equipment of the TAC V+, but not without effective H14 HEPA virus filtration from Trotec “made in Germany”.

Due to their function for thermal decontamination and filter regeneration, the high-performance air purifiers TAC M and TAC ECO can also be used in areas which, due to electrical protection, only permit automated thermal decontamination to a limited extent. Consequently, the devices come without the added value of thermal room decontamination – maximum hygiene and safety –, which is offered by the TAC V+ through cyclic heat inactivation and thermal filter self-cleaning for longer filter lifetimes.



TAC M – TAC V+-like virus-filtered clean air

Just like the TAC V+, equipped with a programmable touch display incl. USB update function, the TAC M offers you convenient configuration options.

Furthermore, you also benefit from the integrated FlowMatic control for a constant air volume flow at any power level with the TAC M.

On request, the TAC M is available as tower and mobile version in all colours of the TAC V+.



TAC ECO – virus-filtered clean air, manually adjusted

The TAC ECO is the perfect reduction of the TAC V+ to its essential virus filter qualities with an H14 HEPA filter standard according to EN 1822.

Once manually configured, the TAC ECO, too, will automatically make you benefit from virus-filtered clean air in your rooms.

The TAC ECO is available as tower and mobile version and exclusively in basalt grey.



TAC BASIC – the best basis for virus-filtered clean air

With the exception of the filter change indicator, the TAC BASIC comes with all the basic functions of the TAC ECO, but is only available as a stationary tower version which can also be used as a mobile device thanks to the installed furniture castors.

An overview table showing the scope of application and the differences in equipment of all TAC high-performance air purifiers can be found in the technical data starting from page 138 ...



TAC XT

Multi air handler

For extended fields of application of the TAC V+ beyond air pollution control, the multi-air handler TAC XT has been developed.

The TAC XT is based on the same assembly as the TAC V+, which is why it is provided with an identical HEPA air purification function with filter class H14 and a filter efficiency of 99.995 %.



In addition though, the TAC XT can also be used for combined room heating as well as for thermal disinfection or decontamination, for instance for the decontamination at night-time of rooms in sanitary facilities, changing rooms, treatment rooms, etc.

More information regarding the TAC XT can be found in chapter "Heating" starting on page 70 ...



Stainless steel version for hygiene-sensitive areas

The TAC V+ as well as the multi-air handler TAC XT are optionally also available in stainless steel design, which is ideally suited for the use in areas with specific hygiene requirements or especially reactive atmospheres.

The stainless steel housing is easy to clean and manufactured of the material 1.4301, which features a very high corrosion resistance and which is particularly resistant to various chemical solutions.

TAC V+ Dual for virus filtration in large halls

For virus-free air purification of even very large hall areas we recommend using the TAC V+ Dual. With its high-pressure fan and Thermodecon function made of stainless steel, the Dual design, which draws in air at the floor side and blows it out on two sides, makes it possible to extensively flush even spacious hall areas with virus-free, filtered clean air.



C profiles integrated on both sides allow you to flexibly mount the TAC V+ Dual on the ceiling or wall, in the process of which you can also remove the control panel from the device and attach it near the floor by cable, also making it possible to easily control the high-performance air purifier from a distance even if the TAC V+ Dual has been mounted at a great height.

The TAC V+ Dual is available with a variety of clean air capacities on request.

Optional accessories and equipment options



Sound protection caps

Produce an additional reduction of the sound level, in particular of the frequencies perceived as disturbing, which considerably reduces the perceived overall loudness. The sound protection caps available in a set of 2 can be mounted either on one or on both sides of any TAC high-performance air purifier.



Flowstop shutters

The flowstop shutters can be attached to one or two of the four insides of the blowing-out tower. This prevents the respective tower side from discharging air, e.g. if air purification is not desired on the respective side or if the device is positioned in front of a wall.



DualHeat blowing-out tower


For TAC XT only: Blowing-out tower with turning option for high versatility: A tower side to be used to distribute warm air in the room, a connector side for connecting a hose to existing ventilation systems.



Manipulation protection

This transparent cover prevents unauthorised direct access of the control panel (not suitable for TAC XT).

Article no. 6.100.007.065



FlowExtender Silence+

To be mounted under the blowing-out tower. Increases the discharge position of the air outlets by 50 cm each and additionally reduces the sound level.

Article no. 6.100.007.066



Attachment hood for hose connection (ø 300 mm)

For TAC XT only: Enables the connection to existing ventilation systems or pipe bends.

Article no. 6.100.007.066

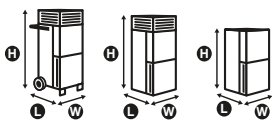
← TAC high-performance air cleaners – further information ...



Technical data		TAC BASIC	TAC ECO		TAC M	
Version		Tower	Tower	Mobile	Tower	Mobile
Article number		1.580.000.139	1.580.010.140	1.580.001.140	1.580.010.145	1.580.001.145
Max. air flow rate Heating (without HEPA filter) [m³/h]		–	–	–	–	–
Prefilter		G4 Z line (EN 779:2002)			F7 (EN 779:2002), ePM10 85 % (ISO 16890)	
Particulate air filter (Each filter is tested and certified individually.)	Type	Trotec HEPA-H14, EN 1822 (standard minipleat)			Trotec HEPA-H14 HighFlow filter heat resistant, EN 1822	
	max. Air volume flow [m³/h]	H14 ≤ 1,000, H13 ≤ 1,600			H14 ≤ 1,200, H13 ≤ 2,100	
	Scope of delivery	standard	standard	standard	standard	standard
	Replacement interval	max. 1 - 2 years ¹²	Approx. 1 - 2 years ¹		Approx. 1 - 3 years ¹	
Mains supply [V / Hz]		220 - 240 / 50 - 60				
Connection plug		CEE 7/7, H07RN-F				

Safety and filter hygiene: Thermal decontamination and filter regeneration at approx. 100 °C. 15 min.
Heating-up phase / 15 min. Decon phase (altogether 30 min.)

No thermal decontamination and reconditioning of the filter

ø power input [kW]	Air purification	0.15 ⁴	0.15 ⁴	0.15 ⁴	0.15 ⁴	0.15 ⁴
	Heating	–	–	–	–	–
Control panel		Manual control panel (6-step switch)			Touch display with PIN lock function	
Sound pressure level ⁶ (approx.) in accordance with ISO 11203		31 - 50 dB(A)	29 - 50 dB(A)	29 - 50 dB(A)	29 - 50 dB(A)	29 - 50 dB(A)
Length [mm]		506	506	690	506	690
Width [mm]		523	523	610	523	630
Height [mm]		1,100 - 2,100 ⁹	1,100 - 2,100 ⁹	1,130 - 2,230 ⁹	1,100 - 2,100 ⁹	1,300 - 2,300 ⁹
Weight [kg]		85 ⁷	84 ⁷	84 ⁷	84 ⁷	84 ⁷

Possible applications and equipment differences

Use for high-performance H14 HEPA air purification as per EN 1822	■	■	■	■	■
Integral silencer	■	■	■	■	■
Stationary floor-standing design	■	■	–	■	–
Mobile carriage design	–	–	■	–	■
Usage-related filter change indicator for prefilter and HEPA filter	–	■	■	■	■
FlowMatic volume flow control for constant circulation rates	–	–	–	■	■
Programmable touch display updateable via USB	–	–	–	■	■
Thermal filter decontamination and filter regeneration	–	–	–	–	–
Use for room heating, tent heating	–	–	–	–	–
Use for thermal decontamination of rooms / objects	–	–	–	–	–
Use for thermal disinfection	–	–	–	–	–
Available colour variants	Basalt grey	Basalt grey		Basalt grey, yellow, white, bronze	

Filter elements (accessory consumables)

Trotec HEPA-H14 HighFlow filter heat resistant, EN 1822	–	–	–	7.160.000.106	7.160.000.106
Trotec HEPA-H14 (standard minipleat), EN 1822	7.160.000.113	7.160.000.113	7.160.000.113	–	–
Prefilter F7 (EN 779:2002), ePM10 85 % (ISO 16890)	–	–	–	7.160.000.449	7.160.000.449
Prefilter G4 Z line (EN 779:2002)	7.160.000.457	7.160.000.457	7.160.000.457	–	–
Prefilter protective membrane	7.160.000.458	7.160.000.458	7.160.000.458	7.160.000.458	7.160.000.458
Protective membrane air outlet	7.160.000.459	7.160.000.459	7.160.000.459	7.160.000.459	7.160.000.459

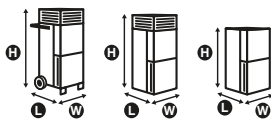
¹ depending on the application: in dusty environments, shorter filter change intervals may also be necessary. ² Due to the missing sensor-supported filter change indication, a change every 6 months is recommended for reasons of safety. ³ with regular thermal decontamination. ⁴ without thermal decontamination for an air volume of 900 m³/h. ⁵ with thermal decontamination (60 min.) ⁶ Depending of the configuration (sound protection caps, FlowExtender) ⁷ weight incl. filter, ⁸ weight without filter, ⁹ with FlowExtender Silence+



Whether it's a new model you are looking for or a reconditioned one, whether you are thinking of buying or leasing –

Trotec provides you the ideal solution for every demand: Visit the Trotec Shop to find out more about great deals on our new products, our super special offers and our wide selection of demonstration, reconditioned and specially-priced products. For more information go to www.trotec.com or directly use the QR Code.



Technical data		TAC V+		TAC XT 18	TAC XT 27
Version		Tower	Mobile	Mobile	Mobile
Article number		1.580.010.152	1.580.001.152	1.410.000.183	1.410.000.182
Max. air flow rate Heating (without HEPA filter) [m³/h]		–	–	2,500	2,500
Prefilter		F7 (EN 779:2002), ePM10 85 % (ISO 16890)		G4 Z line (EN 779:2002)	
Particulate air filter (Each filter is tested and certified individually.)	Type	Trotec HEPA-H14 HighFlow filter heat resistant, EN 1822, fully encapsulated H14 HighFlow metal lamellae high-temperature filter “made in Germany”			
	max. Air volume flow [m³/h]	H14 ≤ 1,200, H13 ≤ 2,100			
	Scope of delivery	standard	standard	Accessories	Accessories
	Replacement interval	Approx. 2 - 4 years ¹³			
Mains supply [V / Hz]		220 - 240 / 50 - 60		2 x 380 - 480 / 50 - 60	
Connection plug		CEE 7/7, H07RN-F		2 x CEE 16 A (9 kW each)	CEE 16 A (9 kW), CEE 32 A (18 kW)
Safety and filter hygiene: Thermal decontamination and filter regeneration at approx. 100 °C. 15 min. Heating-up phase / 15 min. Decon phase (altogether 30 min.)		Time freely programmable, the thermal decontamination and filter regeneration process takes place fully automatically, usually once a week in the night or outside business or teaching hours. Thermal decontamination and filter regeneration can be switched off temporarily or even constantly as required. Thanks to the short treatment duration (15 min.) and the low energy input (altogether approx. 1.0 kWh per cycle), the room temperature does not increase by thermal decontamination.			
ø power input [kW]	Air purification	0.15 ⁴ (1.25) ⁵	0.15 ⁴ (1.25) ⁵	0.15 ⁴ (1.25) ⁵	0.15 ⁴ (1.25) ⁵
	Heating	–	–	18	27
Control panel		Touch display with PIN lock function			
Sound pressure level ⁶ (approx.) in accordance with ISO 11203		29 - 50 dB(A)	29 - 50 dB(A)	35 - 59 dB(A)	35 - 59 dB(A)
Length [mm]		506	690	690	690
Width [mm]		523	630	630	630
Height [mm]		1,270 - 2,270 ⁹	1,300 - 2,300 ⁹	1,300 - 2,300 ⁹	1,300 - 2,300 ⁹
Weight [kg]		89 ⁷	89 ⁷	94 ⁸	99 ⁸
Possible applications and equipment differences					
Use for high-performance H14 HEPA air purification as per EN 1822		■	■	■	■
Integral silencer		■	■	■	■
Stationary floor-standing design		■	–	–	–
Mobile carriage design		–	■	■	■
Usage-related filter change indicator for prefilter and HEPA filter		■	■	■	■
FlowMatic volume flow control for constant circulation rates		■	■	■	■
Programmable touch display updateable via USB		■	■	■	■
Thermal filter decontamination and filter regeneration		■	■	■	■
Use for room heating, tent heating		–	–	■	■
Use for thermal decontamination of rooms / objects		–	–	■	■
Use for thermal disinfection		–	–	■	■
Available colour variants		Basalt grey, yellow, white, bronze		Yellow	Yellow
Filter elements (accessory consumables)					
Trotec HEPA-H14 HighFlow filter heat resistant, EN 1822		7.160.000.106	7.160.000.106	7.160.000.106	7.160.000.106
Trotec HEPA-H14 (standard minipleat), EN 1822		–	–	–	–
Prefilter F7 (EN 779:2002), ePM10 85 % (ISO 16890)		7.160.000.449	7.160.000.449	–	–
Prefilter G4 Z line (EN 779:2002)		–	–	7.160.000.457	7.160.000.457
Prefilter protective membrane		7.160.000.458	7.160.000.458	7.160.000.458	7.160.000.458
Protective membrane air outlet		7.160.000.459	7.160.000.459	7.160.000.459	7.160.000.459

¹ depending on the application: in dusty environments, shorter filter change intervals may also be necessary. ² Due to the missing sensor-supported filter change indication, a change every 6 months is recommended for reasons of safety. ³ with regular thermal decontamination. ⁴ without thermal decontamination for an air volume of 900 m³/h. ⁵ with thermal decontamination (60 min.) ⁶ Depending of the configuration (sound protection caps, FlowExtender) ⁷ weight incl. filter, ⁸ weight without filter, ⁹ with FlowExtender Silence+

A FEW PRACTICAL BENEFITS:

Professional quality
"made in Germany" –
originally produced by Trotec

Unique in the world: Professional air
cleaner – variably applicable for build-
ing site and cleanroom renovations
with only one device

Dust class H, approvable for asbestos
abatement as per TRGS 519

Already prepared for future directives
of the (German) employer's liability in-
surance association regarding the use
of portable air purification equipment

Vario-shift function to adapt
the use of the filter ladder
with terminal fan or HEPA filter

Sensor-supported FlowMatic control
for the automatic retention
of the preselected air volume
(TEC 5000 and 6500)

Monoventic regulator for precise and
infinitely adjustable amounts of air

Visual and acoustic alternating
display for pre- and main filter –
sensor-supported

Equipped as standard with stacking
aid and shock protection
(TAC 5000 and 6500)

Simple filter change via quick
top unlocking device (TAC 5000, 6500)
or service flap (TAC 1500, 3000)

**Now also H14 filter for
virus filtering available!**

TAC Professional Air Cleaner

Just a "TAC" better: Professional air cleaner with their application
variably ranging from "standard construction sites" over
asbestos abatements to hygiene-sensitive areas even in cleanroom
environments – and all that with only one device!



Safe investment:

Already prepared for future directives
of the (German) employer's liability
insurance association regarding
the use of portable air purification
equipment

**The optimum solution for construction and
restoration work in indoor environments contaminated
with dust, mineral fibres, mould spores or allergens!**



Whether it's a new model you are looking for or a reconditioned one, whether you are thinking of buying or leasing –
Trotec provides you the ideal solution for every demand: Visit the Trotec Shop to find out more about great deals on our new products, our super special offers
and our wide selection of demonstration, reconditioned and specially-priced products. For more information go to www.trotec.com or directly use the QR Code.



Portable air cleaner with Vario-shift and FlowMatic function:

One of a kind and exclusively available only at Trotec!

VARI@Shift

FlowMatic

Neat: All in one according to construction site & cleanroom standards!

Conventional air cleaners with inflexibly arranged filter ladders can well be used in construction zones, but are completely unsuitable for renovation work in cleanroom environments and thus prohibited.

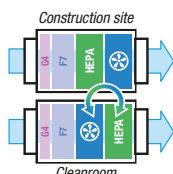
Because of the operational requirements of terminal high-efficiency particulate air filters in cleanroom surroundings the HEPA filter has to be downstream of the fan as the last link at the end of the filter chain.

Since such a filtration sequence, inflexibly arranged, is on the other hand economically absolutely useless for renovation works infested with mould, because the fan would be contaminated with spores and would have to be elaborately cleaned and disinfected each

time, it has as yet been impossible to meet both requirements flexibly and comfortably with only one air purification unit and without the use of additional attachment parts.

Thanks to the globally unique Vario-shift function, Trotec's TAC air cleaners can, by contrast, be variably adjusted for all application scenarios and in line with the regulations.

As the only portable air cleaner on the market, only TAC devices are equipped for a fast change of position of fan and HEPA unit, meaning you can re-arrange the filter chains in line with demand in the required sequence for standard or cleanroom applications at any time.



Against all opposition: Volumetric flow remains constant!

To realize the stipulated air exchange rates for the inside rooms to be attended to, a constant volumetric flow during the whole period of application is compulsory, because otherwise, with a reduced effective air flow rate, the required amount of air can no longer be achieved.

However, process-related, the used filter elements are gradually clogging up, which leads to an increase in counter pressure and a reduction of the air flow rate. Furthermore, connected air transport hoses affect the amount of air effectively available at the end of the hose, depending on their length and number of spiral tracks.

Using conventional air cleaners, one has to work with distinctly elevated starting values in order to meet the air change requirements for the entire processing time and to be able to compensate an inevitable reduction of volumetric flow. But even these measures cannot guarantee for the values to remain below the target over the entire period of ap-

plication and, moreover, increase the filter elements' wear and tear.

This problem can be solved more professionally using the electronic volumetric flow regulation automatism of our TAC 5000 and 6500 air cleaners – the first portable air cleaners employing this technology worldwide!

The sensor-supported FlowMatic control of these TAC devices is unique in the world and basically works like the "cruise control" in your car:

The FlowMatic sensors capture the actual values of the air flow rate within the entire filter chain and continually adjust the system performance dynamically, so that the once numerically predefined target value for the amount of air can be kept constant in every situation!

This does not only increase filter lifetime and system efficiency, but also guarantees the compliance with the air exchange rates required by law.

Sophisticated features:

- ① Separate, sensor-supported alternating display for pre- and main filter, both visual and acoustic.
- ② Monoventic regulator for precise and infinitely adjustable amounts of air.
- ③ Operating hours counter for an accurate accounting of the period of application and maintenance planning.
- ④ Sensor-supported FlowMatic control with real-value selection of the air volume in m³/h.
- ⑤ Quick and easy top unlocking device of TAC 5000 und 6500 for a comfortable filter change.
- ⑥ Vario-shift function to adapt the use of the filter ladder with terminal fan or HEPA filter.
- ⑦ User-friendly service panels with automatic locking.



The Air Cleaner TAC 5000 and TAC 6500 are equipped as standard with forklift pockets.





Professional air cleaners of the TAC series – the optimum solution for any application requirement...

Wherever there is construction or restoration work in progress, enormous amounts of dust emerge and this pollution not only affects the employed craftsmen, but also the users of adjacent areas.

Many building activities cause high concentrations of dust, not only when using angle grinders or during blasting, chiselling or demolition operations, but also when mixing dry mortar, spackle or tile cement.

Often the dust remains in the breathing air for hours. One construction worker inhales approx. 10,000 litres of air per working day. Up to 95 % of the dust are then exhaled, coughed up or swallowed.

The remaining 5 % however should not be taken lightly, for they can cause serious illnesses.

Especially critical are dusts from quartziferous stones, artificial mineral fibres, wood, cellulose and asbestos. What adds to this is the pollution with spores, allergens and microfibres, f.i. in the



building, insulation layer or mould fungus restoration.

The room air exposure to impurities is thus more than just an unpleasant side effect.

Without the application of suitable air purification systems, dust and hazardous substances can spread in the building unrestrictedly which entails harmful effects on the inhabitants' health and inventory. Therefore they have to be dynamically combatted, not least because of prevailing hazmat regulations.



The air cleaners of the TAC series are ideal solutions for air extraction and cleaning contaminated work spaces.

These modest, portable, professional devices with robust metal housing were especially designed for the rough everyday work on ever-changing construction sites and can be adjusted need-based for any application owing to the infinitely adjustable air volume.

Due to the modularly and flexibly combinable filter modules of the TAC air cleaners, an optimum filter combina-

tion can be compiled for any level of room air contamination – thanks to the Vario-shift function also with variably placeable terminal HEPA filter for cleanroom conditions.

Filtration range:

- Asbestos dust
- Quartz dust
- Building rubble
- Flour dust and wood dust
- Mineral fibres
- Mould spores
- Paint particles

Typical fields of application:

- Blasting operations
- Construction work and renovations
- Water damage restoration
- Fire damage restoration
- Mould fungus remediation
- Asbestos abatement
- Cleanroom applications



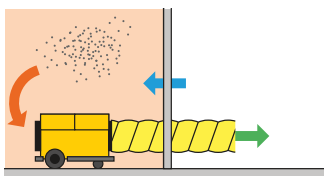
Which sizes of hazardous particles call for which filter combinations?

Pollutant particles in the air can be classified according to their size. The accompanying graph illustrates a practice-oriented overview of which filtration efficiencies and filter combinations are implemented for which levels of room air contamination (indication of size in micrometres, one micrometre equals a thousandth of a millimetre).

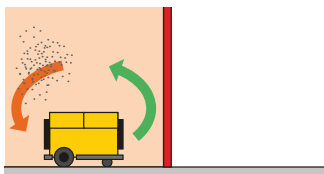
Examples for use of TAC air cleaners

The purification of contaminated room air takes place by means of vacuum recirculation. In case of simple applications, TAC air cleaners can be placed directly in the doorway. Alternatively, the air can be led to pollutant-free areas using hoses.

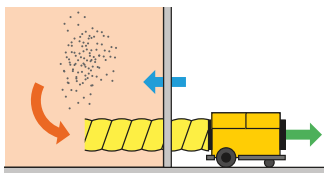
With TAC air cleaners it is easy to realize the most diverse varieties of application:



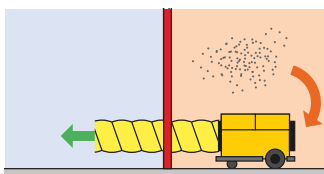
Maintaining pressure with TAC in room and air hose.



Air purification in sealed off area via air circulation.



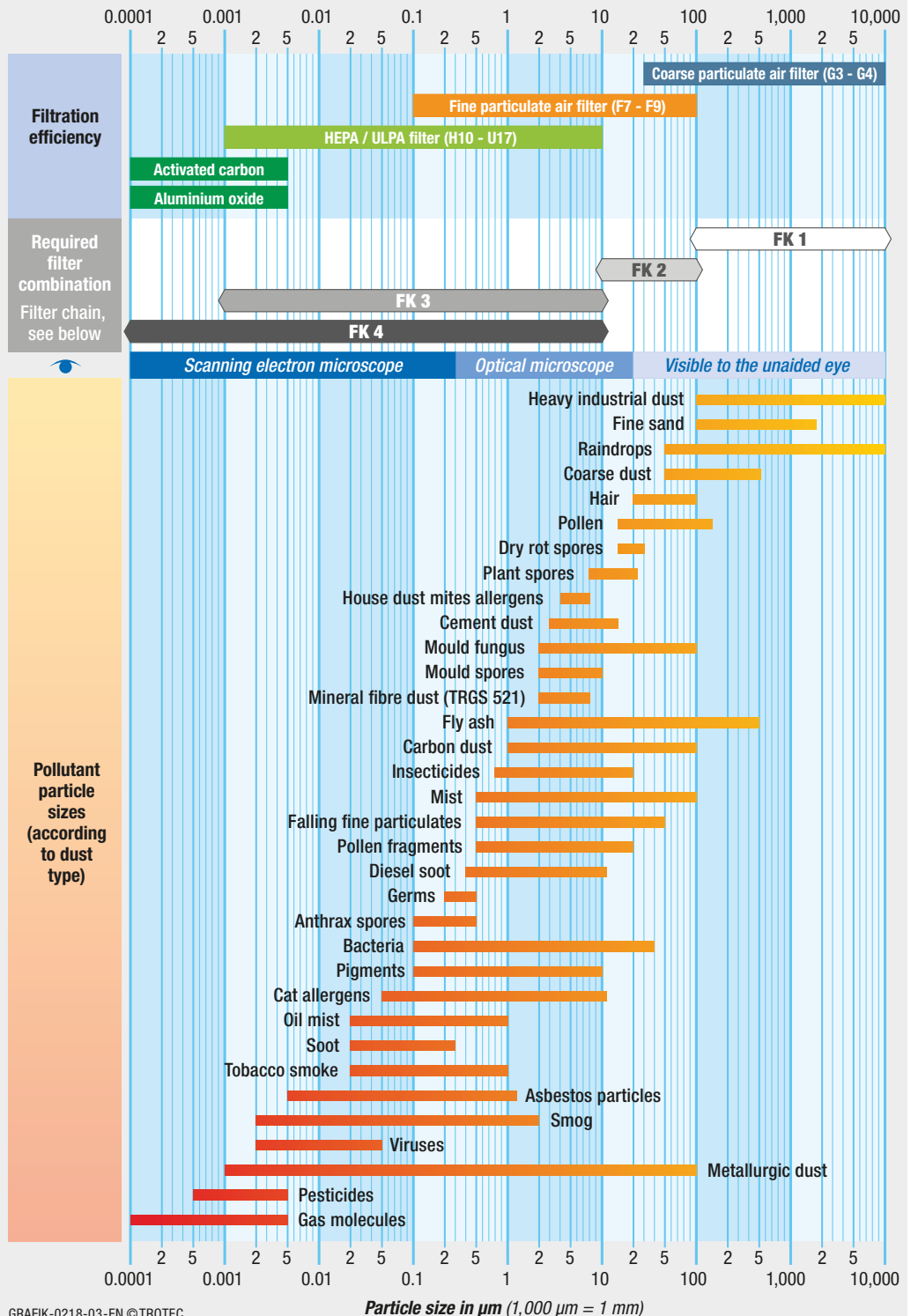
Maintaining pressure outside of room via air hose.



Protective excess pressure ventilation of rooms located in contaminated areas

In addition to the above, many other variations are possible with the flexibly applicable TAC air cleaners!

Filtration efficiencies and pollutant particle sizes:



GRAFIK-0218-03-EN © TROTEC

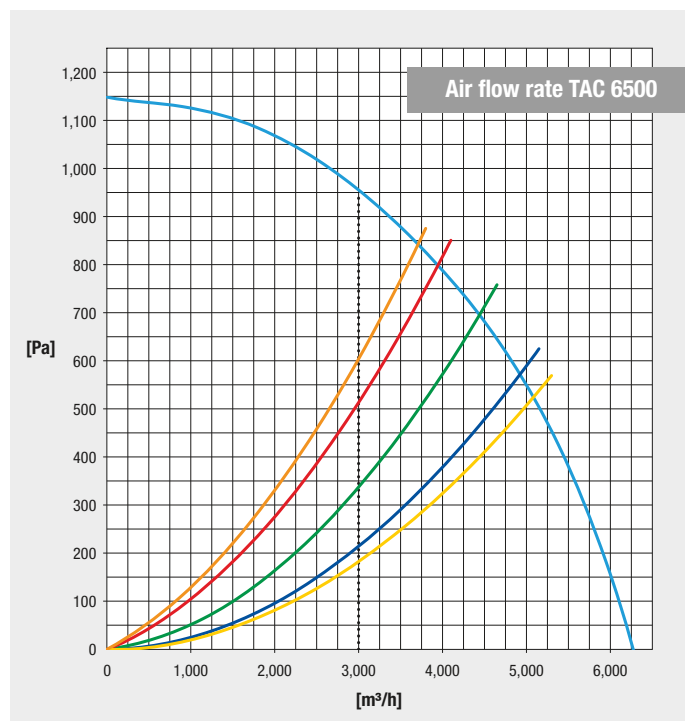
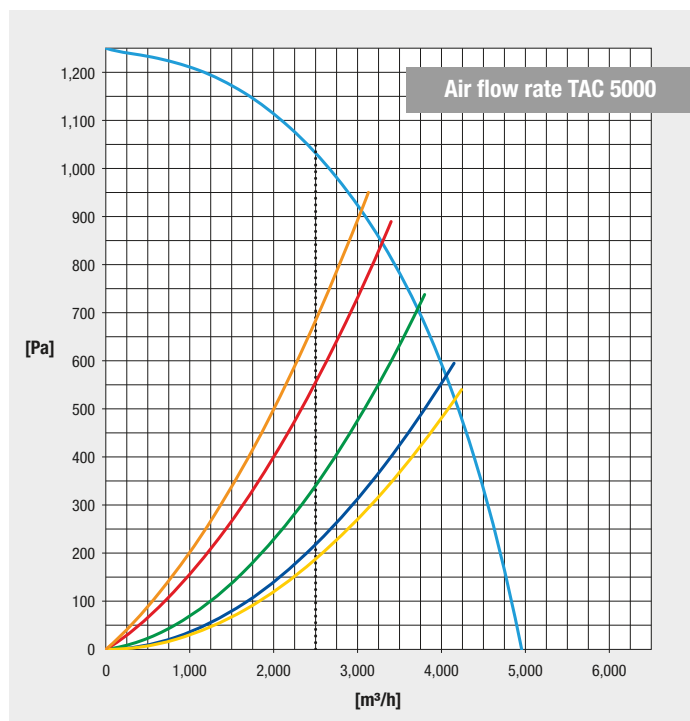
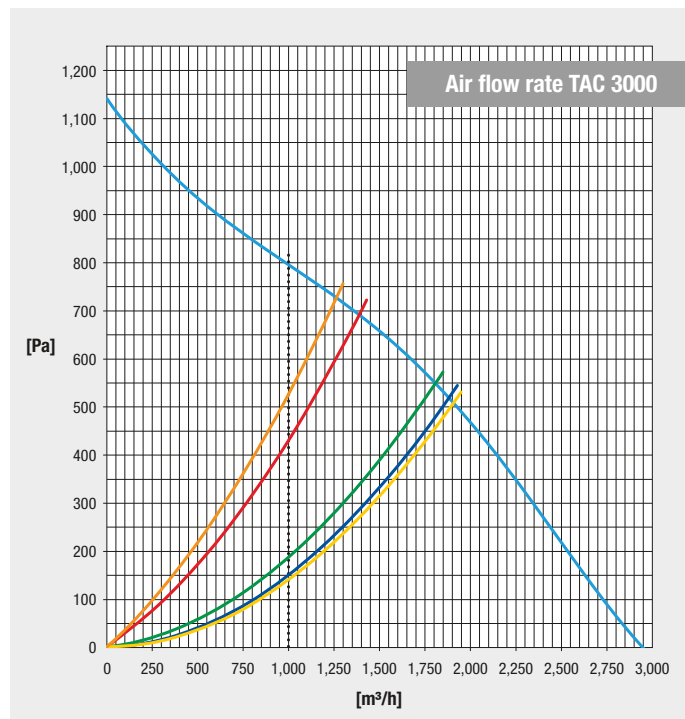
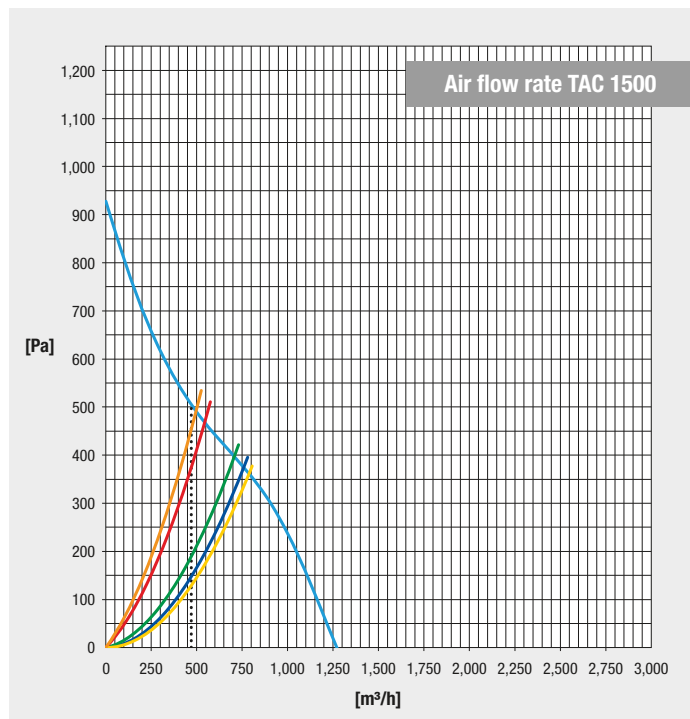
Pollutant particle sizes (according to classes)

- Superfine particles UP, $\phi < 0.1 \mu\text{m}$
- Respirable fine particulates PM 2.5, $\phi < 2.5 \mu\text{m}$
- Inhalable fine particulates PM 10, $\phi < 10 \mu\text{m}$
- Coarse dust (sedimentation dust), $\phi > 10 \mu\text{m}$

Filter chain – required combinations for use:

- FK 1** = coarse particulate air filter
- FK 2** = coarse particulate air filter + fine particulate air filter
- FK 3** = coarse particulate air filter + fine particulate air filter + high-efficiency particulate air filter
- FK 4** = coarse particulate air filter + fine particulate air filter + high-efficiency particulate air filter + odour filter

Overview of the TAC series' performance charts






- Fan
- without filter with air transport hose*
- with G4 filter with air transport hose*
- with paint particle filter and air transport hose*
- with G4+F7 filter combination and air transport hose*
- with G4+H13 filter combination (approval for dust class H) and air transport hose*
- with G4+H14 filter combination
- recommended amount of air for dust class H

* Connected on the discharge side, standard length 7.6 m, laid in a 90° bend.

When the air hose is laid stretched and arc-free, an increase of air volume by up to 25 % is possible!



Technical data		TAC 1500	TAC 3000	TAC 5000	TAC 6500				
Article number		1.580.000.105	1.580.000.115	1.580.000.125	1.580.000.135				
Amount of air		see performance charts on page 144							
Recommended amount of air for dust class H [m³/h]		500	1,000	2,500	3,000				
Dust class (as per DIN EN 60335-2-69)		Dust class H (transmittance ≤ 0.005 %) for substances with a maximum allowable concentration of ≤ 0.1 mg/m³, carcinogenic hazardous substances as per GefStoffV § 11 (Ordinance on Hazardous Substances), TRGS 905 or 906 (Technical Rules for Hazardous Substances), approvable for asbestos abatement as per TRGS 519							
Infinite adjustment of air volume		■	■	■	■				
FlowMatic regulation of air volume		–	–	■	■				
Alternating filter display, visual and acoustic	Prefilter	■	■	■	■				
	Main filter	■	■	■	■				
Vario-shift function for the variable configuration of use with terminal fan or HEPA filter		■	■	■	■				
Motor power [W]		175	450	1,270	1,400				
Input voltage [V/Hz]		230 / 50-60	230 / 50-60	230 / 50-60	230 / 50-60				
Current consumption [A]		1.4	2.8	5.6	6.0				
Electrical connection / connecting cable		Safety plug (CEE 7/7) / rubber conduits (H05RN-F), length 3 m							
Air transport hose connector [ø mm]	Suction side	200	250	400	450				
	Blow-out side	200	250	400	450				
Sound level (distance 1 m) [dB(A)]		61	65	68	68				
Length [mm]		705	833	1,252	1,252				
Width [mm]		362	460	690	790				
Height [mm]		377	519	926	1,026				
Weight (full) [kg]		22	36	125	136				
Mobility: portable / wheeled / stackable		■ / ■ / ■	■ / ■ / ■	– / ■ / ■	– / ■ / ■				
Recommendation for filter combinations specific to the application and corresponding room size suitability		TAC 1500		TAC 3000		TAC 5000		TAC 6500	
		Suitable for rooms to a size of ¹⁾							
Field of application	Filter combination	m³	m²	m³	m²	m³	m²	m³	m²
Coarse dust ²⁾ (≤ 3 LW/h ⁶⁾)	G4	220	88	500	200	1,200	480	1,400	560
Fine particulates ³⁾ (≤ 3 LW/h ⁶⁾)	G4 + F7 to F9	110	44	270	108	600	240	750	300
Suspended matter ⁴⁾ (≥ 10 LW/h ⁶⁾)	G4 + H13 / H14	50	20	100	40	150	60	200	80
Hygienic areas ⁵⁾ (≥ 15 LW/h ⁶⁾)	G4 + H13 / H14	35	14	70	28	110	44	135	54
Optional equipment (accessories)		TAC 1500		TAC 3000		TAC 5000		TAC 6500	
Guiding wheels with pneumatic tyres, traceless		–		–		Upon request		Upon request	
Trestle rollers (instead of guiding wheels)		Series		Series		Upon request		Upon request	
Filter elements (accessory consumables) ¹⁾		TAC 1500		TAC 3000		TAC 5000		TAC 6500	
Overspray filter		Article number 7.160.000.416		Article number 7.160.000.432		Article number 7.160.000.452		Article number 7.160.000.479	
G4 Z line filter		Article number 7.160.000.404		Article number 7.160.000.428		Article number 7.160.000.448		Article number 7.160.000.454	
F7 pleated filter cartridge		Article number 7.160.000.409		Article number 7.160.000.429		Article number 7.160.000.449		Article number 7.160.000.476	
F7 bag filter		Article number 7.160.000.414		Article number 7.160.000.430		Article number 7.160.000.450		Article number 7.160.000.477	
H13 HEPA filter approved for dust class H		Article number 7.160.000.424		Article number 7.160.000.431		Article number 7.160.000.451		Article number 7.160.000.478	
H14 HEPA filter		Article number 7.160.000.426		Article number 7.160.000.433		Article number 7.160.000.456		Article number 7.160.000.480	
Available accessories		TAC 1500		TAC 3000		TAC 5000		TAC 6500	
Air transport hose Tronect SP-T ⁸⁾ , length 7.6 m		Article number 6.100.001.200		Article number 6.100.001.202		Article number 6.100.001.212		Article number 6.100.001.214	
Professional extension cable, length 20 m, 230 V / 2.5 mm²		Article number 7.333.000.376		Article number 7.333.000.376		Article number 7.333.000.376		Article number 7.333.000.376	

¹⁾ With an assumed room height of 2.5 m; ²⁾ Typical coarse dust tasks: sawing, filing; ³⁾ Typical fine dust tasks: restoration works with materials containing minerals or glass wool; ⁴⁾ Typical suspended matter tasks: grinding, asbestos abatement or mould remediation, mineral dusts etc.; ⁵⁾ H13 / H14 downstream; ⁶⁾ Air exchange per hour; ⁷⁾ Other filters and filter classes available on request; ⁸⁾ This and other air transport hoses are described starting on catalogue page 176.

A FEW PRACTICAL BENEFITS:

Professional quality
"made in Germany" –
originally produced by Trotec

Versatile filter system for the extrac-
tion of dust and spray paint mists

Dust class H, approvable for
asbestos abatement as per TRGS 519

Enormously robust
and stackable metal housing

Powerful premium fan

Monoventic regulator for precise and
infinitely adjustable amounts of air

Visual and acoustic
filter change indicator

Operating hours counter

Low-maintenance, stackable
construction with quick release
fasteners for simple filter change

Air cleaner TAC 1500 S

The robust standard solution for clean air during restoration, reconstruction and expansion or painting work using airless paint spraying systems



**Now also H14 filter
for virus filtering available !**

The TAC 1500 S is the economical solution for all users who do not want to do without the performance advantages of the professional air cleaner TAC 1500 on construction sites and during restoration work, but who neither want to use the device in hygienic areas nor in cleanroom environments.

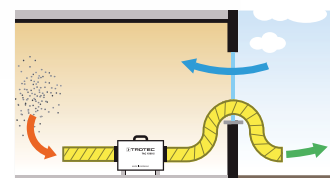
For this purpose the Vario-shift function for terminal HEPA filters as well as the separate prefilter change indicator were omitted, while the air flow rates were kept completely identical to those of the TAC 1500 and can also be adjusted as needed via the infinitely adjustable Monoventic air volume control.

TAC 1500 and TAC 1500 S by comparison – application-oriented selection guide

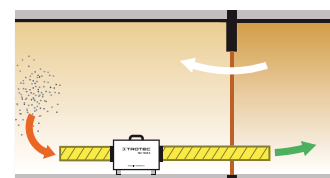
	TAC 1500	TAC 1500 S
Extraction of spray paint mists for spray painting or airless applications	✓	✓
Dust extraction during construction work according to dust class M (occupational exposure limit > 0.1 mg/m³), for instance mineral wool dust, wood dust, lead dust	✓	✓
Dust extraction during restoration work according to dust class H (occupational exposure limit < 0.1 mg/m³), for instance mould spores, mineral fibres, bitumen, quartz dust, asbestos (observe TRGS 519)	✓	✓
Air purification during work in hygienic areas* according to dust class H, for example hospitals, laboratories, doctors' offices	✓	–
Air purification during work in cleanroom environments*	✓	–

* terminal HEPA filter required according to dust class H;
separate prefilter control device recommended in addition to main filter control device.

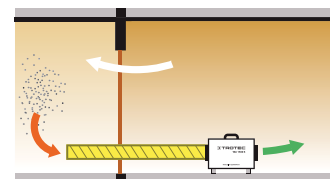
Typical applications:



Negative pressurization with external discharge of the filtered air to avoid hazards in adjacent areas.











Negative pressurization with discharge of the filtered air into an adjacent room sealed with foil.

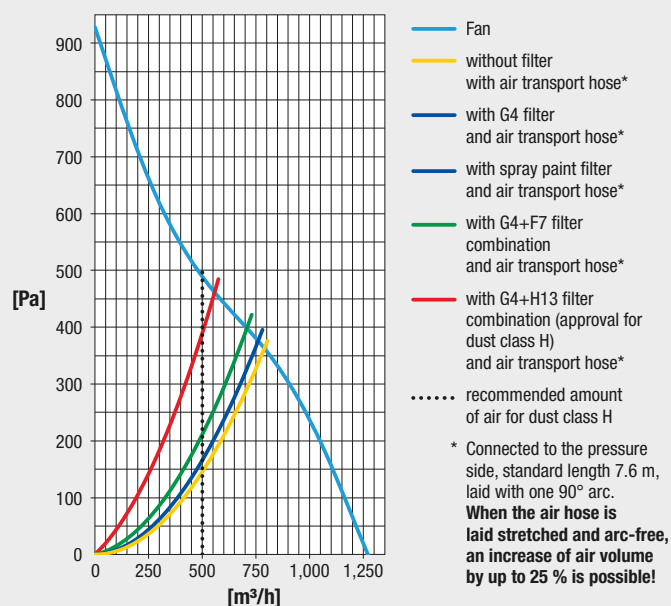


Negative pressurization with extraction of the filtered air from an adjacent room sealed with foil. With this version, the device remains free from dirt.



Technical data		TAC 1500 S	
Article number		1.580.000.104	
Max. air volume [m³/h]		see performance chart	
Recommended amount of air for dust class H [m³/h]		500	
Dust class (as per DIN EN 60335-2-69)		H	
Infinite adjustment of air volume		■	
FlowMatic regulation of air volume		–	
Visual and acoustic filter change indicator		■	
Vario-shift function*		–	
Operating hours counter		■	
Dual counter for operating and kilowatt hours ¹ (MID-compliant ²)		7.140.000.903	
Motor power [W]		175	
Input voltage [V/Hz]		230 / 50-60	
Current consumption [A]		1.4	
Electrical connection / connecting cable		CEE7/7 / H05RN-F, length 3 m	
Air transport hose connector [ø mm]	Suction side	200	
	Blow-out side	200	
Max. sound level (distance 1 m) [dB(A)]		65	
Length [mm]		610	
Width [mm]		360	
Height [mm]		400	
Weight [kg]		15	
Mobility: portable / wheeled / stackable		■ / – / ■	
Recommendation for filter combinations specific to the application and corresponding room size suitability		TAC 1500 S	
Field of application	Filter combination	m³	m²
Coarse dust ⁴ (≤ 3 LW/h ⁶)	G4	220	88
Fine dust ⁵ (≤ 3 LW/h ⁶)	G4 + F7	110	44
Suspended matter ⁶ (≥ 10 LW/h ⁶)	G4 + H13 / H14	50	20
Hygienic areas ⁷ (≥ 15 LW/h ⁶)	G4 + H13 / H14	35	14
Filter elements (accessory consumables)		TAC 1500 S	
Spray paint filter		Article number 7.160.000.416	
G4 Z-line filter		Article number 7.160.000.404	
F7 pleated filter cartridge		Article number 7.160.000.409	
F7 bag filter		Article number 7.160.000.414	
H13 HEPA filter approved for dust class H		Article number 7.160.000.424	
H14 HEPA filter		Article number 7.160.000.426	
Available accessories		TAC 1500 S	
Air transport hose Tronect SP-T ⁹ , ø 203 mm, L 7.6 m,		Article number 6.100.001.200	
Professional extension cable, L 20 m, 230 V, 2.5 mm²		Article number 7.333.000.376	

Performance chart air flow rate TAC 1500 S



- 1 Filter cover
- 2 Filter frame for one or two coarse or fine dust air filters (G4, F7, spray paint mists)
- 3 HEPA filter element

Quick filter change – variable combinations

The filter frame of the TAC 1500 S can be flexibly equipped with one or two filter elements, for example a G4 filter or an additional F7 filter, so that in combination with the HEPA filter a two- or three-stage air purification process in accordance with dust class H can be achieved. It is also possible to integrate Trotec spray paint filters – ideal when using airless systems.

■ Standard equipment

* Interchangeable terminal position of fan and HEPA filter

¹ Optional accessories

² What does MID-compliant mean?

In some areas, the Measuring Instruments Directive (MID) replaces the previous regulation of national authorization and subsequent calibration. As a result, all energy meters in Europe used for energy consumption-based billing have to be MID-compliant from now on.

³ With an assumed room height of 2.5 m

⁴ Typical coarse dust tasks: sawing, filing

⁵ Typical fine dust tasks: restoration works with materials containing minerals or glass wool

⁶ Typical suspended matter tasks: grinding, asbestos abatement or mould remediation, mineral dusts etc.

⁷ Terminal HEPA filter required

⁸ Air changes per hour

⁹ These and other air transport hoses are described starting on catalogue page 176.

A FEW PRACTICAL BENEFITS:

Professional quality
"made in Germany" –
originally produced by Trotec

Versatile filter system
for dust collection or the
extraction of spray paint mists

Extremely light –
weighs only 6 kg (empty)

Powerful premium fan

Infinite adjustment of air volume

Impact-proof and robust
ABS housing, recyclable to 100 %

Low-maintenance construction
with quick release fasteners
for simple filter change

Compact dimensions –
easily fits into every trunk

Can be connected
to different hose diameters

Handy cable organiser
for safe transport

Air cleaner TAC 750 E

Extremely mobile and variably applicable lightweight –
agreeably small in terms of costs and dimensions

Air purification made easy!

Whether for rebuilds, renovations or restorations – wherever there is construction work in progress the air is quickly contaminated with dust pollutants, endangering the health of employees or residents and polluting adjacent areas.

Here, the lightweight TAC 750 E constitutes the perfect solution for air cleaning in smaller construction zones and air pollution control in the surrounding facilities – due to its compact dimensions it also conveniently fits into even the smallest trunk.

Developed specifically as vacuum generator for dust-laden rooms, the TAC 750 E with its effective two-stage filter system ensures reliable HEPA filtration of the contaminated room air to protect against health hazards and dirt!

More than
60 % lighter
than comparable
competition
models!

**Now also H14 filter
for virus filtering available !**

Power consumption billing?










For commercial billing the electricity consumption must be determined by means of an MID meter. Device without an MID meter?
The BX50 MID provides the solution – further information can be found on page 167 ...



**Light and powerful in equal measure –
the ideal air cleaner for maintaining the pressure
during restoration and renovation work**



Whether it's a new model you are looking for or a reconditioned one, whether you are thinking of buying or leasing – Trotec provides you the ideal solution for every demand: Visit the Trotec Shop to find out more about great deals on our new products, our super special offers and our wide selection of demonstration, reconditioned and specially-priced products. For more information go to www.trotec.com or directly use the QR Code.

Technical data		TAC 750 E	
Article number		1.580.000.101	
Max. air volume [m³/h]	Without filter	750	
	With filter G4	680	
	With filter G4 and H13	290	
Underpressure max. [Pa]		720	
Dust class (as per DIN EN 60335-2-69)		H	
Infinite adjustment of air volume		■	
FlowMatic regulation of air volume		–	
Filter change indication, visual and acoustic	Pre-filter	–	
	Main filter	–	
Vario-Shift function*		–	
Motor power [W]		120	
Input voltage [V/Hz]		230 / 50-60	
Current consumption [A]		1.0	
Electrical connection / connecting cable		CEE7/7 / H05RN-F, length 3 m	
Air transport hose connector [ø mm]	Suction side	200	
	Blow-out side	–	
Max. sound level (distance 1 m) [dB(A)]		77	
Length [mm]		315	
Width [mm]		430	
Height [mm]		430	
Weight (empty / full) [kg]		6.0 / 7.5	
Mobility: portable / wheeled / stackable		■ / – / –	
Recommendation for filter combinations specific to the application and corresponding room size suitability		TAC 750 E	
		Suitable for rooms to a size of ¹⁾	
Field of application	Filter combination	m³	m²
Coarse dust ²⁾ (≤ 3 LW/h ⁶⁾)	G4	250	100
Fine particulates ³⁾ (≤ 3 LW/h ⁶⁾)	G4 + F7	–	–
Suspended matter ⁴⁾ (≥ 10 LW/h ⁶⁾)	G4 + H13 / H14	25	10
Hygienic areas ⁵⁾ (≥ 15 LW/h ⁶⁾)	G4 + H13 / H14	12,5	5
Filter elements (accessory consumables)		TAC 750 E	
Spray paint filter		Article number 7.160.000.416	
G4 Z line filter		Article number 7.160.000.404	
F7 pleated filter cartridge		Article number 7.160.000.409	
H13 high-efficiency particulate air filter (as per DIN EN 1822, filtration efficiency 99.95 %)		Article number 7.160.000.220	
H14 high-efficiency particulate air filter		Article number 7.160.000.223	
Available accessories		TAC 750 E	
Air transport hose Tronect SP-T ⁷⁾		ø 203 mm, length 7.6 m, Article number 6.100.001.200	
Hose adapter (ø 125 mm)		Article number 6.100.010.010	
Air transport hose Tronect TF-L ⁷⁾ (hose adapter required)		ø 127 mm, length 6 m, Article number 6.100.001.120	
Professional extension cable, length 20 m, 230 V, 2.5 mm²		Article number 7.333.000.376	

* Terminal changeable position of fan and HEPA filter; ¹⁾ With an assumed room height of 2.5 m;

²⁾ Typical coarse dust tasks: sawing, filing; ³⁾ Typical fine dust tasks: restoration works with materials containing minerals or glass wool;

⁴⁾ Typical suspended matter tasks: grinding, asbestos abatement or mould remediation, mineral dusts etc.;

⁵⁾ Terminal HEPA filter required; ⁶⁾ Air exchange per hour; ⁷⁾ This and other air transport hoses are described starting on catalogue page 176.

Using the TAC 750 E air purification becomes mere child's play

As the lightest air cleaner of its class, the TAC 750 E can be transported from one construction site to another without difficulty and be put into operation just as easily.

The infinitely adjustable air volume regulation enables an energy-efficient adjustment of the fan performance to the required air exchange rates for the respective construction zone.

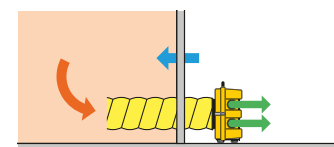
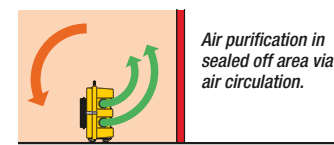
With the range of available filters you can flexibly use the TAC 750 E as two-stage filter system for air cleaning in construction zones or for the extraction of spray paint mists in case of airless or compressed-air applications.

In addition to the standard connection for 203-mm hoses, smaller 127-mm hoses for air extraction can also be connected to the TAC 750 E using an optional hose adapter.

This way, the ideal hose connection is available for any requirement ranging from pinpoint suction to maintaining the pressure.



Since the TAC 750 E was scrupulously optimized for effective suction operation, it can optionally be applied either for air circulation directly in sealed-off areas or outside for maintaining the pressure via a hose connection:



Maintaining the pressure outside of the room via air hose.

A FEW PRACTICAL BENEFITS:

Professional quality
"made in Germany" –
originally produced by Trotec

Powerful and quiet air purification –
removes 99.995 % of all airborne
viruses, bacteria, fine dust particles
and pollen

Elegant design with an effective
aerodynamic concept –
air intake close to the floor,
room-filling clean air flow

Automatic output control through
sensor-supported air quality
monitoring

Triple air quality sensor system –
integrated sensor system records
volatile organic compounds (VOC),
ultra-fine particulates (PM1) and car-
bon dioxide (CO2) in the room air

Highly efficient HEPA H14 filter sys-
tem with prefilter and odour filter

Proven to reduce the aerosol
concentration of the room air –
scientifically tested

History indication of the room air
quality for the last 24 hours to
14 days

Multi-stage HEPA filter system
certified according to EN 1822

Powerful, air circulating, steplessly
self-regulating EC radial fan for
constant circulation rates

Enables 6-fold air circulation rates/h
in rooms sized up to 40 m²

ECARF-certified for allergy sufferers

Air quality indicator – numerical and
as traffic light colour bar

Quiet operation, effective results

Omnidirectional clean air distribution
with 360° working radius

Optional elimination of unpleasant
odours

Tamper-proof screen lock with
PIN protection

Practical remote control included in
the scope of delivery

Also adjustable with the smartphone
using the Trotec control app

High-performance air purifier AirgoClean® One

Our No. 1 virus fine dust odour air cleaner for
business rooms with a residential character, medical
practices and law firms or exclusive private rooms



AirgoClean® – powerful brand. Clear message. Clean air.

The name says it all: AirgoClean® is Trotec's brand name for comfort air purification in private settings. And here the AirgoClean® One is our clear number 1 and first recommendation for virus filtration and permanent air pollution control in conference rooms, waiting rooms, medical and veterinary practices, law firms or high-class private environments.

As a guarantor for that reassuring "coming home feeling" when entering your own four walls, your office, law firm or medical practice, the AirgoClean® One always ensures pure, good air for a safe feel-good climate. Enter. Close the door, take a breath, safety.



Air pollutants, germs and fine dust stay outside,
all that remains inside is clean filtered breathing air.
Protect yourself and your environment with HEPA-filtered clean air
that is 99.995 % free from dangerous air pollutants.



Whether it's a new model you are looking for or a reconditioned one, whether you are thinking of buying or leasing – Trotec provides you the ideal solution for every demand: Visit the Trotec Shop to find out more about great deals on our new products, our super special offers and our wide selection of demonstration, reconditioned and specially-priced products. For more information go to www.trotec.com or directly use the QR Code.

Many things can be done better. But not the AirgoClean® One.

We have to admit that quite a few air cleaners leave a good impression at first sight. But in the long run, many of them are in danger of literally running out of breath sooner or later.

Permanent operation, uninterrupted air purification around the clock, non-stop virus filtration – this wears out the material, you have to be made for it. Just like Trotec's AirgoClean® One.



filter lifetimes – after all, it is a high-performance air purifier originally produced by Trotec, developed and manufactured in Germany according to the highest quality standards, which houses only efficient branded components of the latest generation of technology supplied by leading component manufacturers.

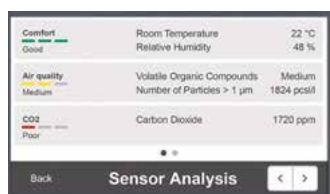
Each quality filter integrated is produced in Germany, tested and certified individually.

It is no coincidence that with the AirgoClean® One you benefit from an equally durable and user-friendly construction with effective 360° air routing and long

The effectiveness of the H14 HEPA filter system of this high-performance air purifier has been scientifically proven!

Air quality that you can see, operating comfort that will amaze you

Thanks to the integrated triple air quality sensors you always keep all important air quality parameters in check.



In addition to the air temperature and humidity level as room climate indicator and the degree of pollution by ultra-fine particulates, the AirgoClean® One shows the current carbon dioxide concentration in the room air.


All information can also be called conveniently via app and the device can be controlled remotely.

AirgoClean® One: virus filtration plus keeping the air free from particulate matter

Fine dust is also an issue indoors and is much more harmful to health than previously thought. In addition, frequent ventilation can cause the room air to mix even more with outdoor air contaminated with fine dust. Find out more at uk.trotec.com/fine-dust

Stylish. Powerful. Clean air at its best. AirgoClean® One.

No matter in what place – always in first place of the best Trotec high-performance air purifiers for clean room air in first-class environments with a private touch: with its discreet elegance, the AirgoClean® One blends pleasantly unobtrusively into any atmosphere and impresses with both a classic appearance and exemplary inner values. Whether for a conference room, medical practice, waiting room,



High-performance air purifier AirgoClean® One – further information ...

Trotec

Dehumidification

Humidification

Heating

Ventilation


Air conditioning

Air cleaning

Disinfection and
Odour neutralization

Accessories

AirgoClean® One – if premium is your standard



Bacteria and viruses



Fine dust



Animal hair and dander



Smoke and VOC



Allergens



Pollen

Allergy-friendly and quality-tested with ECARF certificate

The AirgoClean® One is ECARF-certified. This quality seal of the European Centre for Allergy Research (ECARF) certifies that the air cleaner AirgoClean® One is able to achieve an excellent improvement of the room air quality – Trotec's highest recommendation for allergy sufferers.



“Touch & play” via touch display or app – high-class comfort functions

If you are fond of complicated switch sequences or adjusting numerous controls, then the AirgoClean® One will probably disappoint you. Everyone else will be thrilled by the comfort equipment of the AirgoClean® One, because all parameters can be conveniently set via the touch display of this H14 high-performance air purifier. And there are plenty of configuration options and service information the AirgoClean® One has to offer:



Sensor-supported automatic operation

The air purification capacity cannot only be controlled manually in 6 levels. In addition, the AirgoClean® One is equipped with a comfortable automatic mode.

Highly sensitive sensors determine the particle load in the room air and the concentration of volatile organic compounds (VOC). The values are shown on the touch display in real time and at the same time regulate the air and filter performance of the device fully automatically to remove suspended particles from the room air in next to no time.

Triple air quality sensor system for VOC, PM1 and CO₂

The AirgoClean® One is equipped with an effective triple air quality sensor system. In this way, the air cleaner can simultaneously record and show to you all important room air quality parameters.

In addition to the air temperature and humidity level as room climate indicator, the AirgoClean® One also determines the concentration of volatile organic compounds (VOC) in the room air and the degree of pollution by ultra-fine particulates (PM1).

Moreover, a CO₂ sensor informs you about the current carbon dioxide concentration in the room air. This makes rigid ventilation intervals that are expensive in terms of energy costs obsolete.

Instead of ensuring a supply of fresh air at fixed time intervals, the CO₂ sensor enables you to exclusively provide ventilation when the sensor system indicates that the carbon dioxide concentration has reached a critical level.

The display of the AirgoClean® One not only shows all air quality parameters numerically, but also as a colour bar indicator from green to yellow to red. This provides you with a quick overview of all air quality parameters even without reading off the numerical values.

Boost mode

Boost mode is used especially for accelerated ventilation of the room, where, for example in acute situations, particularly fast and effective cleaning of the indoor air is required.

In this mode, the air is quickly cleaned to an optimum level at the highest fan stage. This is a fast and simple way of cleaning the air in meeting, break and staff rooms to achieve a good quality level. Allergy sufferers who open the window to ventilate the room are able to have the air filtered from intruding pollen or particulate matter within minutes.

When the AirgoClean® One is set to boost mode, airborne pollutants and suspended particles are removed from the room air with maximum air cleaning performance at the highest fan speed so that the room air is cleaned to an optimum level.

Night mode with reduced blower level and low background noise

With its low noise emission, the night mode enables clean, filtered room air even during sleep. The display illumination is dimmed and the air flow rate is set to the lowest blower level.

Intelligent filter lifetime monitor

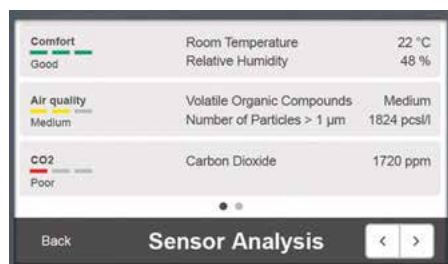
The condition of the filters is monitored and displayed for all three filter compartments. The condition monitoring does not simply work hypothetically, based on time for instance, but it records the actual filter status and provides precise information about a necessary filter change.

Air quality indication with 14-day history

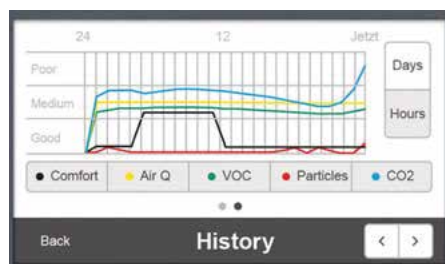
This unique function indicates the air pollution level of the past 24 hours up to 2 weeks in the form of a graph based on the data logger principle. Broken down by VOC and particle load as bar charts and the air quality in total as a line chart. Each diagram of the 5 represented parameters can be shown or hidden as required.

Tamper-proof screen lock with PIN protection

PIN protection is used to prevent unauthorised use of the AirgoClean® One.



The AirgoClean® One provides a clear overview of all room air quality values recorded – numerically and as traffic light colour bar: Temperature and humidity level, VOC concentration, fine dust pollution or carbon dioxide concentration.



Have the air pollution level of the past 24 hours up to 2 weeks displayed in the form of a graph based on the data logger principle.



The air cleaner informs you about the wear level of the air filters installed and indicates a necessary filter change.



Timer function with convenient weekly schedule

While conventional timers are usually limited to selecting the time of switch-on and switch-off, the AirgoClean® One comes equipped with a top-class operation planner. The respective switch-on and switch-off times can be specified as desired for the individual weekdays or for all days at once.



The weekly schedule allows you to easily set up individual switching scenarios.

In this way, you can for example define identical switch-on times for Monday to Thursday and for Friday, but different switch-off times, if office hours end earlier on Friday. You can virtually program any switching scenario in an easy fashion using the weekly schedule.



The desired operating mode can be specified for each individually defined period.



Thanks to the versatile timer configuration options, switching scenarios for virtually any office and shop business hours can be set very easily.



Very smart indeed – easy and convenient device control or status retrieval via app on request

With premium devices like the AirgoClean® One, customers have the right to expect a remote control option. That's why the scope of delivery of this high-performance air purifier AirgoClean® already includes a practical remote control as a standard accessory which allows you to carry out important operational settings of the AirgoClean® One conveniently even from a distance.



In interaction with your smartphone, though, you can now raise the possibilities of controlling the AirgoClean® One to a new level, if required.

For the Trotec control app, which is available free of charge for Android and iOS, lives up to its name and offers you convenient functions that exceed mere device control by far:

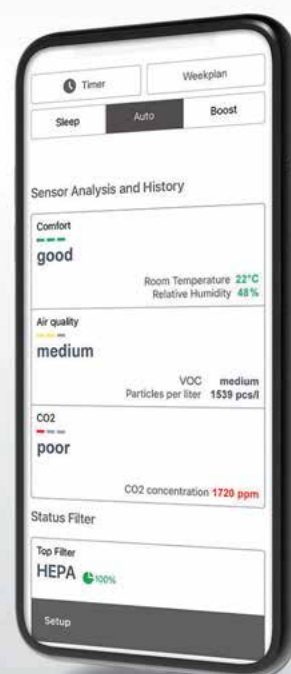
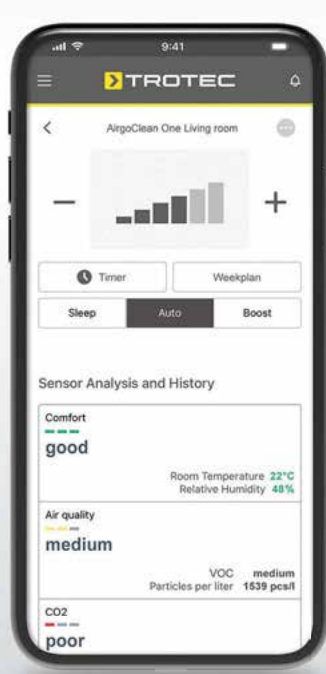


Trotec control – full control via smartphone and Bluetooth

With the Trotec control app you simply connect to your AirgoClean® One via Bluetooth and comfortably control or configure the air cleaner from your desk or sofa.

Whether you want to manage your weekly schedule or edit your PIN protection manager, the app allows you to comfortably access many device settings and to change the operating modes anytime.

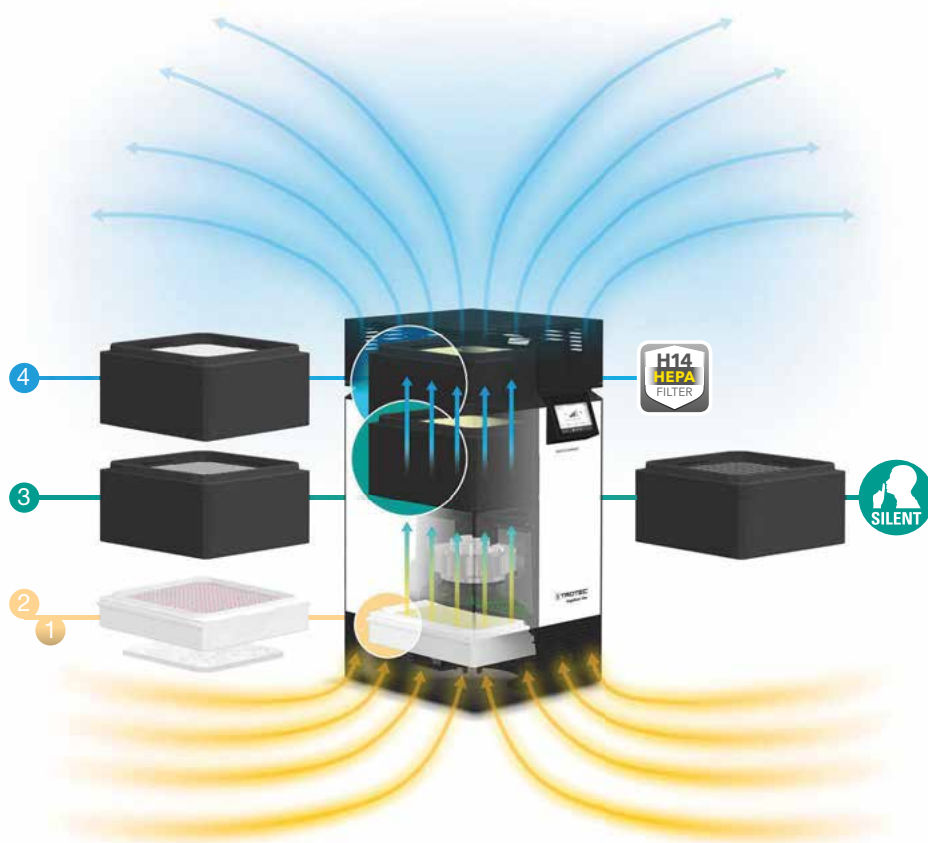
Furthermore you can have all room air quality indicators displayed conveniently in real time on your smartphone and read off the current filter status. In this way, you're provided with precise information about the current filter status and about a necessary filter change.



Clean air engineering “made in Germany” – 100 % Trotec



The impressive clean air performance of the AirgoClean® One is achieved exclusively through well-established mechanical filter technology. Such mechanical filters are used in many building-technology ventilation systems for effective air purification. Therefore, for the AirgoClean® One, we also rely 100 % on this efficient technology for air purification. The AirgoClean® One dispenses with alternative techniques such as UV-C, ionisation, ozone technology, or electrostatic filtration. Therefore, the HEPA-H14 attains filtered clean air in interior spaces that is 99.995 % free from dangerous air pollutants.



Double prefilter



Coarse dust filtration

As the first filter stage, a synthetic prefilter mat with a large dust storage capacity retains coarse dust, thus relieving the F7 prefilter and extending its lifetime.

Fine dust filtration

In combination, an F7 prefilter (ISO ePM10 85 %) then effectively separates fine dust as a second filter stage.

Activated carbon filter



An optional activated carbon filter is available as filter stage 3, which effectively neutralises in particular tobacco, pet, kitchen and smoke odours as well as formaldehyde and solvent odours from the ambient air. If required, the filter can be used instead of the silencer and installed underneath the H14 filter.

Silencer



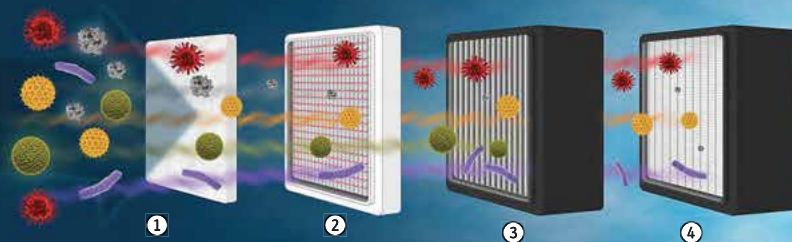
As standard, a powerful silencer for efficient noise reduction of the air cleaner is installed as the last filter stage. It ensures pleasantly quiet operation. The silencer has been elaborately flow-optimized, so that it is volume flow-neutral and generates practically no flow resistance.

H14 HEPA filter complying with EN 1822



The fourth filter stage included in the scope of delivery is a HEPA filter of class H14, which is characterised by a separation efficiency of $\geq 99.995\%$ with a transmittance of $\leq 0.005\%$ for particle sizes of $0.1 - 0.3 \mu\text{m}$. A class H13 HEPA filter is also optionally available.

High-performance air purification with multi-stage HEPA filter system certified according to EN 1822



Stage 1 – coarse dust filtration

As the first filter stage, a prefilter mat with a high dust storage capacity retains coarse house dust, textile fibres and animal hair from the room air, thus increasing the lifetime of the HEPA prefilter.

Stage 2 – HEPA prefiltration

The fine particulate air filter of class F7 (ISO ePM10 85 %) serves as a prefilter of the H14 HEPA filter and separates e.g. pollen and finer particles $\leq 10 \mu\text{m}$ with a minimum separation efficiency of 85 %.

Stage 3 – activated carbon filtration

This optional filter effectively neutralises odours from various sources from the ambient air, for instance tobacco, pet, smoke, kitchen as well as formaldehyde and solvent odours.

Stage 4 – HEPA filtration








In the H14 HEPA filter, allergens, fine dust particles, bacteria and viruses down to a size of $0.1 \mu\text{m}$ are filtered out with a separation efficiency of 99.995 %.



Whether it's a new model you are looking for or a reconditioned one, whether you are thinking of buying or leasing – Trotec provides you the ideal solution for every demand: Visit the Trotec Shop to find out more about great deals on our new products, our super special offers and our wide selection of demonstration, reconditioned and specially-priced products. For more information go to www.trotec.com or directly use the QR Code.

Technical data		AirgoClean® One
Article number		1.580.001.100
Filtration efficiency		99.995 %
Prefilter (according to ISO 16890)		ISO ePM10 85%
Suspended matter filter (according to EN 1822)		HEPA H14
Max. amount of air [m³] H13/H14		650/600
Input voltage [V/Hz]		220 - 240 / 50
Power input [W]		170
Electric connection	Plug type	CEE 7/7
	Cable length [m]	1.5
Sound level (distance 1 m) [dB(A)]		11 to 57
Length [mm]		435
Width [mm]		400
Height [mm]		835
Weight [kg]		16.9
Equipment and functions		AirgoClean® One
Fan stages		6
Boost mode		■
Night mode		■
Intelligent filter lifetime monitor, consumption-based		■
Air quality sensor (VOC)		■
Fine dust sensor (PM1)		■
CO ₂ sensor		■
Graphical air quality indication with 14-day history		■
Air quality indicator – numerical and as traffic light colour bar		■
Room climate indication		■
Operation manual / automatic		■ / ■
Touch display (DE, EN, ES, FR, IT available)		■
Infrared remote control		■
App control		■
Child lock		PIN protection
Timer function with weekly schedule		■
Carrying handles / castors		■ / ■



Available accessories/supplies		AirgoClean® One
Prefilter mat		Art. no. 7.700.000.005 (included in the scope of delivery)
Synthetic fleece		Art. no. 7.710.000.011 (included in the scope of delivery)
F7 prefilter ISO ePM10 85%		Art. no. 7.710.000.012
Activated carbon filter		Art. no. 7.710.000.017 (included in the scope of delivery)
Silencer		Art. no. 7.710.000.015
HEPA filter H13 Particle separation efficiency ≥ 99.95 % with transmittance ≤ 0.05 %		Art. no. 7.710.000.013 (included in the scope of delivery)
HEPA filters H14 Particle separation efficiency ≥ 99.995 % with transmittance ≤ 0.005 %		



Application-specific room size suitability of the AirgoClean® One			
SARS-CoV-2 virus filtration and general infection control (influenza, common cold, measles etc.)		HEPA H13	HEPA H14
6 air changes suitable for rooms sized up to	Maximum	45 m² / 112 m³	40 m² / 100 m³
	Recommendation by Trotec*	28 m² / 70 m³	23 m² / 58 m³
10 air changes suitable for rooms sized up to	Maximum	27 m² / 67 m³	24 m² / 60 m³
	Recommendation by Trotec*	17 m² / 43 m³	14 m² / 35 m³
Suspended matter / fine particle filtration		HEPA H13	HEPA H14
Fine dust, pollen, animal hair suitable for rooms sized up to	Maximum	78 m² / 195 m³	
	Recommendation by Trotec*	50 m² / 125 m³	
* Usually, the maximum value of other devices is advertised as the "recommended room size". In order to achieve a good combination of air pollution control and background noise, the room sizes we recommend are based on a sound level of approx. 46 dB(A).			

Automatic mode and virus filtration

Do not use the automatic mode if the device is used for virus filtration. The integrated sensors only respond to air pollution caused by fine particulates, pollen or VOC. The device cannot determine the virus load. It is possible that the automatic mode indicates a "good" air quality even though the virus load in the room is very high. For this reason we recommend using the fan level requested by the respective specifications with regard to the circulation rate (air volume) when the device is used for virus filtration in order to reduce the risk of indirect infections.

A FEW PRACTICAL BENEFITS:

Professional quality
"made in Germany" –
originally produced by Trotec
(Airozon® 20000 and 60000)

Robust construction for professional
disinfection and odour neutralisation

Corona discharge (nothing to do with
Covid or SARS) via quartz glass
dielectric for permanently stable
ozone performance values

High-quality ozone electrode
with long lifetime even under pro-
fessional operating conditions

Ozone output from 10,000 to
60,000 mg/h (depending on the
model)

Ozone disinfectors of the Airozon® Professional series

Powerful ozone generators for large-scale
disinfection and odour neutralisation



Power consumption billing?



For commercial billing the
electricity consumption must
be determined by means of an
MID meter. Device without an
MID meter? The BX50 MID
provides the solution – further informa-
tion can be found on page 167...

Disinfect large interiors in the shortest possible time and neutralise odours – made easy with the ozone disinfectors of the Airozon® Professional series

These robust ozone disinfectors are able to disinfect surfaces and interior air by means of Airozon® ozonisation, providing both large-scale and quick disinfection and virus elimination. This makes them ideally suited for sterilising school and kindergarten rooms, sport halls and gyms, hotel rooms, home accommodation, public facilities and public means of transport or shops and supermarkets.

Traditional cleaning methods do not only require a lot of time, high staff expenses and the use of chemicals but are also proven to be less effective for virus disinfection. Among other things, it is not possible to reliably verify that hard-to-reach areas have been completely disinfected when wiping disinfectants have been used. In contrast to these traditional cleaning methods, the professional Airozon® ozonisation is a fast and effective method for the large-scale disinfection of surfaces and interior air.

The virucidal effectiveness of Airozon® Professional ozone disinfectors when disinfecting surfaces has been scientifically proven!

Stable ozone performance values for optimal disinfection results

Unlike ceramic-based dielectrics, the high-quality Airozon® Professional ozone electrodes are particularly designed to generate peak ozone values of up to 60,000 mg/h under ambient air conditions, but also to ensure a consistently high ozone level for the entire treatment period and throughout the entire working radius.

Such ozone levels are a prerequisite for large-scale disinfection applications, but also for the effective elimination of odours resulting from fire and water damage.



Whether it's a new model you are looking for or a reconditioned one, whether you are thinking of buying or leasing – Trotec provides you the ideal solution for every demand: Visit the Trotec Shop to find out more about great deals on our new products, our super special offers and our wide selection of demonstration, reconditioned and specially-priced products. For more information go to www.trotec.com or directly use the QR Code.

The Airozon® Professional series opens up a wide range of applications, for example:

- Disinfecting interior rooms of schools and kindergartens or retail shops
- Disinfection of surfaces in train compartments, trams or busses
- Sterilisation and odour neutralisation of hotel rooms, holiday homes or other accommodations where people frequently change, and in sanitary areas
- Elimination of microorganisms and viruses on surfaces and in the room air
- Interior room air and surface disinfection of large vehicles, caravans or yachts
- Odour elimination after fire or water damages

What makes the ozonation with the Airozon® so effective?

Ozone is one of the strongest, naturally occurring sterilisers in the world. Due to its bactericidal, virucidal and sporicidal properties, it is an effective means to eliminate microorganisms such as bacteria, spores or viruses.

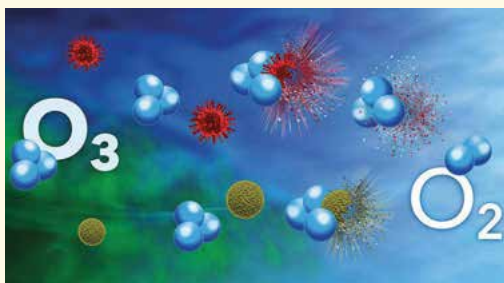
In higher atmospheric layers, ozone is naturally produced by ultraviolet radiation of the sun. Near the ground, ozone arises as a result of lightning strikes or waterfalls. Air and water are constantly cleaned by naturally occurring ozone.

The highest natural ozone concentrations can be found at seashores or in alpine and in forestal areas – areas where you'll feel refreshed immediately. The human sense of smell is able to perceive ozone even in smallest concentrations of 0.1 to 0.2 parts per million (ppm).

Strong oxidizer for eliminating germs and odours

Due to its high oxidation power, ozone is very reactive with molecules producing odours. The ozone changes their chemical structure which results in the formation of odour-neutralised molecules and the air being cleaned. This is the reason why the treatment with ozone is a fast and effective way to permanently get rid of the most persistent odours.

The ozone generated with the Airozon® also destroys infectious viruses, bacteria and germs on surfaces and in the room air: it diffuses through the protein shell into the nucleic acid where it destroys the viral RNA.



For this reason, ozone produced by industry and technology is chiefly used for the purification of drinking water, the sterilisation and treatment of pool water, the water preparation for the food and beverage industry or the conditioning of cooling and process water.

What is very much useful in the industrial sector can also provide many advantages in your own company:

In order to provide oxidative disinfection and odour elimination, the technical production of ozone with the Airozon® ozone generator allows you to use ozone in an absolutely flexible way in every desired location – because this is exactly the field of application of the Airozon® ozone generators and the purpose for which they have been designed for.

The functional principle of the Airozon® ozone generators

1. To provide ozonisation, the generators of the Airozon® series make use of the oxygen present in the surrounding air as a molecular compound.
2. The surrounding air is drawn in by the ozone generator where an electrical discharge procedure takes place. After that, the energy breaks down the diatomic oxygen molecule into two single oxygen atoms in form of free radicals.
3. The atomic oxygen recombines (A) with an oxygen molecule to form ozone.
4. Ozone is a very powerful oxidising agent with a high reaction potential. This makes it an effective reagent for the decomposition of disruptive substances in the surrounding air. The radicals bound in the ozone molecule separate from the molecule compound (B) and react with all kinds of substances in the surrounding air, even if these are only present in very

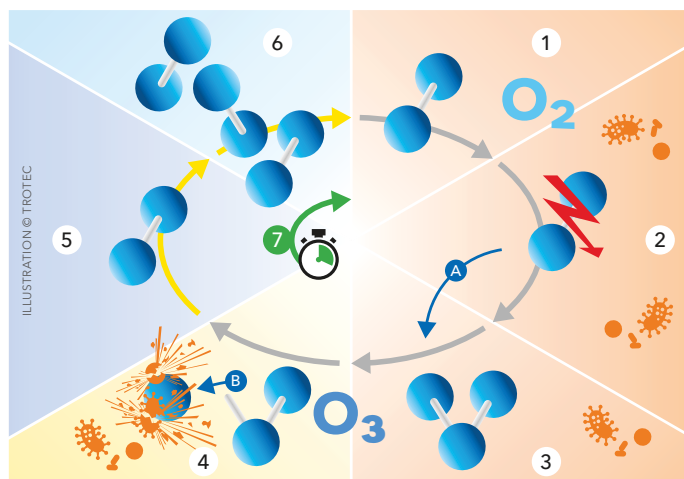
little concentrations. The oxidative decomposition of airborne and immovable pollutants (e.g. in the ground, on walls or on the ceiling), results in an odour neutralisation and decontamination by means of killing viruses, bacteria, mould and carcinogenic/allergenic microorganisms.

5. After the oxidation of oxygen atoms with the reactants, the ozone molecules will be transformed into oxygen molecules.
6. Due to their metastable bond, ozone molecules that did not oxidise will also decompose into oxygen after some time without leaving harmful residues. In in-

terior spaces and under normal conditions, ozone has a half-life of approx. 30 to 60 minutes. This means that the ozone concentration in the room air at least naturally halves every hour in a natural way.

7. Oxygen regeneration technology: By means of this function, the time it naturally takes for ozone to degrade into oxygen (6) can be significantly increased. The Airozon® Supercracker has already been equipped with an integrated oxygen regeneration cycle.

In addition, all ozone disinfectors of the Airozon® Professional series by Trotec can also be combined with the innovative Zerozon 200 oxygen regenerator as a master-slave solution for accelerated ozone depletion (*more information about the Zerozon 200 on catalogue page 161*).



Ozone disinfectant Airozon® 10000

Compact professional solution for oxidative disinfection of surfaces and interior air and effective odour neutralisation



✓ Development, Design, Production: 100 % Trotec

✓ Robust compact device for professional disinfection and odour neutralisation

✓ One-stage ozone output with 10,000 mg/h

* The high-quality Airozon® Professional ozone electrodes are particularly designed to guarantee a constantly high ozone level within the entire effective radius, which is an absolute prerequisite for effective virucidal surface disinfection.

Only an ozone generation with low fluctuations and constantly high ozone levels during the entire treatment period can guarantee the required "minimum ozone concentration" for a successful disinfection process.

✓ Corona discharge (nothing to do with Covid or SARS) via quartz glass dielectric* for permanently stable ozone performance values

✓ High-quality ozone electrode with long lifetime even under professional operating conditions

✓ Well-arranged control panel – simple handling


✓ Timer function for preselecting the treatment duration between 0 minutes to 30 hours

✓ Operating hours counter for recording the operating period

✓ Integrated air filter mat reduces contamination of internal components

Ozone disinfectant Airozon® Supercracker

Disinfects surfaces and interior air and neutralises odours in an oxidative way – and does it faster than any other device thanks to the integrated oxygen regeneration cycle



✓ Development, Design, Production: 100 % Trotec

✓ Robust construction for professional disinfection and odour neutralisation

✓ One-stage ozone output with 10,000 mg/h

✓ Corona discharge (nothing to do with Covid or SARS) via quartz glass dielectric* for permanently stable ozone performance values

✓ High-quality ozone electrode with long lifetime even under professional operating conditions

✓ Stable carriage design for maximum mobility

✓ Configuration menu for selecting the treatment duration, room size and available treatment programs

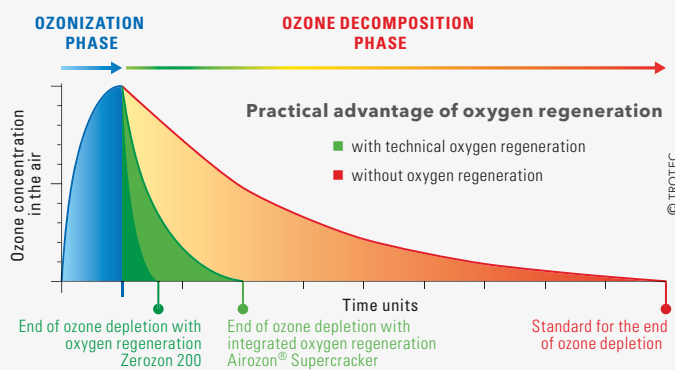


✓ Oxygen regeneration cycle for accelerated ozone depletion process after the treatment

✓ Acoustic indication of the end of treatment by means of an alarm signal

✓ Integrated air filter mat reduces contamination of internal components

Airozon® Supercracker: Practical benefits of an oxygen regeneration technology



The oxygen regeneration procedure implements significantly quicker treatments!

Our recommendation: With the unique Zerozon 200 you can also benefit from the advantages of technical oxygen regeneration when using any other ozone disinfectant of the Airozon® Professional series!

More information regarding this innovative master-slave solution for Airozon® Professional devices can be found on catalogue page 161.

For an accelerated ozone depletion after a room has been treated, the Airozon® Supercracker is equipped with an integrated oxygen regeneration mode:

Conventional ozone generators without technical oxygen regeneration require that the ozone has to decompose into oxygen first before the treated rooms can be safely entered. Thanks to the integrated cycle for automatic technical oxygen regeneration after each completed ozone treatment, the Airozon® Supercracker accelerates this process by means of actively transforming ozone into oxygen.

In contrast to conventional ozone generators that do not provide an active oxygen regeneration procedure, the Airozon® Supercracker does not only create high ozone concentrations in a short time, but also decomposes them again in the same quick manner.



Ozone disinfectant Airozon® 20000

Powerful ozone generator for odour neutralisation and disinfecting interior spaces



- ✓ Professional quality "made in Germany" – originally produced by Trotec
- ✓ Robust construction for professional disinfection and odour neutralisation
- ✓ One-stage ozone output with 20,000 mg/h
- ✓ Corona discharge (nothing to do with Covid or SARS) via quartz glass dielectric* for permanently stable ozone performance values
- ✓ Duplex package of high-quality 10g ozone electrodes with long lifetime even under professional operating conditions
- ✓ Easy to transport – stackable to save space in the warehouse and during transport
- ✓ Powerful radial fan for treating large rooms in an economical way
- ✓ Acoustic indication of the end of treatment by means of an alarm signal
- ✓ Hose connection provides for a targeted use even in poorly accessible areas
- ✓ Timer function for preselecting the treatment duration between 0 minutes to 100 hours
- ✓ Operating hours counter for recording the operating period
- ✓ Integrated G4 air filter prevents contamination of interior components



Compliance with ozone limit values

Seeing as ozone is an oxidative irritant gas with harmful effects on eyes, nose, pharynx and lungs even at low concentrations, it is essential to ensure that defined limit values are met after the treatment process of an ozone generator has been terminated.

For this reason, use a suitable ozone meter after successful treatment and an appropriate regeneration waiting time to check whether the ozone concentration in the treated room allows safe access again.

By international standards the MAC thresholds for handling ozone vary between 0.05 and 0.1 ppm.

Our recommendation: The professional ozone meter OZ-ONE is ideally suited for establishing an access control system for the treated rooms after you completed your ozonisation applications.

Note: The OZ-ONE is not suitable for measuring high ozone concentrations > 1 ppm as they are generated during a treatment. Therefore, the OZ-ONE cannot be used for measurements during ongoing treatments!

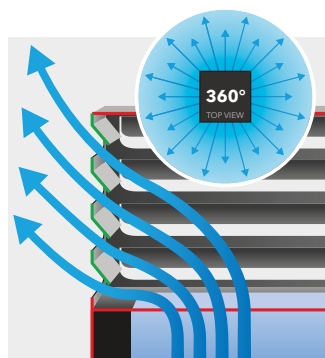


Ozone disinfectant Airozon® 60000

Our most powerful mobile ozone generator in carriage design for large-scale disinfection of interior spaces and odour neutralisation



- ✓ Professional quality "made in Germany" – originally produced by Trotec
- ✓ Robust construction for professional disinfection and odour neutralisation
- ✓ One-stage ozone output with 60,000 mg/h
- ✓ Corona discharge (nothing to do with Covid or SARS) via quartz glass dielectric* for permanently stable ozone performance values
- ✓ Package of six high-quality 10g ozone electrodes with long lifetime even under professional operating conditions
- ✓ Stable carriage design for maximum mobility
- ✓ Powerful radial fan for treating large rooms in an economical way
- ✓ 360° treatment entirely avoids "blind areas" as they appear during a manual, daily life cleaning procedure with disinfection chemicals
- ✓ Omnidirectional ozone distribution for an equal disinfection of surfaces and interior air in the entire treatment radius
- ✓ Acoustic indication of the end of treatment by means of an alarm signal
- ✓ Timer function for preselecting the treatment duration between 0 minutes to 100 hours
- ✓ Operating hours counter for recording the operating period
- ✓ Integrated G4 air filter prevents contamination of interior components



Due to its specific flap structure with vertical ozone distribution, the omni-directional blowing-out tower provides for a constant, high-volume ozone purification of the entire treatment area.



The Airozon® 60000 convinces with an optimal handling and high mobility thanks to its height-adjustable telescopic push handle and stable carriage design.

Trotec

Dehumidification

Humidification

Heating

Ventilation

Air conditioning

Air cleaning

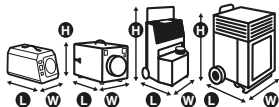
Disinfection and
Odour neutralization

Accessories

Ozone disinfectors of the Airozon® Professional series



Technical data		Airozon® 10000	Airozon® Supercracker	Airozon® 20000	Airozon® 60000
Article number		1.180.000.112	1.180.000.115	1.180.000.113	1.180.000.114
Electric connection [V]		230	230	230	230
Frequency [Hz]		50/60	50	50/60	50/60
Max. power input [W]		230	300	500	1,550
Max. nominal current [A]		1.5	1.5	2.2	6.8
Recommended protection [A]		10	10	13	13
Connection plug	Type	CEE 7/7	CEE 7/7	CEE 7/7	CEE 7/7
	Cable length [m]	1.7	1.7	3.7	3.8
Ozone output [mg/h]		10,000	10,000	20,000	60,000
Air flow rate [m³/h]		500	500	480	2,500
Sound level (distance 3 m) [dB(A)]		< 70	< 70	62	74
Length [mm]		460	400	610	555
Width [mm]		310	600	360	615
Height [mm]		310	890	400	845
Weight [kg]		8	20	19.4	59
Standard equipment and functions		Airozon® 10000	Airozon® Supercracker	Airozon® 20000	Airozon® 60000
Professional disinfection of rooms and surfaces with virucidal effectiveness – scientifically proven		■	■	■	■
Oxygen regeneration mode		–	■	–	–
Timer		■	–	■	■
Operating hours counter		■	–	■	■
Remote control		–	–	–	–
Integrated application programmes		–	■	–	–
Control panel with status indication		–	■	–	–
Configuration menu for adjusting treatment duration and room size		–	■	–	–
Operating control lamp		■	■	■	■
Fault indicator		–	■	–	–
Alarm sound at the end of the treatment		–	■	–	–
Available accessories / supplies		Airozon® 10000	Airozon® Supercracker	Airozon® 20000	Airozon® 60000
Air filter		Filter mat, Art. no. 7.710.000.394	Set of filter mats, Art. no. 7.710.000.395	G4 filter mat, Art. no. 7.160.000.404	G4 filter mat, Art. no. 7.160.000.449
Ozone filter		–	Art. no. 7.710.000.396	–	–
Attachment hood for hose connection (ø 300 mm)		–	–	–	Art. no. 6.100.007.061
Recommended accessories		Airozon® 10000	Airozon® Supercracker	Airozon® 20000	Airozon® 60000
Oxygen regenerator Zerozon 200		Art. no. 1.180.000.019	Art. no. 1.180.000.019	Art. no. 1.180.000.019	Art. no. 1.180.000.019
Ozone warning sign		Art. no. ZZ7000275	Art. no. ZZ7000275	Art. no. ZZ7000275	Art. no. ZZ7000275



Oxygen regenerator Zerozon 200

Significantly accelerates the ozone depletion process and thus the economical reusability of rooms after they have been ozonized



A FEW PRACTICAL BENEFITS:

Professional quality
"made in Germany" –
originally produced by Trotec

Allows for an ozone depletion
process up to 30 times faster than
the natural decay

Unique master-slave solution for
the combined use with all ozone
disinfectors of the Airozon®-
Professional series

Originally fleece-coated catalysis
special filters from Trotec for an
extremely fast ozone decomposition

Robust, multi-stackable
construction – can also be stacked
together with the dimensionally
identical Airozon® 20000

Can also be used in
standalone operation

Without technical oxygen re-
generation, you must always
wait for the long process of natural
ozone decay to be completed ev-
ery time an interior space has
been treated with ozone. Ozone
usually has a half-life of ap-
prox. 30 to 60 minutes which
means that the ozone concentra-
tion in the room air only halves every
hour in a natural way.

The longer the treated rooms cannot
be used again, the higher the costs
caused by the downtime.

**The globally unique oxygen regener-
ator Zerozon 200 is the innovative so-
lution to this problem, providing ac-
celerated ozone depletion after an
ozonisation application with the
ozone disinfectors of the Airozon®
Professional series.**

With the Zerozon 200, depending on
the operating conditions, rooms that are
decomposed with ozone can already be
entered and used safely again after one
tenth of the time that would be required
for natural ozone disintegration!



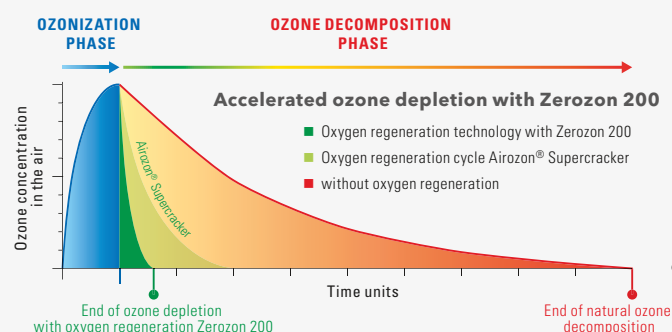
Exclusively
at Trotec!



Technical data		Zerozon 200
Article number		1.180.000.019
Electric connection [V]		220 - 240
Frequency [Hz]		50/60
Max. power input [W]		175
Nominal current [A]		0.8
Connection plug	Type	CEE 7/7
	Cable length [m]	3
Air flow rate [m³/h]		680
Sound level (distance 1 m) [dB(A)]		62
Length [mm]		547
Width [mm]		370
Height [mm]		400
Weight [kg]		15
Standard equipment and options		Zerozon 200
Oxygen regeneration mode		■
Timer		■
Operating hours counter		■
Airozon® power supply		■
Airozon® control panel		■
Available accessories / supplies		Zerozon 200
Catalysis special filter set		Art. no. 7.710.000.392



Accelerated ozone depletion with Zerozon 200



The Zerozon 200 was particularly de-
signed for a combined use with all
ozone disinfectors of the Airozon®
Professional series.

For this purpose, the Zerozon 200 is
equipped with a dedicated power sup-
ply and a control panel for the con-
nected Airozon® Professional device.
This way, it allows you to benefit from
a synchronized combined operation of
both devices. As an alternative, stan-
dalone operation of the Zerozon 200
can also be performed. In combined
operation with the Airozon®, the

Zerozon 200 automatically switches
off the connected Airozon® device af-
ter the configured treatment duration
has been reached, then it automati-
cally starts with technical oxygen re-
generation.

**This special procedure for the
ozone decomposition via the
Zerozon 200 and originally fleece-
coated catalysis filters from Trotec
allow for a depletion process that
is up to 30 times faster than the
natural decay!**

A FEW PRACTICAL BENEFITS:

Handy compact devices for disinfection and odour neutralisation with variably adjustable ozone output

Well-arranged control panel – simple handling

Multi-stage ozone output from 7,000 to 28,000 mg/h (depending on the model)

Timer function for preselecting the treatment duration

Corona discharge (nothing to do with Covid or SARS) as a form of electrical discharge produced by means of a dielectric medium based on ceramics

Integrated prefilter made of stainless steel prevents interior components from contamination

A worthwhile investment for many fields of applications:

- Hotels and room letting companies
- Real estate companies
- Taxi companies
- Car hire companies
- Car dealers
- Boat rental
- Holiday homes
- Changing rooms
- Homes and collective accommodations
- Animal clinics and sanctuaries
- Funeral homes
- Food storage facilities
- Waste rooms

Ozone disinfectors of the Airozon® ECO series

The economic solution for local oxidative odour neutralisation and disinfection of surfaces and room air in interior spaces

For germ-free interior spaces with the smell of fresh air

The ozone generators of the Airozon® ECO series effectively neutralise odours in rooms or vehicles and disinfect surfaces and interior room air – ideally suitable for smaller hotels, private room letting, real estate companies or taxi companies.

The ozone produced by these ozone generators is a very powerful oxidising agent with a high reaction potential. This makes it an effective reagent for the decomposition of disruptive airborne or stationary substances.

Their oxidative decomposition enables the neutralisation of odours as well as the disinfection process by killing viruses and cancerogenic and allergenic microorganisms.

Examples of possible uses:

- Sterilisation and odour neutralisation of hotel rooms, holiday homes or other accommodations where people frequently change, and in sanitary areas
- Elimination of microorganisms and viruses on surfaces and in the room air
- Interior room air and surface disinfection of cars, caravans or boats



Airozon®
14 ECO

Airozon®
28 ECO



Power consumption billing?

For commercial billing the electricity consumption must be determined by means of an MID meter. Device without an MID meter? Then the socket outlet meter BX50 MID provides the optimum solution – further information can be found on page 167 ...



Whether it's a new model you are looking for or a reconditioned one, whether you are thinking of buying or leasing – Trotec provides you the ideal solution for every demand: Visit the Trotec Shop to find out more about great deals on our new products, our super special offers and our wide selection of demonstration, reconditioned and specially-priced products. For more information go to www.trotec.com or directly use the QR Code.

The Airozon® ECO ozone disinfectors create germ-free interiors with the smell of fresh air

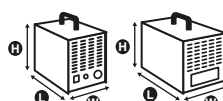
The Airozon® 14 ECO is equipped with a two-stage ozone switch, operating control lamp and timer. The ozone output can either be set to 7 or 14 g/h with a switch. The treatment duration can be adjusted from 0 to 120 minutes with a timer.

The Airozon® 28 ECO accommodates a well-arranged control panel with indications for operating mode, ozone concentration and time preselection. With the remote control, an ozone output of 7, 14, 21 or 28 g/h can be set. The treatment duration can be adjusted with a timer in increments of 15 minutes within the range of 0 to 135 minutes.

Both devices will switch off automatically after the set treatment duration has been reached.



Technical data		Airozon® 14 ECO	Airozon® 28 ECO
Article number		1.180.000.090	1.180.000.095
Electric connection [V]		220 - 240	220 - 240
Frequency [Hz]		50	50
Max. power input [W]		180	350
Max. nominal current [A]		0.8	1.5
Recommended protection [A]		10	10
Connection plug	Type	CEE 7/7	CEE 7/7
	Cable length [m]	1.4	1.4
Ozone output [mg/h]	Stage 1	7,000	7,000
	Stage 2	14,000	14,000
	Stage 3	–	21,000
	Stage 4	–	28,000
Air flow rate [m³/h]		168	288
Sound level (distance 3 m) [dB(A)]		45	55
Length [mm]		290	440
Width [mm]		166	280
Height [mm]		275	340
Weight [kg]		4.5	6.3
Standard equipment and functions		Airozon® 14 ECO	Airozon® 28 ECO
Professional disinfection of rooms and surfaces with virucidal effectiveness – scientifically proven		–	–
Oxygen regeneration mode		–	–
Timer		■	■
Operating hours counter		–	–
Remote control		–	■
Integrated application programmes		–	■
Control panel with status indication		–	■
Configuration menu for adjusting treatment duration and room size		–	–
Operating control lamp		■	■
Fault indicator		–	–
Alarm sound at the end of the treatment		–	–
Recommended accessories		Airozon® 14 ECO	Airozon® 28 ECO
Ozone warning sign		ZZ7000275	ZZ7000275



ECO or Professional? What distinguishes these Airozon® device series from each other?

Although there are some overlaps regarding the performance levels, the ozone generators of the Professional series (from catalogue page 156) have been particularly designed with regard to professional use in daily continuous operation and to the special requirements for odour elimination, even of major fire and water damage.

Due to their particular performance characteristics, these devices also provide benefits for disinfecting larger areas. For this reason, the ozone generators of the Professional series are extremely robust and designed with regard to provide high mobility as well as high performance. On top, they are equipped with a number of additional functions.

Instead, the Airozon® ECO series has been designed for companies that primarily aim to use ozone generators for own purposes, beyond professional disinfection or fire or water damage restoration.

These devices are an especially economic solution for local odour neutralisation and disinfection of surfaces and interior room air – ideally suitable for smaller hotels, private room letting or real estate companies, but also for taxi companies, animal clinics, sanctuaries and morticians.



In contrast to the high-quality quartz glass ozone electrodes of the Airozon® Professional series, the ozone disinfectors of the Airozon® ECO series are equipped with ceramic-based dielectrics.

Although ceramic-based dielectrics are also capable of generating temporarily large ozone emissions, their production is not free of fluctuations. Therefore, these devices cannot generate large ozone emissions for entire areas on a constant level, as it would be required day after day for large-scale disinfections to be effective.

Ceramic-based dielectrics are less suitable for continuous daily operations, partly because the ceramic characteristics make them more susceptible to contamination and, if the climatic conditions are fluctuating, for corrosion, too.

A FEW PRACTICAL BENEFITS:

Development, Design, Production:
100 % Trotec

Flexibly applicable professional
solution for effective odour
neutralization

Well-arranged control panel –
simple handling

Timer function for preselecting
the treatment duration

Operating hours counter for
recording the operating period

Examples of possible uses:

- Overnight refreshing of hotel bars, dining rooms or breakfast rooms
- Odour neutralization in party venues after events, company festivities, etc.
- Elimination of musty or mouldy smells and odours of decay
- Odour neutralization after house clearances
- Elimination of lacquer, glue or paint odours after renovation work

Plasma field ionizer AirgoPro® 8

The professional solution for the efficient neutralization of unpleasant odours

This way, every party only leaves good memories behind instead of foul odours

Where people are partying, the room air and furniture are penetrated hour by hour with a large variety of different odours. Whether there is alcohol, tobacco smoke, food smells or body odours, overnight everything combines to an especially overpowering olfactory cocktail. Effective relief is provided by the AirgoPro® 8 :

installed and switched off immediately while the event is on, or at the end of the event, and the next morning you won't smell any remains from your late-night party. Everything smells pleasantly fresh, as if nothing had happened.

Efficient overnight refreshing for the hotel business or catering sector

From the hotel bar to the breakfast room, no-one wants to be greeted by the unwelcome odours of the past night in the morning. The AirgoPro® 8 will give your guests a fresh start to the day, since this odour neutraliser reliably removes all odours of the night before, ensuring that everything smells fresh again in the morning.

Flexible odour neutralization for many professional applications

Professional service providers and craftspersons also face unpleasant odours from various sources in their everyday work:

Whether these are odours from lacquer, glue or paint caused by reconstruction or renovation measures, odours of decay from small animals or birds that have lost their way in cavities, animal or tobacco smells where the preparation of used vehicles is concerned, mouldy and musty smells caused by standing water, dried-in food remains, run down rooms and at collection points for kitchen scraps or waste.

Hello AirgoPro® 8, goodbye source of odour

The AirgoPro® 8 is exactly the right solution for a wide variety of such odour issues, as this professional odour neutraliser can be used flexibly and convinces by effective odour elimination on a performance level required by professional applications in practice – the AirgoPro® 8 has been specially designed for this purpose.



Power consumption billing?

For commercial billing the electricity consumption must be determined by means of an MID meter. Device without an MID meter? Then the socket outlet meter BX50 MID provides the optimum solution – further information can be found on page 167 ...



Whether it's a new model you are looking for or a reconditioned one, whether you are thinking of buying or leasing – Trotec provides you the ideal solution for every demand: Visit the Trotec Shop to find out more about great deals on our new products, our super special offers and our wide selection of demonstration, reconditioned and specially-priced products. For more information go to www.trotec.com or directly use the QR Code.

Easy handling, robust design – special features of the AirgoPro® 8



The timer switch of the AirgoPro® 8 allows to set treatment durations from 0 to 50 hours and to define treatment intensity and fan performance by means of the step controller.



With its integrated carrying handle, stable rubber feet and robustly designed metal structure, the AirgoPro® 8 is perfectly equipped for frequent site changes.

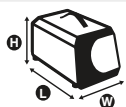


Helpful for billing purposes: By means of the operating hours counter integrated into the rear the operating time of the AirgoPro® 8 can be precisely recorded.

The use of the AirgoPro® 8 is very easy and offers a multitude of benefits, especially compared to conventional cleaning methods:

- Automated treatment process, no personnel needs to be hired
- Also suitable for sudden and unscheduled operations
- Odour elimination without leaving residues and without the use of chemicals
- Even works in places that are difficult to access and cannot be reached by means of mechanical procedures
- Virtually usable at any application site – all it takes is a power socket
- Very time-saving procedure

Technical data		AirgoPro® 8
Article number		1.180.000.020
Electric connection [V]		220 - 240
Frequency [Hz]		50
Max. power input [W]		20
Max. nominal current [A]		0.1
Recommended protection [A]		10
Connection plug	Type	CEE 7/7
	Cable length [m]	1.7
Max. air flow rate [m³/h]		120
Sound level (distance 3 m) [dB(A)]		53
Length [mm]		350
Width [mm]		230
Height [mm]		250
Weight [kg]		4
Equipment and functions		AirgoPro® 8
Treatment intensity settings level		5
Fan performance settings level		3
Timer		■
Operating hours counter		■
Operating control lamp		■
Available accessories / supplies		AirgoPro® 8
Air filter G2 filter mat		Art. no. 7.710.000.393



Effective functional principle for odour neutralization

Odour neutralisers of the AirgoPro® series are plasma field ionizers the operating principle of which, its basis being provided by dielectric barrier discharges, can be compared with the one of ozone generators, though they work with a lower energy input.

The air passed through is subjected to electric glow discharge (ionization) in the device, fission products only being generated as reactive oxygen species within the stationary plasma: singlet oxygen and its modifications as well as atomic oxygen as a free radical, which, among other things, is also a pre-stage product for the generation of oxygen here.

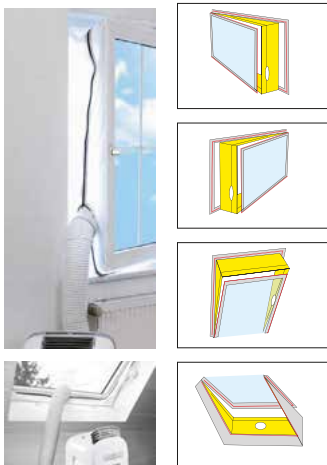
These free oxygen radicals are characterized by a high oxidation potential, the odour particles, pollutants, bacteria and microorganisms, like for example mould spores, which are present in the drawn-in air in this process are subjected to an oxidative degradation, which is yet supported by the presence of hydroxyl radicals.

During operation in ventilated rooms and with a distance of approx. 2 m to the ion source, plasma field ionizers also admit the presence of persons.



Useful accessories for practical applications...

Window seals for the energy-saving application of monobloc devices



No matter whether with left-hand or right-hand hinge, bottom hung or skylight windows – both the AirLock 100 and 200 match all the common window constructions with a maximum perimeter of 400 cm (AirLock 1000: 560 cm)

When using a monobloc air conditioner to date there has only been the possibility of discharging warm exhaust air through an open window. This however makes the cooling inefficient and uncomfortable, because warm air keeps flowing into the cooled room from outside.

AirLock is the ultimate solution for this problem:

Once installed between window and frame with only a few steps and the exhaust air hose end led outside through the hardly even opened zip of the AirLock, these practical aids henceforth prevent the return flow of warm exhaust air into the room. Since the translucent AirLocks are made of hardwearing and water-repellent material with low specific heat conduction char-

acteristics, you can perceptibly save energy by using AirLocks, i.e. they pay for themselves in next to no time.

Upon leaving the building the windows can be closed without difficulty. There is no need to disassemble the AirLocks.

AirLock 100 for one-hose devices, perimeter 400 cm.

Art. no. 6.100.002.001

AirLock 200 for two-hose devices, perimeter 400 cm.

Art. no. 6.100.002.002

AirLock 1000 for two-hose devices, perimeter 560 cm.

Art. no. 6.100.002.004



AirLock 1000 – ideal for French windows and patio doors. Suitable for one two-hose unit or two one-hose devices.

By the way: The AirLock can also be used for other exhaust air carrying devices all year round – such as desiccant dehumidifiers of the TTR series.



Energy cost measuring devices

Energy cost measuring for dummies ...



BX09 energy cost measuring device

- Quick and easy measurement of your energy demand
- Power consumption indication in watts, price or costs per kWh
- Minimum possible current indication 0.1 W
- Buffer condenser for saving the chosen settings

Technical data:

Art. no. 3.510.205.918

- Measuring range 0.1 to 3,680 W
- Maximum performance 3,680 W / 16 A
- Consumption measurement 0.01 to 9,999.9 kWh
- Recording capacity 9,999.9 hours
- Permissible ambient temperature +5 to +40 °C



BX11 energy cost measuring device

- Quick and easy measurement of the energy demand
- Power consumption indication as active power in watt or directly in euros and cents
- Measurement of the correct rate according to the time of day by use of the integrated digital clock with calendar function
- Memory function for two definable electricity tariffs, e.g. daily rate and night rate
- Recording mode for long-term measurements

Technical data:

Art. no. 3.510.205.920

- Calendar function / date display
- Programmable electricity tariff
- Measuring range 2 to 3,680 W
- Maximum performance 3,680 W / 16 A
- Consumption measurement 0.1 to 999.9 kWh
- Recording capacity 999.9 hours
- Permissible ambient temperature +5 to +40 °C



Energy consumption measuring device BX50 MID

Tamper-proof solution for the professional commercial determination of the energy consumption for billing purposes

A FEW PRACTICAL BENEFITS:

Professional measuring device for quickly and easily recording the energy requirement of electric consumers

MID-compliance – approved for the commercial determination of the energy consumption for billing purposes

Sealing slots for safeguarding the plugs in compliance with the Weights and Measures Act (MessEG)

Tamper-proof total consumption meter

Resettable daily consumption meter

Socket outlet with spring-loaded flap lid to provide protection against pollution when it is not used

Practice-optimized German industrial design – protected design patent

The ideal supplement for existing devices without MID-compliant meters

Many restoration or craft businesses still use numerous electrical appliances without MID-compliant energy consumption meters.

Such meters, however, are mandatory for determining the electricity consumption for commercial billing purposes, for example for insurances.

While in compliance with regulations it would be possible to use large MID multiple socket outlets, which, however, does not appear to be practicable, especially if only one electricity consumer is used.



This gap is closed economically by the BX50 MID:

As what is probably the most compact ready-to-connect energy consumption measuring instrument with MID-compliance* on the market, BX50 MID can be simply connected between an electric appliance and a normal household safety socket (230 V/AC) and does not require any further installation effort. ¹⁾

In addition to the MID-compliance* in some EU countries, however, further device requirements apply, like for example in Germany. Here, the Weights and Measures Act (MessEG) additionally requires the guarantee that neither further electricity consumers are connected during the period of use nor that they can be replaced by other consumers.

Therefore the BX50 MID is the only energy consumption measuring instrument in its class on the market, which comes equipped with two integrated sealing slots.

This utility model-protected solution enables users to properly safeguard the plug installation, for example by means of consecutively numbered pull-up seals, which are optionally available as accessories.



Technical data	BX50 MID
Article number	3.510.205.950
Active power meter	MID-certified, non-resettable
Measuring range [W]	57.5 to 3,680
Maximum performance [W / A]	3,680 / 16
AC voltage [V]	176 to 276
Input voltage [V / Hz]	230, AC / 50
Consumption measurement [kWh]	0 to 999,999.9
Ambient conditions [°C]	-25 to 55
Measuring category	CAT II (600 V)
Insulation	Protection class II
Accuracy class	Class 1 IEC 62053-21, Class B EN 50470-1/3
Type of protection	IP51
Measured values	Power [W], AC voltage [V/AC], alternating current [A/AC], frequency [Hz], power factor [cos Φ], display max. Electricity demand [W], display showing the absolute consumption [kWh]
Functions	Digital display of voltage (V), power (W), current (A), frequency (Hz), power factor (cos Φ), max. Electricity demand (W) and absolute consumption (kWh), tamper-proof total consumption meter, resettable daily consumption meter, fail-safe, display illumination
Power supply	Via mains voltage
Dimensions / weight [mm / g]	77 x 63 x 118 / 155
Scope of delivery	Measuring device, operating manual

¹⁾ Only when operating the BX50 MID on construction or installation sites at a socket of the building's wiring with unknown protective measures, a BGI-608-compliant plug adapter must be used.

Available accessories:

Seals

Plug and socket protection using BX50 MID. Numbered consecutively, length 430 mm, 100 pieces per package.

Art. no. 6.100.002.090

* What does MID-compliant mean?

MID-compliant counters correspond to the European Measuring Instruments Directive (MID) that defines the requirements for active power meters used for billing purposes. This for example also applies to the energy consumption measuring for recharging to insurance companies or customers. The former initial factory calibration is now replaced by the MID compliance, however, the devices have to be re-calibrated after a defined period of time – for instance after 8 years in case of electronic counters in Germany.

Trotec

Dehumidification

Humidification

Heating

Ventilation

Air conditioning

Air cleaning

Disinfection and Odour neutralization

Accessories

Moisture-dependent device controls

Room hygrostat HG 110



For humidity-guided control of the TTK 500 and TTK 900 or other dehumidifiers with a 6.35 mm plug socket for the connection of an external hygrostat, e.g. to be used for unattended permanent drying operations.

Art. no. 6.100.002.044

Technical data:

- Regulation range 40 to 90 % RH
- Measurement accuracy ± 3 % RH
- Maximum switching load 5 A
- Type of protection IP20
- Cable length 3 metres
- 6.35 mm plug socket (¼ inch)

Room hygrostat HG 120



With 4-pin DIN plug for humidity-guided control of adsorption dehumidifiers of the TTR series (TTR 160 to TTR 500 D) and other devices with a DIN socket for external switching.

Art. no. 6.100.002.040

Technical data:

- Regulation range 40 to 90 % RH
- Measurement accuracy ± 3 % RH
- Maximum switching load 5 A
- Type of protection IP20
- Cable length 2 metres
- 4-pin DIN plug

Accessories for HG 120:

4-pin connector coupling on clamping connection (for TTR 800 - TTR 13500), Art. no. 6.100.002.039

Room hygrostat HG 135



Two-point controller with switching socket for humidity-guided control of plugged-in air humidification or dehumidification units with up to 16 A current consumption.

Art. no. 6.100.000.068

Technical data:

- Regulation range 40 to 90 % RH
- Measurement accuracy ± 3 % RH
- Maximum switching load 16 A
- Type of protection IP20
- Cable length 1,9 metres
- CEE 7/3 switchable socket

Dew point control HG 140



Dew-point controlled dry keeping offers the optimum protection against condensate and corrosion, e.g. in waterworks engineering facilities or production environments of the food industry.

The internal hygro module of the Dew Point Control HG 140 is arranged on an aluminium base plate in a way that the measuring element is located immediately next to the base plate. Protected by the housing, a relative humidity close to dew point can form inside. The aluminium base plate touches the cooling tube and transfers the cold to the measuring element.

This is how the measuring device monitors the forming of condensate and automatically controls a dehumidifier connected via terminal clamps when exceeding the threshold value individually eligible via an internal microswitch.



The dew point monitor requires no supply voltage and is flexibly usable for pipes with a diameter of up to 50 mm.

Art. no. 6.100.002.050

Technical data:

- Regulation range 50 to 90 % RH
- Measurement accuracy ± 3.0 % RH
- Recommended operating range 50 to 90 % RH
- Permissible ambient temperature 0 to 60 °C

Socket hygrostat BH30



Plug connector for the humidity-dependent control of a connected dehumidifier or humidifier.

Art. no. 6.100.004.205

Technical data:

- Regulation range 20 to 90 % RH
- Measurement accuracy ± 5 % RH
- Operational range 5 to 95 °C, at max. 95 % RH
- Inductive load max. 9 A / 2,070 VA
- Socket CEE 7/3
- Type of protection IP30



Electronic thermohygrostat HG 125



The HG 125 ① is equipped with two configurable switching contacts (r.F./temp.) and allows for the electronic control of even very low humidity values in operational environments from -30 °C onwards.

An external climate sensor ② continuously records temperature and humidity values at the measuring spot at a distance of up to 5 m, which are indicated in turns on the digital display of the HG 125.

Art. no. 6.100.002.042

The thermohygrostat is designed for direct connection to Trotec dehumidifiers with DIN sockets for 7-pin connectors. ③ Application on Trotec dehumidifiers with 4-pin DIN sockets ④ additionally requires the optionally available adapter transformer.

The thermohygrostat can also be used for combined heating with all Trotec devices which have a 7-pin DIN socket for connection, such as the multi air handlers TAC XT 18 and TAC XT 27. These devices can be temperature-controlled for decentralised room air heating via existing ventilation systems or textile air distributors using the HG 125.

Accessories for HG 125:

Adapter transformer, Art. no. 6.100.002.043;
7-pin connector coupling on clamping connection (for TTR 800 - TTR 13500), Art. no. 6.100.002.046;
Extension cable 10 m, Art. no. 6.100.002.049;
20 m, Art. no. 6.100.002.047;
30 m, Art. no. 6.100.002.048

Technical data:

- Regulation range 5 to 95 % RH: -35 to +80 °C
- Permissible ambient temperature -30 to 70 °C
- Measurement accuracy $\leq \pm 2$ % RH; ± 0.2 K
- Two relay outputs (RH/temp.)
- Two analogue outputs 0 - 10 V (RH/temp.)
- Climate sensor with 5 m cable
- 7-pin DIN plug with 5 m cable

Temperature-dependent device controls

Socket thermostat BN30



Plug adapter for the temperature-dependent control of a connected electric heater or cooling device.

Art. no. 6.100.007.009

Technical data:

- Regulation range 5 to 49 °C
- Measurement accuracy ± 0.5 °C
- Measuring interval 10 s
- Inductive load max. 2 A / 460 VA
- Socket CEE 7/3
- Type of protection IP20

Radio-controlled socket thermostat BN35



The BN35 makes it possible to regulate the temperature and operating time of one or several electric heater or cooling device(s) (one device per thermostat).

Via a radio transmitter covering a range of 20 m, up to 100 thermostats with 6 programmable switching times a day can be individually configured.

If the radio transmitter is subjected to ambient temperatures ≤ 3 °C, furthermore it automatically activates a frost protection mode.

Art. no. 6.100.007.008



Technical data:

- Regulation range 0 to 70 °C
- Accuracy ± 1 °C
- Radio range 20 m
- Inductive load max. 75 A / 250 VA
- Socket CEE 7/3
- Type of protection IP20

Scope of delivery:

One transmitter and one receiver, additional receivers are optionally available (Art. no. 6.100.007.007).

← Useful accessories for practical applications – further information...

A FEW PRACTICAL BENEFITS:

Professional quality
"made in Germany" –
originally produced by Trotec

Existing tiles can be lifted and
reinserted after completed
restoration without risking damage

No visual impairment
of the appearance

Suitable for the restoration
of larger areas

Patented system with adjustable
chamber for square and rectangular
tiles sized up to 30 cm or 50 cm

Carry handles made of thermally
non-conductive material

**With the TilexPro system tiles
can be detached from the
ground in just a few steps:**

First, the tile is bared by use of a joint
cutter.

Then the system chamber is adjusted
in size to match the tile to be removed,
positioned and warmed up with a hot
air blower.

After that, the tile can be detached from
the ground in only a few steps and
reinserted after completed restoration
work without risking damage.

**Preserving tiles and saving costs –
no problem with the TilexPro!**

Accessory tip:

Professional hot air blower

HyStream 3400

**Steplessly adjustable up
to 650 °C, ideally suited for
non-destructive tile removal
with the TilexPro system.**

Art. no. 6.100.000.058


Technical data:

Max. amount of air
320 l/min; Air pressure
3,000 Pa; Input voltage
230 V / 50 Hz; Power
3,400 W; Temperature
20 °C – 650 °C; Stepless
regulation of temperature /
air volume; Length of
power cable 2.9 m;
Weight: 1,560 g



TilexPro tile lifting system

**Removing and storing tiles without causing damage –
by means of the patented original Trotec system**



If repair work is required underneath
the tiling, it needs to be bared first in-
order to perform any restoration work,
e.g. after a pipe burst.

Instead of destroying the tiles in ques-
tion and completely replacing them
once the restoration work is completed,

they can easily be removed by means
of our tile lifting system without risking
damage and later reinserted again.

Only with the TilexPro method is it pos-
sible to completely remove several tiles
in order to uncover the floor for repair
work after a pipe burst.

TilexPro is the ideal solution when there
are not enough replacement tiles avail-
able and a visual impairment of the floor-
ing is unwanted by the customer.

Moreover, rare tiles and older decors
can often not be replaced at all.



**The TilexPro system is
characterized by practical details:**

Every TilexPro system consists of the
system chamber and an optionally
available hot air blower, e.g. the
HyStream 3400.

Depending on the model, the system
chamber can be adjusted to all common
tile formats sized up to 30 cm or
50 cm. It comes with carry handles
made of thermally non-conductive ma-
terial, so that the heated chamber can
be removed from the respective tile and
set aside without having to use protec-
tive gloves.

Fig. TilexPro
system 50



TilexPro system 30
for tile formats sized up to 30 cm

Art. no. 6.100.000.050

TilexPro system 50
for tile formats sized up to 50 cm

Art. no. 6.100.000.052

Further recommended accessories are a joint cutter and a combination device
to remove the adhesive residues from tile and ground.



Accessories for current consumption

Extension cables

Professional solutions from German quality manufacturing



These robust extension cables of German high-quality manufacturing with an IP44 type of protection are perfectly suited for the heavy-duty use on building sites and in the commercial sector.

The hard-wearing cable sheath in yellow safety colour consists of oil- and acid-resistant neoprene rubber, applicable in the ambient temperature range from -25 °C to +60 °C.

230 V extension cable, 16 A, H07RN-F 3G2.5



Cable length 20 m, 230 V, 16 A, cable cross-section 2.5 mm², plug and coupling CEE 7/7, type of protection IP44, solid rubber plug and coupling, safety contact coupling with sealing cap.

Art. no. 7.333.000.376



400 V extension cable, 16 A, H07RN-F 5G2.5



Cable length 20 m, 400 V, 16 A, cable cross-section 2.5 mm², plug and coupling CEE 16 A, type of protection IP44, coupling casing with integrated cover plate.

Art. no. 7.333.000.374



400 V extension cable, 32 A, H07RN-F 5G6



Cable length 20 m, 400 V, 32 A, cable cross-section 6 mm², plug and coupling CEE 32 A, 5-pin, type of protection IP44, coupling casing with integrated cover plate.

Art. no. 7.333.000.379



Further available:

230 V extension cable, 16 A, H05RR-F 3G1.5



Cable length 15 m, 230 V, 16 A, cable cross-section 1.5 mm², plug and coupling CEE 7/7, type of protection IP44, UV-resistant | and able to withstand high levels of mechanical stress, PVC-connector and PVC-socket, safety contact coupling with sealing cap.

Art. no. 7.333.000.372



Multiple socket outlet PV4-MID PS



Easily handling the building site power supply in line with the regulations

The multiple socket outlet equipped with PlugSafe for variable indoor and outdoor application is a robust quality product that facilitates the usage in accordance with MID, MessEG and MessEV.

The PV4-MID PS is intended for the operation at proper building-site power distributors and meets the requirements of BGI 608 with respect to switching devices and distributors for circuits with sockets. **



Plug-Safe

- Ideal for rough operating conditions on ever-changing construction sites
- Integrated MID-compliant* energy consumption meter
- PlugSafe – socket protection suitable for sealing in accordance with the MessEG regulations
- Residual current device and energy consumption meter protected underneath lockable sealing cap
- Four safety sockets with self-closing hinged covers
- IP44 type of protection
- Oil- and UV-resistant cable (H07RN-F)



Technical data multiple socket outlet PV4-MID PS

Art. no. 6.100.002.085



- Multiple socket outlet made of IP44 solid rubber with integrated carrying handle
- Safety sockets: 4 pcs.
- Residual current device: 1 x 25 A, 4 p, 0.03 A (RCCB, type A)
- MID meter: 6 digit LCD, 1 tariff register, non-resettable
- Supply line: H07RN-F 3G2.5 with safety plug CEE 7/7, length 2 m
- L x W x H: 430 x 98 x 115 mm
- Weight: 3 kg

* What does MID-compliant mean?

MID-compliant counters correspond to the European Measuring Instruments Directive (MID) that defines the requirements for active power meters used for billing purposes. This also applies to, say, the energy consumption measuring for recharging to insurance companies or customers. The former initial factory calibration is now replaced by the MID compliance, however, the devices have to be re-calibrated after a defined period of time – for instance after 8 years in case of electronic counters in Germany.

** Please note that a BGI 608-compliant plug adapter must be used when operating the PV4-MID PS on construction or installation sites at a socket of the building's wiring with unknown protective measures.

A FEW PRACTICAL BENEFITS:

Socket combination
as per EN 61439

Hinged inspection window
for MCBs in housing cover

Fold-down V2A carrying handle

Take-up facility for
connection cable

IP44 type of protection

Stackable construction

Mobile power distributors

Mobile power distribution made easy –
as safe as it is simple



The stackable design of all PV power distributor housings allows to stack up several housings so as to save space, also with different PV model types.



All sockets are equipped with self-closing spring-loaded flap caps.



With IP44 type of protection these mobile distributors of robust plastic are equally suitable for indoor and outdoor application. The solid, high-quality plastic housing is optimally prepared for harsh environmental conditions.

The dust and splash-proof mobile distributors are characterized by a high (notched bar) impact strength, a high thermal stability, dielectric strength, weather and UV resistance, pp abrasion resistance and a good resistance to plenty of chemicals.

Easy transport, space-saving storage

To ensure easy transport, all power distributors are equipped with a fold-down V2A carrying handle and a take-up facility for the 2-m connecting cable. In the warehouse, the distributors can be stacked to save space.



Whether it's a new model you are looking for or a reconditioned one, whether you are thinking of buying or leasing – Trotec provides you the ideal solution for every demand: Visit the Trotec Shop to find out more about great deals on our new products, our super special offers and our wide selection of demonstration, reconditioned and specially-priced products. For more information go to www.trotec.com or directly use the QR Code.

PV power distributor in original Trotec brand quality – always there and full of energy



PV16



PV30



PV32

Special protective properties are provided by the circuit breakers and, for PV16 and PV32, the standard residual-current-operated protective device (RCD) which are mounted in the housing cover, well protected under a visual hatch window.

Power distributor PV16



Power distributor PV30



Power distributor PV32



Technical data

Art. no. 6.100.002.075



- CEE sockets: 2 x 16 A, 5 p, 400 V



- Safety sockets: 4 pcs.



- Residual current device: 1 x 40 A, 4 p, 0.03 A (type A 25AT)



- Supply line: H07RN-F 5G2.5 with CEE plug 16 A, 5 p, 400 V, length 2 m



- L x W x H: 250 x 230 x 210 mm

- Weight: 2.8 kg



Technical data

Art. no. 6.100.002.081



- Connector couplings: 2 x H07RN-F-5G2 with CEE coupling 16 A, 5 p, 400 V, length 2 m

- Miniature circuit breakers: 2 x 16 A, 3 p, C

- Residual current device: not included, therefore only permissible for supply points with RCD

- Supply line: H07RN-F 5G4 with CEE plug 32 A, 5 p, 400 V, length 2 m

- L x W x H: 197 x 197 x 200 mm

- Weight: 4.5 kg



Technical data

Art. no. 6.100.002.076



- CEE sockets: 1 x 32 A, 5 p, 400 V, 1 x 16 A, 5 p, 400 V



- Safety sockets: 3 pcs.

- Residual current device: 1 x 63 A, 4 p, 0.03 A (type A 40AT)



- Miniature circuit breakers: 1 x 16 A, 3 p, C, 1 x 16 A, 1 p, C



- Supply line: H07RN-F 5G6 with CEE plug 32 A, 5 p, 400 V, length 2 m

- L x W x H: 250 x 230 x 210 mm

- Weight: 4.1 kg

Trotec exclusive:
PV30 – ready-to-connect power current solution for 16 A consumers



If several 16 A three-phase current devices have to be operated on site, the connection options available on the construction site can be fairly limited.

This is because common surface-mounted socket combinations usually house only one additional 16 A CEE socket outlet in addition to a 32 A CEE socket outlet. This combination can also often be found in mobile construction site power distributors. In addition, suitable connection cables are required in sufficient quantities.

The robust mobile distributor PV30 is the optimal solution in such cases.

As a completely ready-to-connect power distributor, the PV30 is equipped with two 16 A connector couplings in addition to a 32 A plug. The input line and both output lines are each equipped with a two-metre connection cable, so that even missing cables are no obstacle on site. At the same time, a sufficient operating range when installing the device is always maintained.



The PV30 is also the ideal connector accessory for the multi-air handler TAC XT 18 equipped with two 16 A device plugs (starting from catalogue page 70).

A FEW PRACTICAL BENEFITS:

Cable drum made of high-quality plastic with IP54 type of protection and self-closing safety sockets

Convenient carrying characteristics due to ergonomic handle

Additional safety due to thermal protection switch

Drainage through openings in the drum

Stable crank for optimum handling

Braking system integrated centrally in the axis

Slots for safe plug storage

Secure footing due to broad support points

Cable drums

PVD – the synonym for high-quality cable drums from Trotec for construction sites, workshops or industrial applications

There are many cable drums, but there is only one original PVD cable drum series from Trotec – our best recommendation for choosing your cable drum! Because in the sum of all details, the PVD series can score in every respect with professional users. This model series does not only offer you everything you expect from a professional cable drum, but also many convenient additional functions.



Maximum mobility

All cable drums of the PVD series are supplied as standard with an extremely robust drum body made of high-quality, unbreakable plastic, which has drainage recesses, an integrated cable brake and connector storage spaces.

The integral carrying handle is shaped ergonomically and placed in an ideal centre of gravity to ensure convenient transport.

Maximum flexibility

With their large operating range, which is due to the connecting cable with a length of up to 40 metres, and up to four dust- and splash-proof 16 A safety sockets, the PVD cable drums provide you with a flexible power distribution for electrical work at virtually all locations – the best prerequisites for indoor and outdoor use on construction sites and in workshop or industrial areas.

Maximum safety

The non-tilting cable drums of EU high-quality manufacturing with an IP54 type of protection are perfectly suited for the rough operating conditions on construction sites and in the commercial sector. The hard-wearing cable sheath consists of oil- and acid-resistant neoprene rubber, which is suited for ambient temperatures ranging from -25 °C to +60 °C, and is equipped with a solid rubber CEE 7/7 plug.

A thermal circuit breaker integrated as standard and a central braking system for the drum provide additional safety in all PVD cable drums.



PVD cable drums – safely equipped

Consistently designed for professionals:



With consistency, all Trotec cable drums of the PVD series were specifically developed for professional applications in rough operational environments. Jamming sockets or sluggish plugging in and unplugging are out of place here. This is why we have deliberately dispensed with a child protection mechanism for the sockets of these cable drums.

PVD2



PVD3



Convenient carrying characteristics due to ergonomic handle



IP54 safety sockets with spring-loaded flap caps

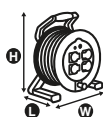


Additional safety due to thermal protection switch and operation indicator (depending on the model)



Drainage through openings in the drum

Technical data		PVD2	PVD3
Article number		7.333.000.367	7.333.000.368
Safety sockets	Number	3	4
	Type of protection	IP54	IP54
	Lock	self-closing spring-loaded flap cap	
Connection cable	Length [m]	25	40
	Type	H07RN-F 3G	H07RN-F 3G
	Colour	black	black
	Cross-section of the pipe [mm ²]	1.5	2.5
Type of protection		IP54	IP54
Max. power [W]	rolled up	1,300	1,250
	unrolled	3,600	3,500
Rated voltage [V]		250	250
Nominal current consumption [A]		16	16
Length [mm]		240	254
Width [mm]		280	338
Height [mm]		353	409
Weight [kg]		8	10
Functions and features		PVD2	PVD3
Thermal protection switch		■	■
Operation indicator		–	■
Braking system		■	■
Drainage through recesses in the drum		■	■
Crank		■	■
Feet with storage spaces for plug		■	■
Ergonomic carrying handle		■	■



Braking system integrated centrally in the rear of the axis



Slots for safe plug storage



Stable crank for optimum handling



Secure footing due to broad support points

■ Standard equipment; □ Optional accessories

A FEW PRACTICAL BENEFITS:

Spiral-reinforced fan hoses for professional applications

Light and highly flexible

Kink-proof and guaranteeing tensile strength

Tronect® brand-name quality products made from premium-quality materials

Durable with a long service life

Available with many different diameters

Air transport hoses

Tronect® brand quality for the industry, agricultural and building sector as well as event engineering

No matter if ventilation, heating, drying, air conditioning or suction – every system is only as efficient as its weakest link in the chain of used components.

Therefore, do not compromise when selecting your air ducting systems but instead put your trust in the brand quality of premium-quality fan hoses of the Tronect® series.

Tronect® SP-T

Reinforced and highly flexible fan spiral hose for use in terms of heating and ventilation



- **Temperature range:**
-20 °C to +80 °C
- for a short time can also transport the hot air up to 100 °C
- Especially robust version made of reinforced, PVC coated polyamide fabric
- Kink-proof and guaranteeing tensile strength
- Spiral-free sleeves at both ends
- With abrasion protection and in-wrought steel spiral
- Bending radius 0.5 x Ø
- **Standard length 7.6 m**

Possible use:

Airing and ventilation in the air conditioning and ventilation technology, construction drying, construction heating in winter, stable ventilation, hall heating, heating of tents, exhibition construction and events, grain drying, loading of bulk materials, tank ventilation and tank venting, silo discharge, air showers for car wash installations.

To be found on the following pages is an overview of all available diameters and applicable device connections for all Tronect® hoses.

Tronect® SP-AP



Anti-static, flexible fan spiral hose



- **Temperature range:**
-20 °C to +100 °C
- Made of anti-static, PVC coated polyamide fabric
- Spiral distance 150 mm
- Robust and highly flexible
- Good compression characteristics
- Spiral-free sleeves at both ends
- With abrasion protection and in-wrought steel spiral
- Bending radius 0.5 x Ø
- **Standard length 7.6 m**

Possible use:

Excellently suited for the transmission of gaseous media in areas where a static charge ought to be avoided, e.g. in the channel ventilation, drying of paintwork, oil tank ventilation, shipbuilding, tank ventilation, tank degasification and in shipyards.

To be found on the following pages is an overview of all available diameters and applicable device connections for all Tronect® hoses.

Tronect® SP-AV



Anti-static spiral hose for high suction pressure



- **Temperature range:**
-20 °C to +100 °C
- Made of anti-static, PVC coated polyamide fabric
- Spiral distance 50 mm
- Especially robust and with high strength
- Particularly designed for high suction pressure connection on the suction side
- With abrasion protection and in-wrought steel spiral
- Spiral-free sleeves at both ends
- **Standard length 7.6 m**

Possible use:

The high-strength SP-AV is suited for all of the SP-AP's fields of application. Due to its higher strength – based on shorter distances between the spirals – the SP-AV, as opposed to the SP-AP, additionally enables a transmission of gaseous media on the suction side even with high suction pressure. It is therefore especially suited for the application in aircraft construction, hall heating, grain handling etc.



Tronect® SP-C

Combination hose for the connection of heaters



- **Temperature range:**
-24 °C to +110 °C*
- Comparable to hose type SP-T, albeit the first two metres of the hose consist of particularly hardwearing PVC fabric for a higher infeed temperature at the connector
- Bending radius 0.5 x ø
- **Standard length 7.6 m**

Possible use:

Connection to portable oil or electric heating units and other warm air systems for the heating of halls, marquees or construction sites in winter.

** With regard to the 2 m PVC hose part only.
The hose remainder is designed for a temperature range of -20 °C to +100 °C.*

Tronect® TF-L



Spiral-reinforced, universal hose



- **Temperature range:**
-5 °C to +80 °C
- Hose with PVC sheath, fitted to wire spiral
- Highly durable
- Light and flexible
- Abrasion-resistant
- Good compression characteristics
- Non-inflammable
- **Standard length 6 m**

Possible use:

Universally applicable for general ventilation, flue gas removal, drying paint, oil tank ventilation, channel ventilation, exhaust ventilation in spray booths, tank ventilation and degasification, ventilation on ships.

Tronect® PV-A



Light and highly flexible PVC hoses

Type PV-A 38,
ø 38 mm, bending radius 38 mm

Type PV-A 51,
ø 51 mm, bending radius 51 mm



- **Temperature range:**
0 °C to +85 °C
- Two-layer spiral hoses with sheathed spring spiral
- Additional yarn reinforcement
- Durable with a long service life
- Fair pressure resistance
- Vacuum-proof
- **Standard length 15 m**

Possible use:

Versatile hoses with fair UV and ozone resistance, especially suited for the transport of gaseous and liquid media or solids and fibres in construction and screed drying, for industrial vacuum cleaners or exhaust extraction systems.



*Matching hose clamps (accessories),
Article number 6.100.009.078*

Accessories for air transport hoses

Connection sleeves

Made of galvanized steel sheet metal with central beading for the infinite connection of hoses with spiral-free sleeves (SP).

Required for the connection to the adapter is one belt per hose.



Available diameters:

- ø 150 mm, Article nr. 6.100.001.909
- ø 203 mm, Article nr. 6.100.001.910
- ø 305 mm, Article nr. 6.100.001.915
- ø 356 mm, Article nr. 6.100.001.920
- ø 400 mm, Article nr. 6.100.001.925
- ø 460 mm, Article nr. 6.100.001.930
- ø 525 mm, Article nr. 6.100.001.935
- ø 560 mm, Article nr. 6.100.001.940
- ø 600 mm, Article nr. 6.100.001.945

Tension belt:








Incl. wedge lock, to fasten hose at the connector.

Article number 6.100.001.995










Tronect® connectivity schedule

Which hose is suited for which Trotec appliance?
Here an overview of all
Tronect® hose types
and equipment combinations:

Which hose is suited for which Trotec appliance? Here an overview of all Tronect® hose types and equipment combinations:			Type		Tronect SP-AP			Tronect SP-AV			Tronect SP-T							Tronect SP-C							Tronect TF-L					Tronect PV-A			
			Art. no.		6:100.001.410	6:100.001.420	6:100.001.430	6:100.001.460	6:100.001.470	6:100.001.480	6:100.001.155	6:100.001.200	6:100.001.202	6:100.001.205	6:100.001.210	6:100.001.212	6:100.001.214	6:100.001.216	6:100.001.217	6:100.001.218	6:100.001.220	6:100.001.255	6:100.001.265	6:100.001.266	6:100.001.267	6:100.001.270	6:100.001.273	6:100.001.275	6:100.001.105	6:100.001.110	6:100.001.115	6:100.001.120	6:100.001.125
Device	Specifications	ø mm ¹⁾	305	460	650	305	460	650	155	203	255	305	356	425	457	525	560	600	700	155	305	356	425	525	600	725	63	80	100	127	160	38	51
TTR adsorption drying units																																	
	TTR 800 / TTR 1400																																
	Dry air inlet	250										■																					
	Dry air outlet	250									■																						
	Humid air inlet	160																													■		
	Humid air outlet	160																													■		
		TTR 2000 / TTR 2800 / TTR 3700																															
Dry air inlet		315												■																			
Dry air outlet		315												■																			
Humid air inlet		200								■																							
Humid air outlet		200								■																							
		TTR 5200 / TTR 6600 / TTR 8200																															
	Dry air inlet	500															■																
	Dry air outlet	500															■																
	Humid air inlet	300										■																					
	Humid air outlet	300										■																					
		TTR 10000 / TTR 12000 / TTR 13500																															
Dry air inlet (hose adapter)		2 x 500															■																
Dry air outlet (hose adapter)		2 x 500															■																
Humid air inlet		400													■																		
Humid air outlet		400													■																		
		TTR filter box 610																															
	Suction side	500															■																
	Blow-out side	500															■																
	TTR adsorption dehumidifiers																																
	TTR 200																																
	Dry air outlet	80																										■					
	Humid air outlet	38/50																														■	■
	Process air inlet (hose adapter, filter box)	80																										■					
		TTR 300																															
Dry air outlet		100																											■				
Humid air outlet		50																															■
Process air inlet (hose adapter, filter box)		100																											■				

In addition to the standard version with spiral-free sleeves, all Tronect® SP hoses are optionally also available with ferrules, rows of hooks and eyelets. Other diameters and lengths are also available upon request for all hoses.




Device	Specifications	ø mm ¹⁾	305	460	650	305	460	650	155	203	255	305	356	425	457	525	560	600	700	155	305	356	425	525	600	725	63	80	100	127	160	38	51		
TTR adsorption dehumidifiers																																			
	TTR 400																																		
	Dry air outlet	125																												■					
	Dry air outlet (quad distributor)	4 x 38/50																														■	■		
	Humid air outlet	80																											■						
	Process air inlet (hose adapter, filter box)	125																													■				
	TTR 400 D / TTR 500 D																																		
	Dry air outlet	125																													■				
	Dry air outlet (quad distributor)	4 x 38/50																														■	■		
	Humid air outlet	80																												■					
	Process air inlet (hose adapter, filter box)	125																													■				
	Regeneration air inlet (hose adapter, filter box)	80																													■				
TTR stainless steel adsorption dehumidifiers																																			
	TTR 160																																		
	Dry air outlet	100																													■				
	Humid air outlet	63																											■						
	TTR 250																																		
	Dry air outlet	100																													■				
	Humid air outlet	80																												■					
	TTR 250 HP																																		
	Dry air outlet	100																													■				
	Humid air outlet	50																															■		
DH industrial dryers																																			
	DH 160																																		
	Dry air outlet (hose adapter)	410												■																					
	DH 310																																		
	Dry air outlet (hose adapter)	510														■																			
TTK-ECO commercial dehumidifier																																			

Accessories

Tronect® connectivity schedule

Which hose is suited for which Trotec appliance?
Here an overview of all Tronect® hose types and equipment combinations:








Which hose is suited for which Trotec appliance? Here an overview of all Tronect® hose types and equipment combinations:			Type	Tronect SP-AP			Tronect SP-AV			Tronect SP-T										Tronect SP-C					Tronect TF-L					Tronect PV-A			
			Art. no.	6:100.001.410	6:100.001.420	6:100.001.430	6:100.001.460	6:100.001.470	6:100.001.480	6:100.001.155	6:100.001.200	6:100.001.202	6:100.001.205	6:100.001.210	6:100.001.212	6:100.001.214	6:100.001.216	6:100.001.217	6:100.001.218	6:100.001.220	6:100.001.255	6:100.001.265	6:100.001.266	6:100.001.267	6:100.001.270	6:100.001.273	6:100.001.275	6:100.001.105	6:100.001.110	6:100.001.115	6:100.001.120	6:100.001.125	6:100.001.010
Device	Specifications	ø mm ¹⁾	305	460	650	305	460	650	155	203	255	305	356	425	457	525	560	600	700	155	305	356	425	525	600	725	63	80	100	127	160	38	51
IDS oil heater fans																																	
	IDS 30																																
	Hose connector	300										■									■												
	IDS 30 F																																
	Hose connector	300										■									■												
	IDS 45																																
	Hose connector	350											■									■											
	Two-way hose distributor	2 x 300										■									■												
	IDS 80																																
	Hose connector	400												■									■										
	Two-way hose distributor	2 x 300										■									■												
	IDS 100																																
	Hose connector	500														■								■									
	Two-way hose distributor	2 x 400												■									■										
	IDS 900																																
	Hose connector	700																								■							
	Two-way hose distributor	2 x 600																■							■								
	Four-way hose distributor	4 x 400												■									■										
IDE oil heater fans																																	
	IDE 30																																
	Hose connector	300										■									■												
	IDE 50																																
	Hose connector	440													■								■										
	IDE 60																																
	Hose connector	440													■									■									
	IDE 80																																
	Hose connector	440													■									■									

In addition to the standard version with spiral-free sleeves, all Tronect® SP hoses are optionally also available with ferrules, rows of hooks and eyelets.
Other diameters and lengths are also available upon request for all hoses.



Whether it's a new model you are looking for or a reconditioned one, whether you are thinking of buying or leasing – Trotec provides you the ideal solution for every demand: Visit the Trotec Shop to find out more about great deals on our new products, our super special offers and our wide selection of demonstration, reconditioned and specially-priced products. For more information go to www.trotec.com or directly use the QR Code.





Which hose is suited for which Trotec appliance?
Here an overview of all Tronect® hose types and equipment combinations:

Which hose is suited for which Trotec appliance? Here an overview of all Tronect® hose types and equipment combinations:			Type	Tronect SP-AP			Tronect SP-AV			Tronect SP-T							Tronect SP-C					Tronect TF-L					Tronect PV-A		Trotec						
			Art. no.	6.100.001.410	6.100.001.420	6.100.001.430	6.100.001.460	6.100.001.470	6.100.001.480	6.100.001.155	6.100.001.200	6.100.001.202	6.100.001.205	6.100.001.210	6.100.001.212	6.100.001.214	6.100.001.216	6.100.001.217	6.100.001.218	6.100.001.220	6.100.001.255	6.100.001.265	6.100.001.266	6.100.001.267	6.100.001.270	6.100.001.273	6.100.001.275	6.100.001.105	6.100.001.110	6.100.001.115	6.100.001.120	6.100.001.125	6.100.001.010	6.100.001.020	
Device	Specifications	ø mm ¹⁾	305	460	650	305	460	650	155	203	255	305	356	425	457	525	560	600	700	155	305	356	425	525	600	725	63	80	100	127	160	38	51	Dehumidification	
Multi air handler																																			Dehumidification
	TAC XT 18																																		
	Hose connector	300										■																							
	TAC XT 27																																		Humidification
	Hose connector	300										■																							
TEH electric heating units																																			Heating
	TEH 200																																		
		450													■																				
	TEH 300																																		Ventilation
		450													■																				
	TEH 400																																		Air conditioning
		600																■								■									
TEH electrical heaters																																			Air cleaning
	TEH 30 T																																		
		155							■												■														
	TEH 70																																		Disinfection and Odour neutralization
		300										■									■														
	TEH 100																																		
		300										■									■														
TDE electrical heaters																																			Accessories
	TDE 25																																		
		155							■												■														
	TDE 65																																		
		300										■									■														
	TDE 95																																		
		300										■									■														

¹⁾ Respectively indicated are the inner diameters for the Tronect® hoses and the outer diameters for the device connections.

Tronect® connectivity schedule

Which hose is suited for which Trotec appliance?
Here an overview of all Tronect® hose types and equipment combinations:












Which hose is suited for which Trotec appliance? Here an overview of all Tronect® hose types and equipment combinations:			Type		Tronect SP-AP			Tronect SP-AV			Tronect SP-T										Tronect SP-C							Tronect TF-L					Tronect PV-A		
			Art. no.		6.100.001.410	6.100.001.420	6.100.001.430	6.100.001.460	6.100.001.470	6.100.001.480	6.100.001.155	6.100.001.200	6.100.001.202	6.100.001.205	6.100.001.210	6.100.001.212	6.100.001.214	6.100.001.216	6.100.001.217	6.100.001.218	6.100.001.220	6.100.001.255	6.100.001.265	6.100.001.266	6.100.001.267	6.100.001.270	6.100.001.273	6.100.001.275	6.100.001.105	6.100.001.110	6.100.001.115	6.100.001.120	6.100.001.125	6.100.001.010	6.100.001.020
Device	Specifications	ø mm ¹⁾	305	460	650	305	460	650	155	203	255	305	356	425	457	525	560	600	700	155	305	356	425	525	600	725	63	80	100	127	160	38	51		
TTV high-performance fans																																			
	TTV 4500 / TTV 4500 HP																																		
	Hose adapter	450														■																			
	Combination distributor	8 x 100																											■						
	Combination distributor	1 x 450															■																		
	TTV 7000																																		
	Hose adapter	560																■																	
	TTV 4500 S																																		
		525																■																	
TTV conveying fans																																			
	TTV 1500																																		
		200								■																									
	TTV 3000																																		
		300											■																						
TFV high-pressure radial fans																																			
	TFV 100																																		
	Intake socket	300	■			■						■																							
	Exhaust connection	300	■			■						■																							
	TFV 300																																		
	Intake socket	300				■						■																							
	Exhaust connection	450		■			■									■																			
	TFV 600																																		
	Intake socket	515															■																		
	Exhaust connection	515															■																		
	TFV 900																																		
	Intake socket	630			■			■												■															
	Exhaust connection	630			■			■												■															
	TFV 1200																																		
	Exhaust connection	630			■			■												■															

In addition to the standard version with spiral-free sleeves, all Tronect® SP hoses are optionally also available with ferrules, rows of hooks and eyelets.
Other diameters and lengths are also available upon request for all hoses.



Whether it's a new model you are looking for or a reconditioned one, whether you are thinking of buying or leasing – Trotec provides you the ideal solution for every demand: Visit the Trotec Shop to find out more about great deals on our new products, our super special offers and our wide selection of demonstration, reconditioned and specially-priced products. For more information go to www.trotec.com or directly use the QR Code.













Which hose is suited for which Trotec appliance?
Here an overview of all Tronect® hose types and equipment combinations:

Which hose is suited for which Trotec appliance? Here an overview of all Tronect® hose types and equipment combinations:			Type	Tronect SP-AP			Tronect SP-AV			Tronect SP-T										Tronect SP-C					Tronect TF-L					Tronect PV-A		Trotec			
			Art. no.	6.100.001.410	6.100.001.420	6.100.001.430	6.100.001.460	6.100.001.470	6.100.001.480	6.100.001.155	6.100.001.200	6.100.001.202	6.100.001.205	6.100.001.210	6.100.001.212	6.100.001.214	6.100.001.216	6.100.001.217	6.100.001.218	6.100.001.220	6.100.001.255	6.100.001.265	6.100.001.266	6.100.001.267	6.100.001.270	6.100.001.273	6.100.001.275	6.100.001.105	6.100.001.110	6.100.001.115	6.100.001.120	6.100.001.125	6.100.001.010	6.100.001.020	
Device	Specifications	ø mm ¹⁾	305	460	650	305	460	650	155	203	255	305	356	425	457	525	560	600	700	155	305	356	425	525	600	725	63	80	100	127	160	38	51	Dehumidification	
TFV high-pressure radial fans (Ex)																																			
	TFV 100 Ex																																		
	Intake socket	300	■			■																													
	Exhaust connection	300	■			■																													
	TFV 300 Ex																																		
	Intake socket	300				■																													
	Exhaust connection	450		■			■																												
	TFV 900 Ex																																		
	Intake socket	630			■			■																											
	Exhaust connection	630			■			■																											
TFV turbo fans																																			
	TFV 20																																		
	Hose adapter	2 x 100																													■				
	TFV 30																																		
	Hose adapter	3 x 100																													■				
TFV radial fan																																			
	TFV Pro 1																																		
	Hose adapter plate	12 x 38																															■		
	Hose adapter plate	8 x 50																																■	
	Hose adapter plate	3 x 100																													■				
TFV-S turbo fan																																			
	TFV 30 S																																		
	Hose adapter	3 x 100																													■				
PT air conditioners																																			
	PT 4500 S																																		
	Spot cooling exhaust distributor	1 x 200								■																									
	PT 6500 S																																		
	Spot cooling exhaust distributor	2 x 200								■																									
	PT 6500 HT																																		
	Spot cooling exhaust distributor	2 x 200								■																									
	PT 15000 S																																		
	Spot cooling exhaust distributor	2 x 300										■																							
																																		Accessories	

¹⁾ Respectively indicated are the inner diameters for the Tronect® hoses and the outer diameters for the device connections.

Tronect® connectivity schedule

Which hose is suited for which Trotec appliance?
Here an overview of all Tronect® hose types and equipment combinations:

Which hose is suited for which Trotec appliance? Here an overview of all Tronect® hose types and equipment combinations:		Type	Tronect SP-AP			Tronect SP-AV			Tronect SP-T										Tronect SP-C					Tronect TF-L					Tronect PV-A				
		Art. no.	6.100.001.410	6.100.001.420	6.100.001.430	6.100.001.460	6.100.001.470	6.100.001.480	6.100.001.155	6.100.001.200	6.100.001.202	6.100.001.205	6.100.001.210	6.100.001.212	6.100.001.214	6.100.001.216	6.100.001.217	6.100.001.218	6.100.001.220	6.100.001.255	6.100.001.265	6.100.001.266	6.100.001.267	6.100.001.270	6.100.001.273	6.100.001.275	6.100.001.105	6.100.001.110	6.100.001.115	6.100.001.120	6.100.001.125	6.100.001.010	6.100.001.020
Device	Specifications	ø mm ¹⁾	305	460	650	305	460	650	155	203	255	305	356	425	457	525	560	600	700	155	305	356	425	525	600	725	63	80	100	127	160	38	51
Spot cooler air conditioners																																	
	PT 2700 SP																																
	Exhaust connection	160																													■		
	PT 3500 SP																																
	Exhaust connection	200								■																							
	PT 5300 SP																																
	Exhaust connection	400													■																		
TAC air cleaner																																	
	TAC 1500																																
		200								■																							
	TAC 3000																																
		250									■																						
	TAC 5000																																
		400													■																		
	TAC 6500																																
		450					■									■																	
	TAC 1500 S																																
		200								■																							
	TAC 750 E																																
		200								■																							
	Hose adapter	123																												■			
Airozon® Professional Series																																	
	Airozon® 20000																																
		300										■																					
	Airozon® 60000																																
	Attachment hood for hose connection	300										■																					
	Airozon® Supercracker																																
		100																											■				

In addition to the standard version with spiral-free sleeves, all Tronect® SP hoses are optionally also available with ferrules, rows of hooks and eyelets.
Other diameters and lengths are also available upon request for all hoses.

¹⁾ Respectively indicated are the inner diameters for the Tronect® hoses and the outer diameters for the device connections.



READY TO GO.

TOOLS BY TROTEC.



Strong in price and performance.

You have the ideas, we have the tools.

Regardless if you are screwing, drilling, sawing, cutting or sanding – the Trotec PowerTools are convincing in practice. You can rely on reliable brand quality, strong performance and an unmatched price-performance ratio in your work.

- Cordless Screwdriver
- Cordless Drills
- Cordless Hammer Drills
- Cordless Impact Driver
- Cordless Rotary Hammers
- Rotary Hammers
- Drills
- Multifunctional Tools
- Jigsaws
- Circular Saws
- Reciprocating Saws
- Planer
- Multifunction Grinder
- Belt Grinders
- Angle Grinder
- Hot Air Blowers
- Compressors
- Electric Stapler
- Hot Glue Guns
- Battery Work Lights
- Accessories and much more...

 **TROTEC**
AT WORK.

www.trotec.com



Trotec GmbH

Grebbeener Straße 7
52525 Heinsberg
Germany

Phone +49 2452 962-400
Fax +49 2452 962-200

info@trotec.com
www.trotec.com



PT Clarus Tata Graha

📍 Jalan Lapangan Bola No. 9D
Kebon Jeruk, Jakarta Barat 11530
Indonesia

☎ +62 21 3878 2120

📞 +62 852 1000 0880

🌐 @claruscórp 🌐 clarus.id



TRTMAKAT-WM-26EN

TROTEC
AT WORK.